

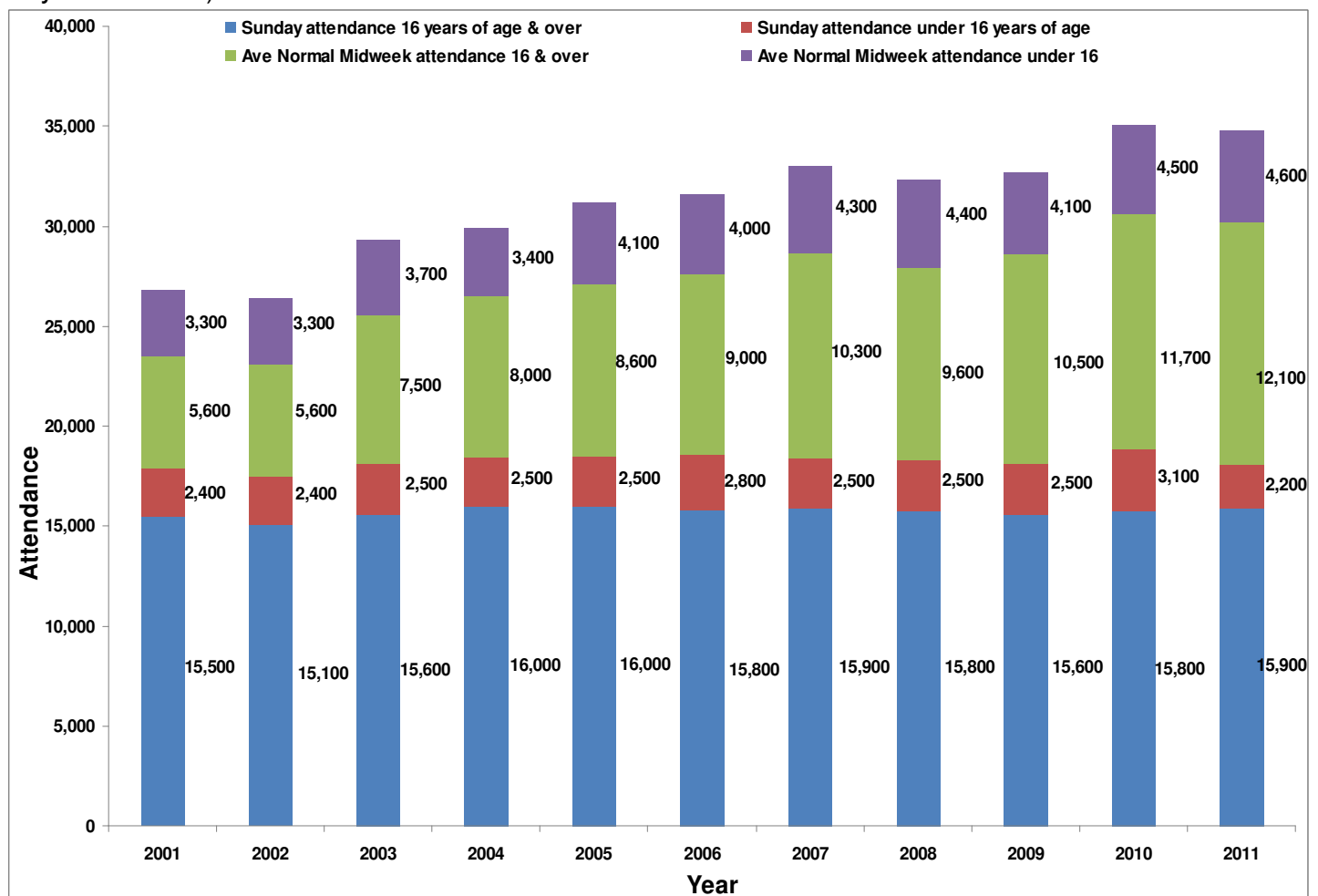
CHURCH OF ENGLAND CATHEDRALS

HEADLINE MISSION STATISTICS 2011*

Cathedrals are very much a vibrant centre of spiritual life in our cathedral cities for people of all ages and backgrounds. This year's data continue to show the positive growth seen over the last decade, in particular, regarding attendance at regular services, Christmas attendance and Advent. Many people come to worship and to take part in or appreciate cathedrals' fine choral tradition. Children are welcomed with their families and their schools. Cathedrals are also central to many civic events and attract visitors to their beautiful historical buildings.

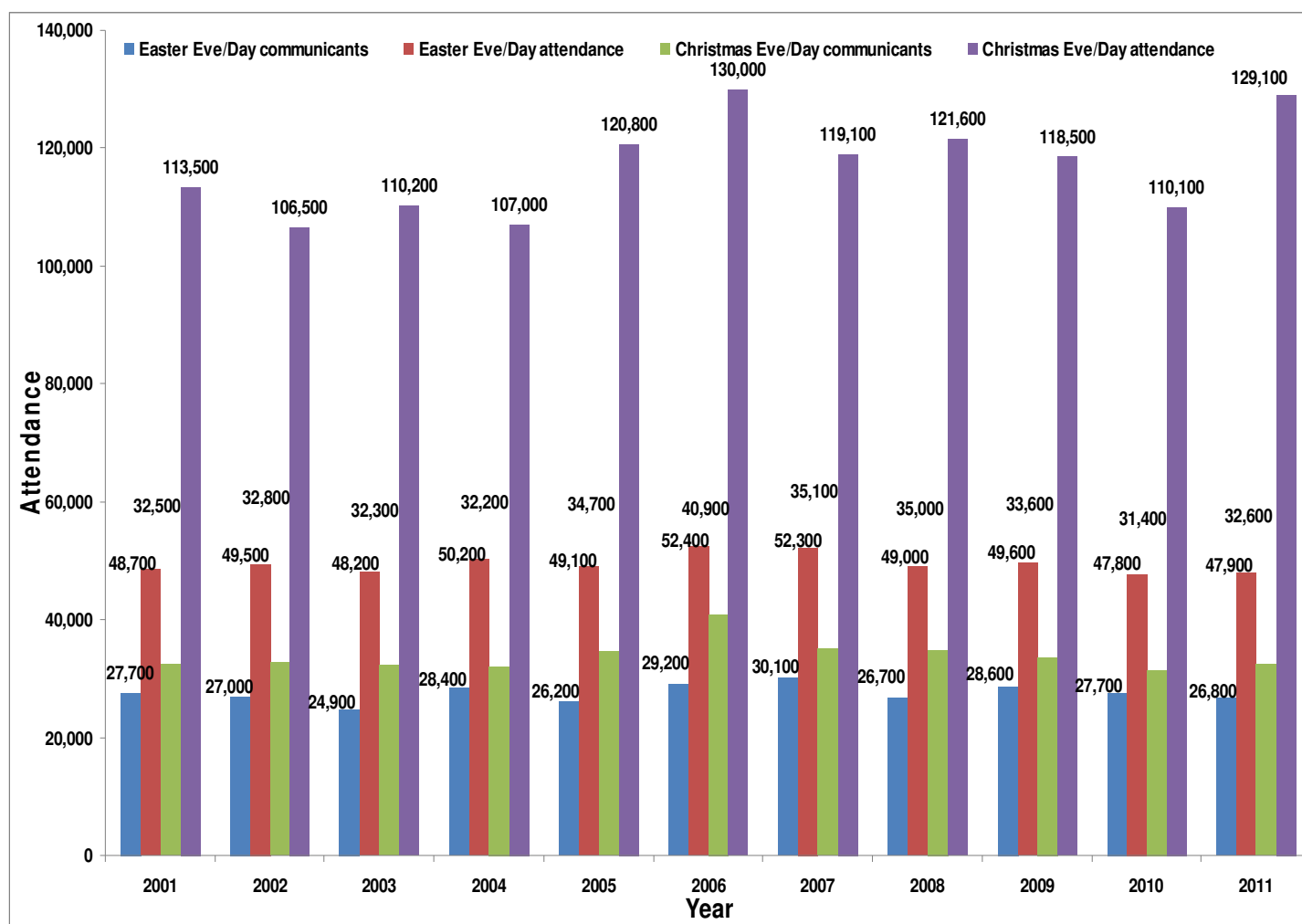
- ◆ **Attendance levels** at regular weekly services in Church of England cathedrals have steadily increased by 30% since the turn of millennium, a growth of approximately 3% on average each year. At Sunday services 15,900 adults and 2,200 children and young people usually attend. Including those who only attend midweek services, the total attendance figures rise to 28,000 and 6,800 respectively. Westminster Abbey adds, on average, 2,000 people each week to these numbers.
- ◆ Cathedrals are key places of daily Christian worship outside Sundays, and Midweek attendance continues to be very significant. In 2011, those attending just midweek services increased total attendance levels by 92%, adding an additional 76% to the number of adult attenders and more than doubling the number of children over the whole week.

Figure 1: Sunday & total weekly attendance 2001 to 2011, Church of England Cathedrals (excluding Royal Peculiars)



* Specific figures of interest for Westminster Abbey have been included

Figure 2: Easter & Christmas 2001 to 2011 attendance 2001 to 2011, Church of England Cathedrals (excluding Royal Peculiars)



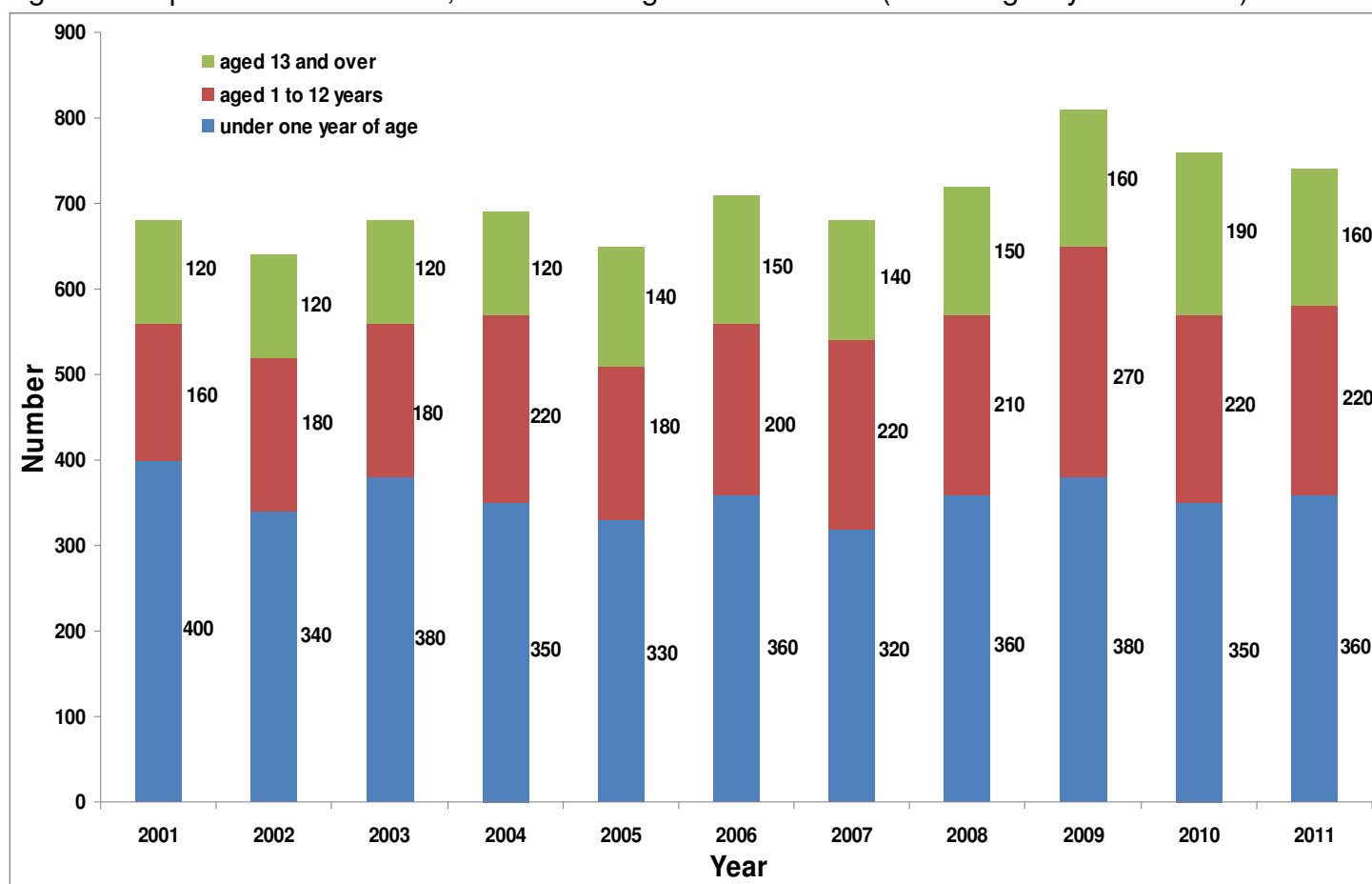
- ◆ In 2011 approximately 129,100 people attended services in cathedrals on either or both **Christmas Day and Christmas Eve** while services over Advent, the period leading up to Christmas, attracted attendances of 776,400. This is an increase of over 17% compared to 2010 and is probably due, at least in part, to good weather and Christmas day falling on a Sunday. In 2010 there had been snow at Christmas. Attendance at services at Easter 2011 was 47,900, slightly higher than the previous year, but about 1% lower than in 2006 when attendance was 52,400 (the highest point of the decade). Attendance during Holy week dropped slightly from 110,400 in 2010 to 105,700 in 2011.
- ◆ Cathedral attendances on these two major Christian festivals averaged over 3,070 and 1,140 respectively. Many cathedrals offered additional services to respond to the space restrictions that continue to limit attendance levels. Westminster Abbey adds over 8,000 adults, children and young people to Christmas Day/Eve attendance and more than 29,000 over the Advent season. Comparable figures from parish churches are currently being collected and collated.

* Specific figures of interest for Westminster Abbey have been included

Table 1: Total attendance during Advent Church of England Cathedrals (excluding Royal Peculiar)

Year	Attendance
2001	720,300
2002	712,200
2003	714,000
2004	714,200
2005	723,600
2006	717,300
2007	726,500
2008	778,800
2009	729,600
2010	682,400
2011	776,400

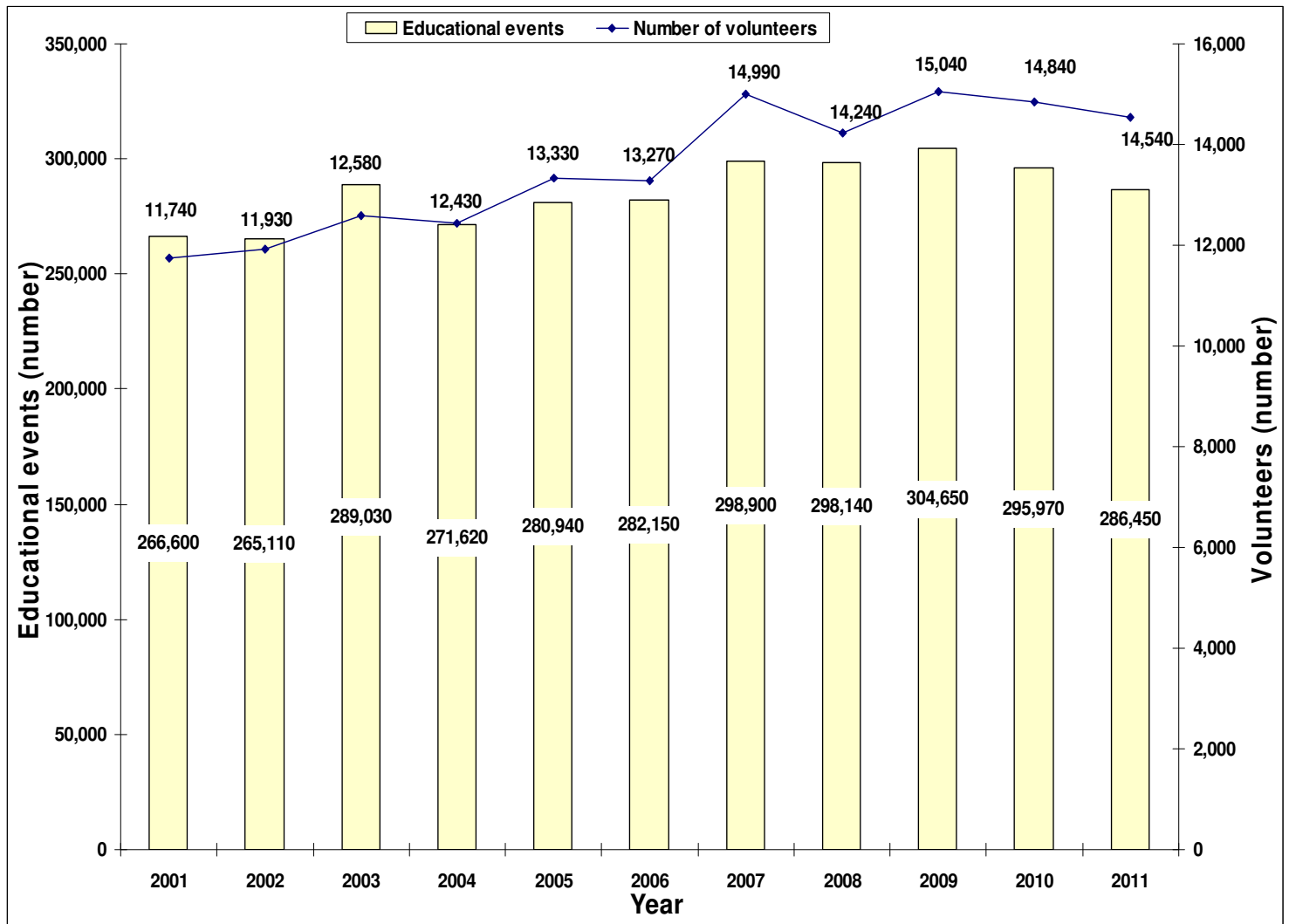
Figure 3: Baptisms 2001 to 2011, Church of England Cathedrals (excluding Royal Peculiar)



- ◆ In 2011 approximately 740 **baptisms** (and thanksgivings for the birth of a child), 330 **marriages** (and blessings of marriage), 340 **funerals** and 90 **memorial** services were conducted by cathedral clergy. The number of baptisms of young people and adults (over 13 years of age) and of child baptisms (aged 1 to 12 years) have increased by about one third over the decade, whilst the number of baptisms of babies under one year of age remained broadly stable. As a result, overall, the number of baptisms in cathedrals has increased by 9% over the decade.

* Specific figures of interest for Westminster Abbey have been included

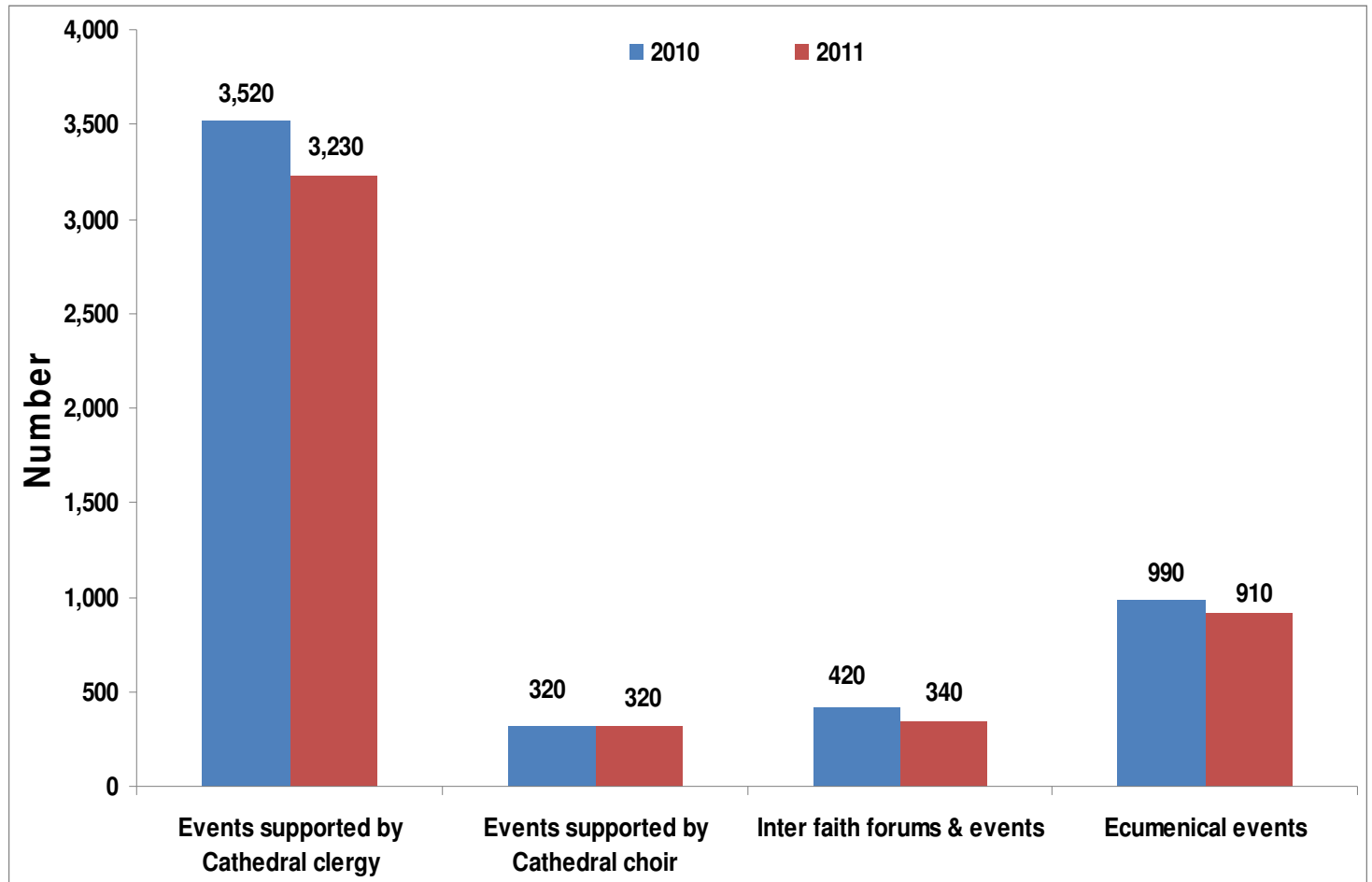
Figure 4: Educational events & Volunteers 2001 to 2011, Church of England Cathedrals (excluding Royal Peculiars)



- ◆ In 2011 286,450 children attended **educational events** at cathedral, a reduction of 1% compared to 2010, with Westminster Abbey adding a further 11,770. In addition, a further 9,720 children are being educated at schools associated with cathedrals. Over 2,000 of these children and adults are involved week by week in providing cathedral music. In addition, 850 children (under 16 years of age) are involved in singing in other Cathedral choirs and 1,360 are voluntary choir members.
- ◆ Over the last ten years the number of **volunteers** involved in the mission and ministry of cathedrals on a regular basis has increased by 24% to 14,500, an average of 345 volunteers for every cathedral (down slightly on the high point in 2009 when there were 15,040 volunteers). In contrast, over the last ten years, the number of **visitors** reported has gradually reduced by approximately 1.9 million to 9,520,980, that is, around 44,900 for every cathedral. *With the addition of Westminster Abbey and other Royal Peculiars and, given the imprecise nature of visitor counting, the estimated total number of visitors to Cathedrals remains the 2010 level of 12 million.*
- ◆ Over 3,040 **specialty arranged services** were conducted by cathedrals in 2011 which attracted 1 million people. 1.84 million people attended 5,650 **public/civic events** arranged in cathedrals. Over the last ten years both the numbers of public/civic events and specialty arranged services have considerably increased. In particular, the number of public/civic events has almost doubled.

* Specific figures of interest for Westminster Abbey have been included

Figure 5: Services/Events Attendances 2001 to 2011, Church of England Cathedrals (excluding Royal Peculiars)



- ◆ In 2011, there were over 3000 events supported by Cathedral clergy outside the Cathedral and 300 events supported by the Cathedral choir. Cathedral people participated in just over 300 inter-faith forums and events and 900 ecumenical events.

Dr. Bev Botting (Head of Research and Statistics)

**Research and Statistics Department
Archbishops' Council, April 2012**

* *Specific figures of interest for Westminster Abbey have been included*