

Cathedral Statistics 2012



Archbishops' Council
Research and Statistics
Church House
Great Smith Street
London SW1P 3AZ

Tel: 020 7898 1592

Fax: 020 7898 1532

Published 2013 by Archbishops' Council, Research and Statistics, Central Secretariat

Copyright © The Archbishops' Council 2013

All rights reserved.

This document is available on line at <http://www.churchofengland.org/about-us/facts-stats/research-statistics.aspx>, any reproduction of the whole or any part of the document should reference: The Archbishops' Council, Research and Statistics, Great Smith Street, London SW1P 3AZ

[Email: statistics.unit@churchofengland.org](mailto:statistics.unit@churchofengland.org)

The opinions expressed in this book are those of the authors and do not necessarily reflect the official policy of the General Synod or The Archbishops' Council of the Church of England.

Contents

	Page
Foreword	3
Definitions and notes	4

Contents	Table	Figure	Page
Sunday and Weekly Attendance	1	1	5
Easter Communicants & Attendance, Holy Week Attendance	2	2	6
Christmas Communicants & Attendance, Advent Attendance	3	3	6
Baptisms, Thanksgiving, Marriages, Funerals & Memorials	4		7
Baptisms, Marriages and Funerals		4	7
Educational Events	5	5	8
Schools	6	6	8
Regular Services	7		9
Specially Arranged Services and Public Events	8		9
Activities within Cathedrals 2012	9	7	10
Volunteers and number of roles	10		10
Volunteers		8	10
Visitors	10		10
Community Roll	10		10
Choristers	11	9	11
Other Choir members	12		11

Appendix

Cathedral Form 2012	12
---------------------	----

Foreword:

Cathedrals are vibrant centres of spiritual life and music for people of all ages and backgrounds. Children are welcomed with their families and their schools. Cathedrals are central to many civic events and attract visitors to their beautiful historical buildings.

For tourists, cathedrals can convey a sense of the spiritual and sacred even to those who are on the margins of Christian faith, or who stand some way beyond¹.

This year's data continue to show the growth seen over the last decade, especially attendance at midweek services. One off questions this year focused on the provision of children's and youth activities, planned giving and bible study.

Attendance

In 2012 the average number of adults and children attending Cathedral services each week was 35,800. This has increased by 35% since 2002; almost all the increase in attendance in the past decade is due to increased midweek attendance rising from 8,900 in 2002 to 16,800 in 2012 (table 1).

The community roll has increased over the same period from 14,300 in 2002 to 16,800 in 2012 (table 10).

Easter and Christmas

Average attendance at each cathedral in 2012 was 1,300 at Easter and 2,800 at Christmas.

Attendance at Easter in 2012 was 54,700, the highest figure in the last decade. Attendance over the Holy Week increased slightly from 105,700 in 2011 to 107,700 in 2012 (table 2).

Christmas attendance fluctuates depending on the day it falls, with higher attendees when Christmas day falls at the weekend. In 2012 Christmas day was a Tuesday. Attendance fell from 129,100 in 2011 when Christmas was on a Sunday by 10% to 117,200 in 2012 (table 3). Many cathedrals conduct additional services over the Christmas period to meet high demand.

Services during Advent, the period leading up to Christmas, attracted an attendance of 745,900 (table 3). There were approximately 30,000 communicants at Christmas (table 3) and at Easter (table 2) representing 27% and 50% respectively of those attending. The number of communicants varies much less than attendance from year to year and is less dependent on the day of the week that Christmas falls on.

Baptisms, Marriages and Thanksgiving

In 2012 there were 760 baptisms and thanksgivings for the birth of a child conducted in cathedrals. The number of baptisms of young people (over 13 years of age), adults and children aged between 1 and 12 has increased considerably since 2002, rising from 300 baptisms in 2002 to 430 in 2009 before falling slightly to 410 in 2012 (table 4), infant baptisms remain stable. Overall, these figures reflect the national trend as reported in Statistic for Mission 2011. The number of marriages conducted in cathedrals has shown a steady increase over the decade rising from 270 couples in 2002 to 340 in 2011 and 2012 (table 4). Since 2006 the number of blessings after marriage has declined year on year.

There were 400 funerals and a further 100 memorial services conducted by cathedral clergy (table 4). The number of funerals conducted by cathedrals has remained constant over the last ten years. In 2012, there were 110 funerals conducted at crematoria, a sharp increase from the preceding five years which averaged 60 services at crematoria per year.

Children and Young People

In 2012, 306,800 children and young people visited cathedrals and further 12,350 visited Westminster Abbey. Over half of these visits were children under 11 years old (Nursery/KS1 and Primary/KS2, table 5). The number of children and young people attending educational events at cathedrals has increased by 15% since 2002 from 265,000 to 306,800 in 2012.

Cathedrals support the education of 11,000 children at schools associated with cathedrals (table 6). In 2012, 1,040 children attended cathedral run Sunday schools, 350 were in youth groups and 130 children were admitted to communion before Confirmation (table 9).

It should be noted that there was not a full response to questions from cathedrals about provision of children's and youth activities.

¹ Spiritual Capital: The present and future of English Cathedrals. Theos and the Grubb Institute 2012

Music

Almost 2,000 child and adult choristers were involved in providing Cathedral music traditions (table 11) in 2012. In addition, 690 children (under 16 years of age) were involved in singing in other Cathedral choirs and 1420 adults were involved in voluntary choirs (table 12).

There are 60 male choirs; 40 female choirs and 90 mixed choirs singing in Church of England cathedrals (table 12).

Volunteers and Supporting Cathedrals

Over the last ten years the number of volunteers involved in the mission and ministry of cathedrals has increased by 30% to 15,600, the highest in a decade. In each cathedral, there are on average 360 volunteers. Volunteers fulfil 860 voluntary roles across the country (table 10), an average of 20 in each cathedral. 14,600 congregation members participate in planned giving (table 10) financially supporting the running of cathedrals.

Visitors

Over the last ten years, the number of visitors reported has gradually reduced by 1.4 million to just under 10 million. Including Westminster Abbey and other Royal Peculiars, our working estimate of the total number of visitors to Cathedrals remains at approximately 12 million (table 10).

Services and events within the year

Specially arranged services and public/civic events are not included in average weekly attendance figures as they are not part of the weekly calendar of services:

Regular services conducted at least monthly (including fresh expressions and schools services) attracted 1.6 million people (table 7).

3,000 specially arranged services, celebrating specific events, (table 8) were conducted by cathedrals in 2012, these attracted 930,000 people (table 7).

Slightly more than a million people (table 7) attended more than 5,000 public/civic events (table 8) arranged in cathedrals.

Over the last ten years both the numbers of public/civic events and specially arranged services have increased (table 8). The number of people attending public/civic events remains double that of 648,000 in 2002 to 1,098,300 in 2012 (table 7), after a high of 1,842,400 in 2011.

Outside of regular services, 5900 young people and adults attended bible study and other groups in 2012 (table 9).

Acknowledgements

We are grateful to the Administrators/Head Vergers and Deans in providing statistics from Cathedrals. Every English cathedral contributed to this exercise and we are pleased to be able to include specific figures from Westminster Abbey towards a more complete picture of cathedral ministry in England today.



Definitions and notes

While many figures in this booklet have been **rounded**, totals and averages were calculated before rounding. Thus row and column totals will not always agree exactly with the sum of the stated amounts.

42 Cathedrals and Westminster Abbey participated in this exercise.

Specific figures for Westminster Abbey, being a Royal Peculiar are not included in the charts and tables but as notes below the charts.

Cathedral figures reported in this booklet have been collated from the annual cathedral returns completed each year by head vergers/cathedral administrators and deans on behalf of Association of English Cathedrals.

Marriages	Marriages are of "couples newly married".
Prayer and Dedication	Prayer and dedication of marriage are of couples for whom a service of blessing (after civil marriage) was held in the cathedral and does not include the renewal of vows.
Average Attendance on a Sunday and Midweek	Average number of attendees in a normal service which is not a major festival or contained in a peak holiday period.
Community Roll	Number of persons on the Community Roll as presented to the Annual Cathedral Meeting. Those entitled to have their names entered upon the roll of the cathedral who are lay members of either sex of seventeen years of age and over, who are baptised and are resident in the cathedral or, if not resident, have habitually attended public worship in the cathedral during a period of six months prior to enrolment.
Schools	Schools or academies which are part of Cathedral governance or have formal links/relationship with the Cathedral during the academic year.
Educational Visits	Number of children attending organised educational events which take place either in the Cathedral or organised by the Cathedral and took place elsewhere.
Choristers	Number of boys, girls and adult lay clerks/choral scholars at year end.
Peculiar	Used of a church that is outside the parochial (parish) system, into which the vast majority of churches fit. Peculiars are practically all royal peculiars, the appointment of whose minister is directly in the hands of the Sovereign. Examples are Westminster Abbey and St George's Chapel, Windsor.
Planned giving	Number of congregation members at calendar year end date participating in planned giving, relating to money given regularly through a standing order, envelope scheme, direct debit and regular gift aid users.
Visitors	Visitors are defined as either people paying or donating at the point of entry or those who do not pay but possibly donate at alms box (excluding those who attend services and events.) Canterbury, London, York and Westminster Abbey fall within the most popular and important cathedrals as published under the "Association of Leading Visitor Attractions" (ALVA). Visitor numbers for these cathedrals and royal peculiar have been taken from ALVA's website. From 2011, York Minster no longer falls within this range.

In 2012 the average number of adults and children attending Cathedral services each week was nearly 36,000. This has increased by 35% since 2002.

Table 1: Sunday and Weekly attendance¹ 2002 to 2012, Church of England Cathedrals (Excluding Royal Peculiars)

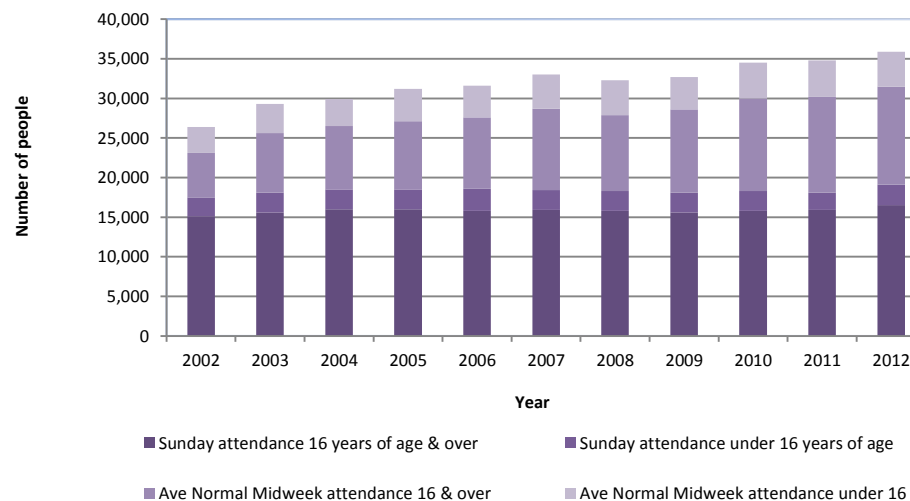
Year	Sunday Attendance ²		Midweek Attendance ³		Total All Week Attendance	
	Number of people		Number of People		Number of People	
	Under 16	16 and over	Under 16	16 and over	Under 16	16 and over
2002	2,400	15,100	3,300	5,600	5,800	20,700
2003	2,500	15,600	3,700	7,500	6,300	23,100
2004	2,500	16,000	3,400	8,000	5,800	24,000
2005	2,500	16,000	4,100	8,600	6,600	24,600
2006	2,800	15,800	4,000	9,000	6,800	24,800
2007	2,500	15,900	4,300	10,300	6,800	26,300
2008	2,500	15,800	4,400	9,600	6,800	25,300
2009	2,500	15,600	4,100	10,500	6,600	26,100
2010	2,500	15,800	4,500	11,700	7,000	27,500
2011	2,200	15,900	4,600	12,100	6,700	28,000
2012	2,600	16,500	4,400	12,400	7,000	28,800

1 Average attendance at normal services held by cathedrals either on Sunday or midweek.

2 A service is one which is not a major festival or contained in a peak holiday period. If the attendance fluctuates an annual 'average' should be given. Persons attending more than one service on the same day should, wherever possible, be counted only once no matter how many services they attend.

3 Mid week count only includes services held Monday - Saturday and excludes Sunday Services.

Figure 1: Sunday and Weekly attendance 2002 to 2012, Church of England Cathedrals (Excluding Royal Peculiars)



Weekday services at Westminster Abbey are usually attended by 1,800 adults and 100 children.

Almost all the increase in attendance in the past decade is due to increased midweek attendance rising from 8,900 in 2002 to 16,800 in 2012.

The normal attendance at cathedral weekday services was 12,400 adults and 4,400 children and young people.



Average attendance at each cathedral in 2012 was 1,300 at Easter and 2,800 at Christmas. Attendance at Easter in 2012 was 54,700, the highest figure in the last decade.

Table 2: Easter Communicants & Attendance and Holy Week attendance, Church of England Cathedrals excluding Royal Peculiars 2002 - 2012

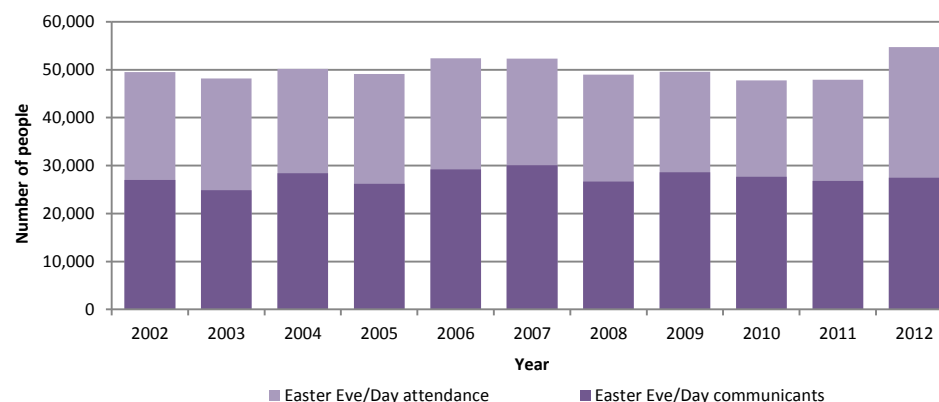
Year	Easter ¹		
	Communicants	Attendance ²	Holy week ³
	Number	Number	Number
2002	27,000	49,500	-
2003	24,900	48,200	-
2004	28,400	50,200	-
2005	26,200	49,100	-
2006	29,200	52,400	-
2007	30,100	52,300	-
2008	26,700	49,000	-
2009	28,600	49,600	-
2010	27,700	47,800	-
2011	26,800	47,900	105,700
2012	27,500	54,700	107,700

Holy Week attendance increased slightly from 105,700 in 2011 to 107,700 in 2012.

Christmas attendance fluctuates depending on the day it falls, with higher attendance when Christmas day falls at the weekend.

- 1 Easter day includes vigil services on Easter eve
- 2 Total number of people that attended worship, both communicants and those that did not take communion, adult, children and young people, clergy and laity.
- 3 First collected in 2011.

Figure 2: Easter attendance Church of England Cathedrals (Excluding Royal Peculiars) 2002 to 2012



Westminster Abbey adds approximately 3,500 adults, children and young people at Easter

In 2012 Christmas day was a Tuesday. Attendance fell by 10% from 129,100 in 2011 when Christmas was on Sunday to 117,200. Many cathedrals conduct additional services over the Christmas period to meet high demand. Services during Advent, the period leading up to Christmas, attracted an attendance of 745,900.

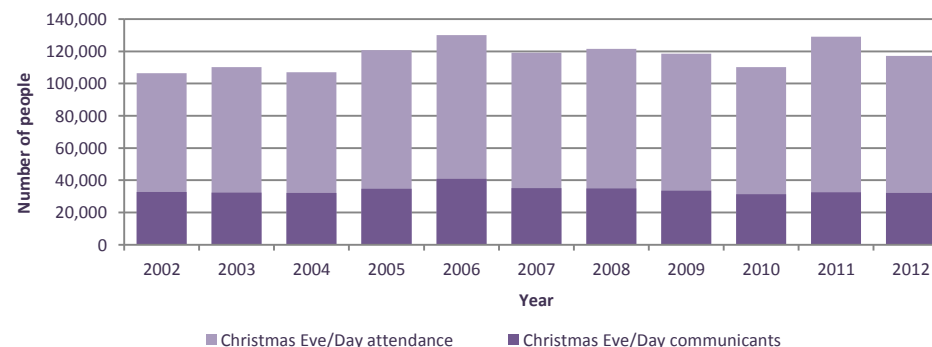
There were approximately 30,000 communicants at Christmas and at Easter representing 27% and 50% respectively of total attendance. The number of communicants varies much less than attendance from year to year and is less dependent on the day of the week that Christmas falls on.

Table 3: Christmas Communicants & Attendance & Advent attendance Church of England Cathedrals excluding Royal Peculiars 2002 - 2012

Year	Christmas ¹		Advent ³
	Communicants	Attendance ²	Attendance
	Number	Number	Number
2002	32,800	106,500	712,200
2003	32,300	110,200	714,000
2004	32,200	107,000	714,200
2005	34,700	120,800	723,600
2006	40,900	130,000	717,300
2007	35,100	119,100	726,500
2008	35,000	121,600	778,800
2009	33,600	118,500	729,600
2010	31,400	110,100	682,400
2011	32,600	129,100	776,400
2012	32,200	117,200	745,900

- 1 Christmas day includes vigil services on Christmas eve.
- 2 Total number of people that attended worship, both communicants and those that did not take communion, adult, children and young people, clergy and laity.
- 3 Total number of people attending events and services from eve of Advent Sunday through to St. Stephen's Day

Figure 3: Christmas attendance Church of England Cathedrals (excluding Royal Peculiars) 2002 to 2012



Westminster Abbey adds over 5,000 adults, children and young people to Christmas Day/Eve attendance and more than 18,500 over the Advent season



In 2012 there were 760 baptisms and thanksgivings for the birth of a child conducted in cathedrals. The number of baptisms of young people (over 13 years of age), adults and children between 1 and 12 has increased considerably since the year 2002, rising from 300 baptisms in 2002 to 430 in 2009 before falling slightly to 410 in 2012, infant baptisms remain stable. Overall, these figures reflect the national trend.

Table 4: Baptisms, Thanksgiving, Marriages, Funerals and Memorials Church held by England Cathedrals excluding Royal Peculiars 2002 - 2012

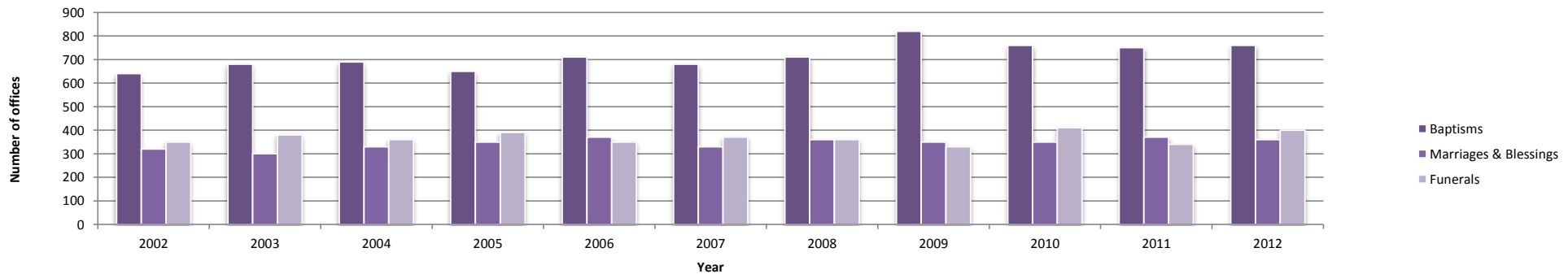
Year	Baptisms ¹				Thanksgivings ¹			Marriages ¹			Funerals ¹			
	Infants under one year	Children aged 1 to 12 years	All other persons	Total	Under 1 year	Over 1 year	Total	Marriages ²	Blessings of marriage ³	Total	In Cathedrals ⁴	At Crematoria ⁵	Total	Memorial ⁶
2002	340	180	120	640	3	1	4	270	50	320	270	80	350	
2003	380	180	120	680	2	1	3	260	40	300	290	90	380	
2004	350	220	120	690	5	1	6	270	60	330	280	80	360	
2005	330	180	140	650	5	1	6	290	60	350	300	90	390	
2006	360	200	150	710	3	1	4	300	70	370	270	80	350	
2007	320	220	140	680	3	0	3	280	50	330	320	50	370	
2008	360	210	150	710	8	3	11	310	50	360	300	60	360	
2009	380	270	160	820	4	3	7	310	40	350	270	60	330	
2010	350	220	190	760	3	0	3	320	30	350	340	70	410	130
2011	360	220	160	750	5	0	5	340	30	370	280	60	340	90
2012	350	250	160	760	2	3	5	340	20	360	290	110	400	100

- 1 Number of offices between 1 January and 31 December
- 2 Couples newly married
- 3 Service of blessing, does not include renewal of vows

- 4 Number of deceased for whom a funeral service was held in the cathedral
- 5 Number of deceased for whom a full funeral service was conducted on behalf of the cathedral at a crematorium or cemetery
- 6 Number of memorial services (not including a funeral) held in the cathedral

Westminster Abbey adds 50 infant and 10 children (aged 1 to 12) baptisms; 23 marriages and 3 blessings; 4 funerals and 9 memorial services.

Figure 4: Baptisms, Marriages and Funerals Church held by England Cathedrals excluding Royal Peculiars 2002 - 2012



The number of marriages conducted in cathedrals has shown a steady increase over the decade, rising from 270 couples in 2002 to 340 in 2012. Since 2006 the number of blessings after marriage has declined year on year.

In 2012 there were 110 funerals conducted at crematoria, a sharp increase from the preceding five years which averaged 60 services at crematoria per year. There were 400 funerals and a further 100 memorial services conducted by cathedral clergy. The number of funerals conducted by cathedrals has remained constant over the last ten years.



In 2012 306,800 children and young people visited cathedrals and further 12,350 visited Westminster Abbey. Over half of these visits were children under 11 years old (Nursery/KS1 and Primary/KS2). The number of children and young people attending educational events at cathedrals has increased by 15% since 2002 from 265,000 to 306,800 in 2012.

Table 5: Children and young people attending Educational events. Church of England Cathedrals excluding Royal Peculiars 2002 - 2012

Year	Educational Events					Total
	Nursery/ Pre-prep	Primary/ Pre-prep	Secondary/ Senior	16 - 18	18 +	
2002	2,700	159,400	102,900	-	-	265,100
2003	6,000	168,400	114,700	-	-	289,000
2004	2,900	169,100	99,600	-	-	271,600
2005	4,200	167,300	109,400	-	-	280,900
2006	5,100	164,700	112,400	-	-	282,100
2007	6,800	183,100	108,000	-	-	297,900
2008	4,500	171,700	121,700	-	-	297,900
2009	2,600	183,900	118,100	-	-	304,700
2010	26,200	150,200	96,800	9,600	13,100	296,000
2011	36,500	150,300	76,300	8,500	15,000	286,400
2012	38,600	131,900	82,600	9,200	44,400	306,800

Notes:
 Figures have been rounded to the nearest 100.
 Number of children/students attending organised educational events during the year which take place either in the Cathedral or organised by the Cathedral and took place elsewhere

Table 6: Children and young people attending schools associated with Church of England Cathedrals excluding Royal Peculiars 2002 - 2012

Year	Schools					Total
	Nursery/ Pre-prep	Primary/ Pre-prep	Secondary/ Senior	16 - 18	18 +	
2002	890	3,560	4,710	-	-	9,160
2003	1,310	2,680	4,430	-	-	8,420
2004	1,090	2,830	4,580	-	-	8,500
2005	1,290	3,030	5,110	-	-	9,420
2006	1,330	2,650	5,360	-	-	9,330
2007	1,330	2,880	4,350	-	-	8,560
2008	980	3,760	7,320	-	-	12,050
2009	1,230	3,200	6,690	-	-	11,120
2010	1,050	3,140	5,660	1,080	10	10,950
2011	1,170	2,600	4,200	1,490	270	9,720
2012	1,200	3,040	4,930	1,800	30	11,000

Westminster Abbey adds the following number of children to the educational events - 400 nursery pre-prep; 7,800 primary/pre-prep; 3,600 secondary/seniors and 500 16-18's.

Cathedrals support the education of 11,000 children at schools associated with cathedrals.

Figure 5: Children and young people attending educational events. Church of England Cathedrals (Excluding Royal Peculiars) 2002 to 2012

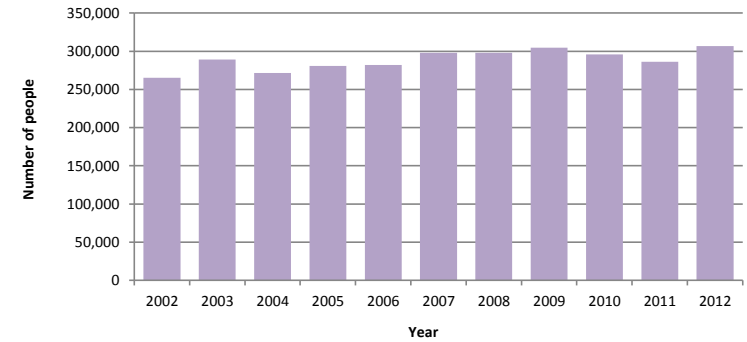
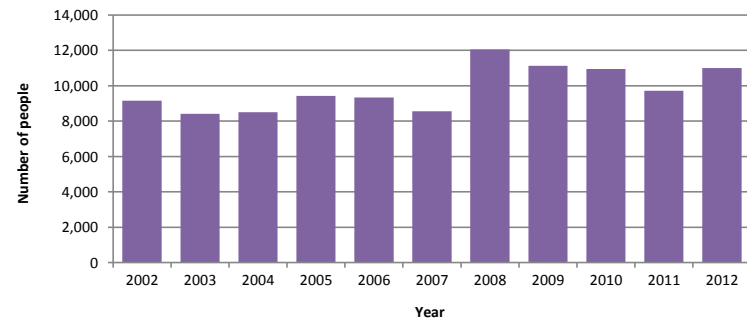


Figure 6: Children and young people attending schools associated with Church of England Cathedrals (Excluding Royal Peculiars) 2002 - 2012



Regular Services conducted at least once a month (including fresh expressions and schools services) attracted 1.6 million people. 3,000 specially arranged services, celebrating specific events, were conducted by cathedrals in 2012, these attracted 930,000 people. Slightly more than a million people attended more than 5,000 public/civic events held in cathedrals.

Table 7: Regular Services Church of England Cathedrals excluding Royal Peculiars 2002 - 2012

Years	Regular services ¹			
	Fresh expression ²	Schools	Other services	Total
	Number ⁴	Number	Number	Number
2002	-	-	1,488,700	1,488,700
2003	-	-	1,511,700	1,511,700
2004	-	-	1,552,900	1,552,900
2005	-	-	1,589,200	1,589,200
2006	-	-	1,622,100	1,622,100
2007	-	-	1,651,000	1,651,000
2008	-	-	1,740,900	1,740,900
2009	-	-	1,742,800	1,742,800
2010	69,000	-	1,874,100	1,943,100
2011	87,100	-	1,937,400	2,024,500
2012	37,800	165,200	1,436,300	1,639,300

Westminster Abbey adds attendance of 124,000 at regular services

Table 8: Specially Arranged Services and Public Events Church of England Cathedrals excluding Royal Peculiars 2002 - 2012

Years	Specially Arranged Services ¹						Public Events ¹			
	Annual Festival ³		School leavers ²		Diocesan Services		Graduation ceremonies		Other Events	
	Number	Attendance	Number	Attendance	Number	Attendance	Number	Attendance	Number	Attendance
2002	-	-	-	-	2,790	904,700	-	-	2,980	648,000
2003	-	-	-	-	2,870	892,700	-	-	3,430	755,400
2004	-	-	-	-	3,060	928,900	-	-	3,820	1,119,100
2005	-	-	-	-	2,750	903,900	-	-	3,490	1,032,000
2006	-	-	-	-	2,860	904,000	-	-	3,640	1,355,700
2007	-	-	-	-	2,870	1,002,100	-	-	4,090	1,162,900
2008	-	-	-	-	3,070	1,022,400	-	-	5,260	1,750,400
2009	-	-	-	-	3,040	953,400	-	-	5,450	1,618,300
2010	-	-	90	47,400	3,060	916,600	260	301,600	4,890	1,331,400
2011	-	-	100	50,700	2,940	875,600	260	272,900	5,390	1,569,500
2012	480	121,700	410	202,600	2,000	608,200	280	275,400	5,000	822,900 ⁵

Westminster Abbey adds 1 annual festival service with 160 in attendance; 8 school leaver services with 2,900 in attendance; and 35 other public events with 26,000 in attendance.

- 1 Numbers in service attendance at specially arranged services are not included in average weekly attendance figures as they are not part of the weekly calendar of services.
- 2 Question first asked in 2010
- 3 Question first asked in 2012
- 4 The questions on regular services were clarified on the 2012 form which could account for the marked decrease in Fresh Expressions.
- 5 Other school services and annual festivals may previously have been included in this figure.

Over the last ten years both the numbers of public/civic events and specially arranged services have increased. In particular, the number of people attending public/civic events has remained double that of 648,000 in 2002 to 1,098,300 in 2012, after reaching a high of 1,842,400 in 2011⁵.



In 2012, 1,040 children attended cathedral run Sunday schools, 350 were in youth groups, 130 children were admitted to communion before Confirmation, 5,900 young people and adults attended bible study and other groups and 14,600 congregation members participated in planned giving financially supporting the running of cathedrals.

Table 9: Activities within Cathedral Church of England Cathedrals excluding Royal Peculiars 2012

	Numbers ¹
Number of children in Sunday School ¹	1,040
Number of children in Youth Groups ²	350
Number of children admitted to communion before confirmation ³	130
Number of young people and adults (16+) in bible study and groups ⁵	5,900
Number of congregation members in planned giving ⁴	14,610

1 Figures have been rounded.

2 Total number of children on the register(s) on 31st December attending Sunday School, (or who have attended throughout the year and since left) and also, of young people up to and including 18 attending a youth group within the calendar year

3 Total of all children admitted to communion prior to Confirmation at any stage throughout the year up to 31 December.

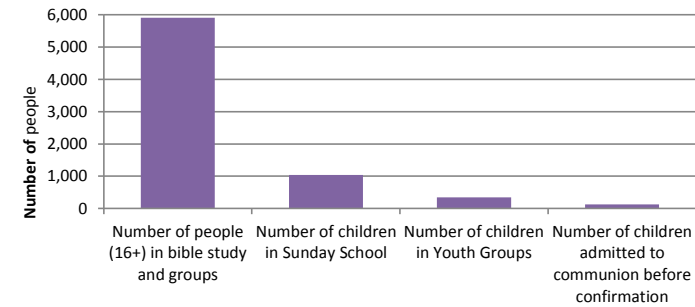
It should be noted that the response rate to questions about the provision of children's and youth activities varied between cathedrals.

4 Total number of participants at calendar year end date.

5 Total number of people with regular contact outside usual Cathedral services, at Bible studies and other groups.

Note: Only 7 cathedrals were able to respond to all the questions, so figures are likely to be much lower than the national total.

Figure 7: Activities within Cathedral Church of England Cathedrals (Excluding Royal Peculiars) 2012



Over the last ten years the number of volunteers involved in the mission and ministry of cathedrals has increased by 30% to 15,600, the highest in a decade. In each cathedral, there are on average 370 volunteers. Volunteers fulfil 860 voluntary roles across the country. The number of visitors reported has gradually reduced by around 1.4 million to approximately 10 million. Including Westminster Abbey and other Royal Peculiars, the total number of visitors to Cathedrals remains at approximately 12 million.

Table 10: Volunteers, Visitors & Community Roll in Church of England Cathedrals excluding Royal Peculiars 2002 - 2012

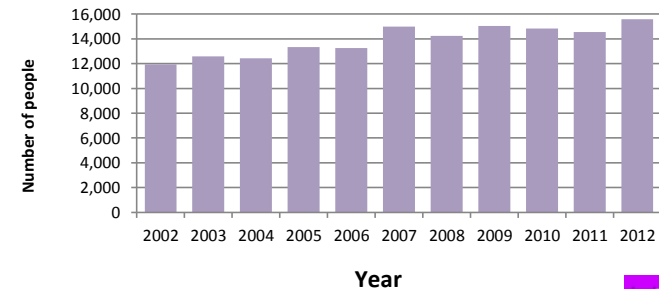
Years	Volunteers ¹	Volunteering roles	Visitors ²	Community Rolls
	Number	Number	Number	Number
2002	11,930	-	11,057,150	14,300
2003	12,580	-	10,773,420	14,700
2004	12,430	-	10,164,200	15,500
2005	13,330	-	9,740,930	16,300
2006	13,270	-	9,767,020	16,300
2007	14,990	-	9,410,960	15,900
2008	14,240	-	9,615,390	15,700
2009	15,040	-	9,721,670	16,500
2010	14,840	-	9,423,220	16,100
2011	14,540	-	9,520,980	16,300
2012	15,570	860	9,674,580	16,800

Westminster Abbey attracts 1.8 million visitors and 270 in the Community Roll.

1 Number of people volunteering

2 For Canterbury, London, York and Westminster Abbey the visitors figure can be found from this link www.alva.org.uk/visitor_statistics. York Minster is no longer part of this group since 2011.

Figure 8: Volunteers in Church of England Cathedrals (Excluding Royal Peculiars) 2002 - 2012



In 2012, Westminster Abbey attracts 419 volunteers in 12 volunteering roles

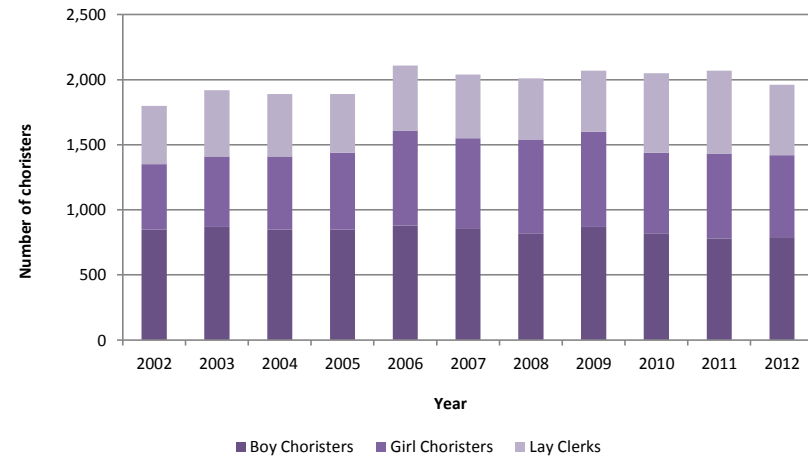


Almost 2,000 child and adult choristers were involved in providing traditional choral music in 2012.

Table 11: Choristers in Church of England Cathedrals excluding Royal Peculiars 2002 - 2012

Year	Music			Total
	Boy Choristers	Girl Choristers	Lay Clerks/Choral Scholars	
	Number	Number	Number	
2002	850	500	450	1,810
2003	870	540	510	1,920
2004	850	560	480	1,890
2005	850	590	450	1,890
2006	880	730	500	2,110
2007	860	690	490	2,030
2008	820	720	470	2,010
2009	870	730	470	2,060
2010	820	620	610	2,050
2011	780	650	640	2,080
2012	790	630	540	1,960

Figure 9: Number of Choristers in Church of England Cathedrals (Excluding Royal Peculiars) 2002 - 2012



Westminster Abbey has 35 boy choristers and 12 lay clerks

Table 12: Other Choir members in Church of England Cathedrals excluding Royal Peculiars 2012

	Choirs			Total
	Male	Female	Mixed	
	Number	Number	Number	
Children in Other Cathedral Choirs < 16 years	250	440	-	690
Young people and adults in Voluntary Choirs 16 years +	590	830	-	1,420
Total number of Choirs	60	40	100	200

In addition to the choristers, 690 children (under 16 years of age) were involved in singing in other Cathedral choirs and 1,420 adults were involved in voluntary choirs.

There are 60 male choirs; 40 female choirs and 100 mixed choirs singing in Church of England cathedrals.





CATHEDRAL STATISTICS January to December 2012

For the Cathedral Church of in the Diocese of Chelmsford

Enter in the **Comment** box below the names of any parish, district or mission churches whose figures are included.

1. BAPTISMS

Number of persons baptised

	How many of all these baptisms were from a sending parish			
	Under 1yr	Age 1 to 12	Age 13+	
	<input type="text"/>	<input type="text"/>	<input type="text"/>	<input type="text"/>

THANKSGIVINGS FOR THE GIFT OF A CHILD

Number of children for whom a thanksgiving service for the gift of a child service was held

	Under 1 yr	Age 1 yr+
	<input type="text"/>	<input type="text"/>

2. MARRIAGES

Number of couples married in the cathedral

<input type="text"/>

PRAAYER AND DEDICATION AFTER CIVIL MARRIAGE

Number of couples for whom a service was held

<input type="text"/>

3. FUNERALS

Number of deceased for whom a funeral service was held in the Cathedral church

Number of deceased for whom a full funeral service was conducted (on behalf of this cathedral) at a crematorium / cemetery

Number of deceased for whom a memorial service (but not a funeral) was conducted

	Number	Largest single attendance
<input type="text"/>	<input type="text"/>	<input type="text"/>
<input type="text"/>	<input type="text"/>	<input type="text"/>
<input type="text"/>	<input type="text"/>	<input type="text"/>

4. EASTER AND CHRISTMAS 2012 (See Note 2 below)

Number of communicants on Easter Day including vigil services

Number of people of all ages attending worship on Easter Day including vigil services on Easter eve

Number of communicants on Christmas Eve and Christmas Day

Number of people of all ages attending worship on Christmas Eve & Christmas Day

	2012	
	<input type="text"/>	<input type="text"/>
	<input type="text"/>	<input type="text"/>
	<input type="text"/>	<input type="text"/>
	<input type="text"/>	<input type="text"/>
	Number	Largest attendance
	<input type="text"/>	<input type="text"/>
	<input type="text"/>	<input type="text"/>

5. AVERAGE ATTENDANCE – on a Sunday and midweek

Note 1: A weekly 'average' over the year should be given. Attendance figures should **INCLUDE COMMUNICANTS**.

Note 2: Persons attending/ communicating more than one service in the Cathedral on a Sunday/ in a week should, as far as possible, be counted only once.

	Sunday	Midweek
Children under 16 years of age who are present for any part of a service or activity involving worship	<input type="text"/>	<input type="text"/>
Persons 16 years of age and over present for any service or activity involving worship	<input type="text"/>	<input type="text"/>

6. ELECTORAL/ CATHEDRAL COMMUNITY ROLL 2012

Number of persons on the Electoral/ Cathedral Community Roll as presented to the Annual Meeting held within the period 1 January to 30th April 2012

<input type="text"/>

7. COMMENT

Please note if any of these figures are unusual for any reason and provide the names of other churches included.

<input type="text"/>

8. SCHOOLS AND EDUCATIONAL VISITS

Number of children/ students attending organised educational events during 2012 either which take place in the Cathedral or organised by the Cathedral and take place elsewhere.

Nursery/ Pre-Prep/KS1	Primary/ Prep/KS2	Secondary/ Senior/ KS3/KS4	16-18 yrs	18+
<input type="text"/>	<input type="text"/>	<input type="text"/>	<input type="text"/>	<input type="text"/>
Nursery/ Pre-Prep/KS1	Primary/ Prep/KS2	Secondary/ Senior/ KS3/KS4	16-18 yrs	18+
<input type="text"/>	<input type="text"/>	<input type="text"/>	<input type="text"/>	<input type="text"/>

Number of children/ students (FTE) attending the Cathedral School(s) during the academic year 2012/13

Names of Cathedral school(s)

9. MUSIC	Boy choristers	Girl choristers	Lay clerks /Choral Scholars	TOTAL
	<input type="text"/>	<input type="text"/>	<input type="text"/>	<input type="text"/>
Number of choristers and lay clerks during 2012				
Number of other children (under 16 yrs) singing in other Cathedral choir(s)	Male	Female	TOTAL	
	<input type="text"/>	<input type="text"/>	<input type="text"/>	
Number of young people (not choristers) and adult voluntary choir members not counted above	Male	Female	TOTAL	
	<input type="text"/>	<input type="text"/>	<input type="text"/>	
Total number of Choirs	Male	Female	Mixed	TOTAL
	<input type="text"/>	<input type="text"/>	<input type="text"/>	<input type="text"/>

10. WHOLE YEAR: Number of attendances/ visits (adult and child) to the Cathedral during 2012 not included in No. 4 or 5

REGULAR SERVICES (monthly or more)

Attendance at regular fresh expressions and other community services	<input type="text"/>	Attendance at regular services for schools	<input type="text"/>
		Attendance at other regular services	<input type="text"/>

SPECIALLY ARRANGED SERVICES

Attendance at annual festival services	<input type="text"/>	Number of annual festival services	<input type="text"/>
Attendance at services for school	<input type="text"/>	Number of services arranged for schools	<input type="text"/>
Attendance at specially arranged/ diocesan services (excluding memorials)	<input type="text"/>	Number of specially arranged/ diocesan services	<input type="text"/>

OTHER EVENTS

Attendance at graduation ceremonies	<input type="text"/>	Number of graduation ceremonies	<input type="text"/>
Attendance at other events (public or civic events, conferences, concerts, meetings etc)	<input type="text"/>	Number of other events	<input type="text"/>

VISITORS

Number of visitors (paying, donating)	<input type="text"/>	Number of people volunteering, e.g. servers, welcomers, stewards	<input type="text"/>
Number of other visitors (non-paying, and excluding any of the above services and events)	<input type="text"/>	Number of volunteering roles	<input type="text"/>

VOLUNTEERS

11. ADDITIONAL QUESTION

	Sunday School	Youth group	(Enter numbers or '0' if none)
(a) Number of children in Sunday School and youth groups?	<input type="text"/>	<input type="text"/>	<input type="text"/>
(b) Number of children admitted to communion before confirmation?	<input type="text"/>	<input type="text"/>	<input type="text"/>
			(c) Number of young people (16+) and adults in bible study and other groups?
			<input type="text"/>
			(d) Number of congregation members participating in planned giving?
			<input type="text"/>

Signed:
 Telephone:.....
 Office:.....

Name: (BLOCK CAPITALS)
 E-mail:.....
 Date:.....

THANK YOU for completing this form.
 Please return no later than 31st January 2013 to:
 Or e-mail to: stats@cs.unip@churchofengland.org

Research & Statistics Department, Archbishops' Council,
 Church House, Great Smith Street,
 LONDON SW1P 3AZ