

# Church Statistics

## 2010/11

Parochial attendance, membership  
and finance statistics  
together with  
statistics of licensed ministers  
for the Church of England,  
January to December

Archbishops' Council  
Research and Statistics  
Church House  
Great Smith Street  
London SW1P 3AZ

ISBN: 978-0-9564659-2-4

Tel: 020 7898 1592  
Fax: 020 7898 1532

Published 2012 by Archbishops' Council, Research and Statistics,  
Central Secretariat

Copyright © The Archbishops' Council 2012

All rights reserved. No part of this publication may be reproduced or stored or transmitted by any means or in any form, electronic or mechanical, including photocopying, recording, or any information storage and retrieval system without written permission which should be sought from the Copyright Administrator, The Archbishops' Council, Research and Statistics, Great Smith Street, London SW1P 3AZ

Email: [statistics.unit@churchofengland.org](mailto:statistics.unit@churchofengland.org)

The opinions expressed in this book are those of the authors and do not necessarily reflect the official policy of the General Synod or The Archbishops' Council of the Church of England.

Printed in London, England by the Archbishops' Council

# Contents

|   | Table    | Figure | Page      |
|---|----------|--------|-----------|
| Foreword  |          |        | 1         |
| Definitions and notes   |          |        | 7         |
| <b>Summary diocesan statistics 2010/11</b>  | <b>1</b> |        | <b>10</b> |
| <b>Parochial affiliation and attendance 2010</b>  |          |        |           |
| Average weekly attendances 2009 and 2010  | 2        |        | 12        |
| All age church attendance 2009 to 2010  |          | 1      | 13        |
| Parochial church attendance 2000 to 2010  | 3        |        | 14        |
| All age church attendance 2000 to 2010  |          | 2      | 15        |
| Adult and child Sunday and midweek attendance 2000 to 2010  |          | 3      | 15        |
| Average weekly attendance 2010  | 4        |        | 16        |
| Easter and Christmas 2010   | 5        |        | 17        |
| Parochial church Electoral Rolls 2010 and selected years  | 6        |        | 18        |
| Parochial baptisms and thanksgivings 2010   | 7        |        | 19        |
| Confirmations 2010  | 8        |        | 20        |
| Confirmations by age and gender 2000 and 2010   |          | 4      | 21        |
| Parochial marriages and funerals 2010   | 9        |        | 22        |
| Parochial occasional offices 2005 and 2010  |          | 5      | 23        |
| Parochial confirmations, Electoral Rolls, usual Sunday attendances and funerals comparisons 1900 to 2010          | 10       |        | 24        |
| Confirmations 1900 to 2010  |          | 6      | 25        |
| Electoral Rolls and usual Sunday attendances comparisons 1930 to 2010   |          | 7      | 25        |
| Funerals comparisons 2001 to 2010   |          | 8      | 25        |
| Parochial Easter and Christmas comparisons 1922 to 2010   | 11       |        | 26        |
| Easter and Christmas communicants 1922 to 2010  |          | 9      | 26        |
| Parochial baptisms and thanksgivings comparisons 1900 to 2010   | 12       |        | 27        |
| Baptisms comparisons 1900 to 2010   |          | 10     | 27        |
| Total marriages in England and Wales 1982 to 2010   | 13       |        | 28        |
| First marriages in England and Wales 1982 to 2010   | 14       |        | 28        |
| Marriages comparisons 1982 to 2010  |          | 11     | 29        |
| Proportion of marriages that are Church of England, other religious ceremonies and civil ceremonies 2000 and 2010 |          | 12     | 29        |
| Fresh Expressions 2010  |          |        | 30        |
| Church buildings and community activities 2010  |          | 13     | 31        |
| <b>Church Schools 2011</b>  |          |        |           |
| State-funded church schools 2011  | 15       |        | 32        |
| Church of England schools 2011  |          | 14     | 32        |
| <b>Church of England Cathedrals 2011</b>  |          |        |           |
| Weekly attendance 2001 to 2011  |          | 15     | 33        |
| Easter & Christmas attendance 2001 to 2011  |          | 16     | 33        |
| Baptisms 2001 to 2011   |          | 17     | 34        |
| Events supported by Cathedral clergy 2011   |          | 18     | 34        |
| Educational events and volunteers 2001 to 2011  |          | 19     | 35        |
| <b>Licensed ministers 2011/12</b>   |          |        |           |
| Ordination of women resolutions and petitions 1 Jan 2012  | 16       |        | 36        |
| Church of England licensed ministries 2011  |          | 20     | 37        |
| Summary diocesan licensed ministers 2011  | 17       |        | 38        |

|   | Table | Figure | Page |
|---|-------|--------|------|
| Full-time stipendiary diocesan clergy 2011  | 18    |        | 40   |
| Licensed Readers and Church Army 2011   | 19    |        | 42   |
| Licensed Readers by gender 2001 to 2011   |       | 21     | 43   |
| Licensed Readers 2011   |       | 22     | 43   |
| Readers in training 2011  |       | 23     | 43   |
| Religious Communities and Orders 2011   | 20    |        | 44   |
| Religious Communities by the number serving 2011                                    |       | 24     | 45   |
| Proportion of men and women in Religious Communities 2011                           |       | 25     | 45   |
| Proportion of men and women in Religious Communities 2001                           |       | 26     | 45   |
| Chaplaincy and other ministries 2011  | 21    |        | 46   |
| Stipendiary clergy ethnicity 2011   | 22    |        | 47   |
| Age profile of full time clergy 2011  | 23    |        | 48   |
| Age profile other diocesan clergy 2011  | 24    |        | 48   |
| Age profile of stipendiary and self-supporting ministers 2011                       |       | 27     | 49   |
| Age profiles of stipendiary clergy (2001, 2011, 2021)                               |       | 28     | 50   |
| Age and gender profiles of licensed ministers 2011                                  |       | 29     | 51   |
| Chaplains 2011  |       | 30     | 51   |
| Diocesan clergy 2011 and 2006   |       | 31     | 51   |
| Ordinations and Reader admissions 1995 to 2011                                      | 25    |        | 52   |
| Ordinations and Reader admissions 1995 to 2011                                      |       | 32     | 52   |
| Proportion of ordinations by gender 1995 to 2011                                    |       | 33     | 53   |
| Ages of candidates recommended for ordination training 1999 to 2011                 | 26    |        | 53   |
| Ages of candidates recommended for ordination training (2001, 2006, 2011)           |       | 34     | 54   |
| Stipendiary clergy losses and gains 1996 - 2011                                     | 27    |        | 55   |
| Full time equivalence of stipendiary clergy: actuals and projections (2001 to 2016) | 28    |        | 56   |
| Full time equivalence of stipendiary clergy: actuals and projections (2001 to 2016) |       | 35     | 56   |
| Full time equivalence projections scenarios of stipendiary clergy (2002 to 2021)    |       | 36     | 57   |

## Parochial finance 2010

|   |    |    |    |
|---|----|----|----|
| Total income of Parochial Church Councils 1964 - 2010                                   | 29 |    | 58 |
| Giving 2000 to 2010 (real terms)  |    | 37 | 58 |
| Weekly average tax efficient planned giving per subscriber 1996 to 2010                 |    | 38 | 59 |
| Charitable giving and total expenditure 1964 to 2010                                    | 30 |    | 60 |
| Growth in income and expenditure 2000 to 2010   |    | 39 | 61 |
| Distribution of income and expenditure 2005 and 2010                                    |    | 40 | 61 |
| Unrestricted direct and other giving to PCCs 2010                                       | 31 |    | 62 |
| Combined unrestricted and restricted tax-efficient planned giving to PCCs 2009 and 2010 | 32 |    | 64 |
| Unrestricted recurring income 2009 and 2010   | 33 |    | 65 |
| Recurring expenditure 2009 and 2010   | 34 |    | 66 |
| Map of Government regions and the English dioceses                                      |    | 41 | 67 |

To view an online version of this book containing additional maps in colour or for statistical information updated throughout the year please visit:

**[www.churchofengland.org/about-us/facts-stats/research-statistics.apsx](http://www.churchofengland.org/about-us/facts-stats/research-statistics.apsx)**

# Foreword

## Introduction

Church Statistics 2010/11 continues to expand measures of participation and affiliation collected by Church of England dioceses, parishes and cathedrals. These measures are designed to reflect contemporary lifestyles and must be interpreted against the background of a growing number of government and other independent national surveys. In the 2001 Census 72 per cent of the population of England indicated their religious affiliation to be Christian, 6 per cent of other faiths, 14 per cent of no religion and 8 per cent did not state their religion. National surveys such as the Integrated Household Survey continue to broadly endorse these results, indicating a continuing majority of the English population to be Christian. The Integrated Household Survey 2010 indicates a slight increase in those identifying themselves with other faiths and no religion over the last decade, and the proportion of those affiliating with Christianity falling slightly to 69 per cent. However, it must be noted that some surveys, such as the British Social Attitudes Survey which ask the question in a different way give a smaller proportion affiliating with Christianity. The 2011 census will facilitate more recent direct comparisons at national and lower geography levels. These data are due to be released over the 2012/3 winter.

In a pluralistic society, Christian denominations continue to play a significant role in the life of the nation. Almost half of the adult population regards itself as Anglican (Opinion Research Business national poll 2011). Church Statistics 2010/11 provides more detailed geographical evidence of the continued involvement of the Church of England in the everyday lives of men, women and children at the start of the second decade of the twenty-first century. This builds on similar information first published in Church Statistics 2002 and continues to be facilitated by the successful completion of the digitisation of the parish boundaries sponsored jointly by the Church of England dioceses and the Church Commissioners.

## Attendance statistics

Since 2000, attendance measures have been based on a four week count by parishes of their attendance levels at church worship in October. There is no single period in the year when church attendance could be said to be 'normal' or even 'average' but October is accepted across the Church of England and by our ecumenical partners as the easiest and most comparable month in which to carry out this quantitative exercise.

It would be wrong to make direct comparisons between the number counted in church services across October and the figures that churches have traditionally estimated as their "usual Sunday attendance". Examination of the attendance levels collated in this publication in 'All age church attendance 2000 to 2010' (Figure 2) and 'Parochial Church attendance 2000 to 2010' (Figure 3) show that on average 1.1 million people attended church-based services of worship each week in 2010, and slightly fewer than one million of these on Sundays. Numbers fluctuated week by week, with the numbers of adults on average doubling at points across the month, and for children and young people Sunday attendance almost quadrupled across the month. In recent years one third of dioceses have seen increases in their all age church attendance levels as mapped in the 'All age church attendance 2010' (Figure 1). Across a typical month in the year parish church and cathedral worship attracted 1.6 million people but only 1.3 million of these attended on Sundays. The Church is indeed a seven-days-a-week Church, and a key message from recent cathedral statistics (Figures 15 to 19) is that Sunday attendances are remaining

fairly static but between 2001 and 2010 there has been a doubling of those attending mid-week services.

**National surveys indicate that excluding weddings, funerals and christenings, 19 per cent of adults in Britain attend religious services at least once every month (ORB Survey 2011).** We are adapting the annual church attendance counts to include attendance at fresh expressions of church and also beginning to monitor attendance at chapels in universities and other places of worship. The growing ministry of chaplains in shopping centres, hospitals and other places has yet to be numerically reflected.

Easter and Christmas are festivals in the Christian year when, traditionally, many attend special occasions of worship in our parish churches and cathedrals. On Christmas Day/Eve 2010 2.3 million people attended church and cathedral worship while 1.4 million attended on Easter Day (Table 5). The importance of these Christian festivals in people's lives is evident in that Christmas services attracted almost twice the average weekly attendance of our parish churches and cathedrals. Figures collected in previous years were directly comparable. **In 2011, 33 per cent of adults in Britain attended a Christmas service and this varied by age with the highest proportion (43 per cent) being for those aged 65 and over, and the lowest (25 per cent) for those aged 35-44 (ORB Survey 2011).**

## **Occasional offices**

The Church has traditionally monitored electoral roll and baptism levels but from 2000, parishes and cathedrals have been asked to notify the number of occasions where people received direct pastoral contact through each of the occasional offices.

The total number of baptisms, including all children and adults, has fallen from 161,110 in 2000 to 138,270 in 2010; a decrease of 14 per cent over the decade (Table 12). However, this overall fall conceals a different pattern by age. The number of baptisms of infants under one year of age in 2010 was 83,260, showing a fall of 27 per cent over the decade since 2000, whereas the small increase in the number of baptisms of children aged 1 to 12 has continued, reaching 43,850 in 2010, an increase of 14 per cent since 2000. The number of baptisms of those older than 12 has also continued to rise, showing an increase of 32 per cent over the decade to 11,160 in 2010.

Marriages can be performed in recognised places other than churches and cathedrals. Data from ONS on the total number of marriages in England and Wales and first marriages, England and Wales' (based on local authority registrars' returns) indicate that just under a quarter of marriages in England were performed by Church of England ministers (Tables 13 and 14). The number has fallen from 60,750 in 2000 to 54,710 in 2010 (Table 9) based on parish returns, a fall of 10 per cent. Concern about the falling numbers led the Church of England to set up the successful The Weddings Project. This research asked the public what they felt about a church wedding, bringing the findings to clergy in two pilot areas, Bradford and Oxford. Because of feedback from couples and what churches said they needed, the Weddings Project built and tested a range of solutions, which it offered to churches across England. In churches which participated in the research, wedding bookings increased by between 10 per cent and 50 per cent. Nationally, between 2009 and 2010, the number of marriages performed by Church of England ministers increased by 4 per cent (Table 9). The statistics published here will be key to monitor the long-lasting impact of this important research.

Funerals account for nearly half of all occasional offices (Figure 5) which is a significant pastoral load for many clergy. The table 'Parochial marriages and funerals 2010' (Table 9) shows that 37 per cent of deaths in England have a Church of England funeral. This represents a fall since 2000 when Church of England funerals were conducted for 46 per cent of all deaths in England (Table 10). In addition to parochial funerals, funerals were also conducted by Church of England clergy outside the parochial system, for example by chaplains or by retired clergy and these may not be counted in these statistics.

**In 2011, 70 per cent of adults in Britain attended a church or place of worship for a funeral, to celebrate a wedding or to attend a baptism/christening (ORB Survey 2011).** At these essentially family and community events, local churches have unique opportunities for contact among a wide constituency.

## **Licensed Ministers**

All God's people are called to exercise their ministry in his world and in his Church. The statistics of this report relate to ministries which are nationally licensed. The number of stipendiary clergy has dropped since the turn of the millennium. This is projected to continue at a similar level with the net loss over the period 2011 to 2015 of 400 from a current total of 8,030 full time equivalent (FTE) clergy (Table 28). These figures include clergy with full-time appointments and those with part-time appointments aggregated to their FTE. Europe, due to the special nature of its chaplaincies, is excluded. These projections take into account the expected number of ordinations to stipendiary ministry. In 2011 there were 264 ordinations (Table 25) and this number is estimated to remain fairly static at 263 in 2012 and 279 in 2013. The number of people entering stipendiary ministry is not sufficient to replace those who are retiring. Detailed figures on the age structure are contained in 'Clergy age profiles and age structure' tables.

Among those licensed as unpaid ministers attached to parishes, the number of self-supporting ministers including ordained local ministers stood at 3,074 in 2011 (Table 17), an increase of just over 50 per cent between 2000 and 2011. Dioceses also benefit from a growing number of lay ministers and retired clergy. However across the country the number of licensed readers has decreased by 21 per cent over the same period (Figure 21). In 2011 there were 6,856 licensed readers (excluding readers with permission to officiate and active emeriti).

The number of women clergy, stipendiary and non-stipendiary, continues to rise. In 2011 there were 1,763 women in full-time stipendiary diocesan appointments (Table 18) compared with 1,466 in 2005 and 1,140 in 2000, an increase of 50 per cent over the decade. These figures include the Diocese in Europe. Women make up just over one in five (22 per cent) of stipendiary parochial clergy. One out of every eight incumbents is a woman (15 per cent). The equivalent figure including clergy of incumbent status is nearly one in five clergy (19 per cent). Of a total of 349 dignitaries, excluding Europe, in 2011, 39 were women, sixteen more than in 2005 and twenty seven more than in 2000. Women in self-supporting ministry in 2011 made up over half (54 per cent) of the total. For licensed readers the equivalent proportion was 51 per cent.

The Church also benefits from the ministry of 228 licensed lay workers and lay Church Army evangelists (Figure 20); 423 professed members of religious communities (Table 20), of whom 83 are ordained, and 1,145 chaplains working with mission agencies (Table 21), the armed services, in hospitals, prisons, schools, higher and further education. There were a further 315 self-supporting clergy minister within dioceses but outside the formal

parochial system. The total number of recommendations for training for ministry was 464 in 2011, the lowest number since 1997 (Table 26). 203 of those recommended (44 per cent) were under 40 years of age. The number of readers in training has fallen by 31 per cent since 2000 from 1,315 to 904 in 2011 (Table 19).

Since 1994 when all categories of licensed ministry were opened to men and women, the total number of those entering licensed ministry in the Church of England (clergy ordinations and reader admissions combined) has fallen by 18 per cent from 1038 to 853 in 2011 (Table 25). Over the same period, the total number of ordinations has risen by 24 per cent from 405 in 1994 to 504 in 2011 while the number of reader admissions correspondingly decreased by 45 per cent from 633 in 1994 to 349 in 2011. In particular, the number of people ordained to stipendiary ministry has remained broadly stable at 316 in 1994 and 264 in 2011 compared with almost a three-fold increase in non-stipendiary ordinations (89 in 1994 to 240 in 2011). In addition, it is worth noting that half (52 per cent) of those ordained in 2011 entered stipendiary ministry compared to 55 per cent in 2000 and over three quarters (78 per cent) in 1994.

The average age of full-time stipendiary diocesan clergy is 49 years and one in five (22 per cent) of full-time stipendiary diocesan clergy are aged 60 and over (Table 23). Two-thirds (66 per cent) are aged between 40 and 59 years, and 12 per cent are under 40. The average age of self-supporting diocesan clergy is 60 years (Table 24) while over half (53 per cent) of self-supporting ministers (including Ordained Local Ministers) and 57 per cent of licensed readers (Figure 22) are aged 60 and over. The majority of the remainder are in the 40 to 59 age group leaving just 3 per cent of self-supporting ministers and 2 per cent of readers aged under 40.

## **Financial giving**

In the autumn of 2008, the “Credit Crunch” hit the UK economy. For the charitable sector as a whole, there was an immediate and significant financial impact. The Church was not immune and income has fallen again in real terms in 2010 reaching £897 million (Table 29). Actual weekly average giving per subscriber continued to rise in 2010 to £10.41 but when adjusted to account for inflation this represented a fall compared to 2009, the first fall in real terms since 2000 (Figure 38).

This decrease was proportionally less than that experienced by many charities, and this is explained by the regular, planned giving which continues to be the core of church finances. In 2010, parishes received £271 million from 501,500 tax-efficient planned givers (or more precisely giving units where some will represent two donors) (Table 32). These gifts and some one-off donations are given through Gift Aid, and over £77 million (Table 31) was reclaimed by parishes from HMRC, slightly lower than in 2009.

Income from dividends, interest and property dropped by approximately 11 per cent between 2009 and 2010, and parishes received £30 million from this source. This drop reflects significant reductions in interest rates, and lower stock market returns.

Outward giving from PCCs to mission organisations and other charities was £49 million (Table 30), a very significant contribution to wider mission and charitable work. Parish Share contributions totalled £309 million in 2010, and there was £197 million of capital expenditure.



## Summary

Today people support their local churches, chapels and cathedrals in many different ways. A national opinion survey in October 2011 by Opinion Research Business confirmed that, since the turn of the millennium, 85 per cent of adults visit a local church or chapel every year for a wide range of activities alongside attendance at church worship. While the quantitative information in this report is not fully comprehensive, it does provide a healthy picture of the variety of local church life. Church attendance patterns, the role of the occasional offices, the increased diversity of ordained and lay ministries, financial giving and other measures of church support are all continuing to evolve as society evolves. So it is important we continue to explore the best ways to monitor these patterns in order to help dioceses and parishes understand their local trends.

We are particularly grateful to the dioceses and the parishes for continuing to embrace new aspects of the annual parochial return exercise, in particular this year when we have begun web-based data capture. Their co-operation continues to remain crucial to the successful gathering of the information required for this publication, and we are encouraged that they too are finding the results useful for their own forward planning. This edition includes as much appropriate information as possible from the Diocese in Europe and from diocesan cathedrals.

To view an online version of the book containing additional maps in colour please visit the Church of England web site at:

**[www.churchofengland.org/about-us/facts-stats/research-statistics.aspx](http://www.churchofengland.org/about-us/facts-stats/research-statistics.aspx)**

where statistics will be updated throughout the year.

*Research and Statistics Department  
Archbishops' Council  
May 2012*

*This page is intentionally blank.*

# Definitions and notes

While many figures in this booklet have been rounded, totals, percentages and averages were calculated before rounding. Hence row and column totals will not always agree exactly with the sum of the stated amounts.

Among the 12,500 parishes of the Church of England there are around **700 Local Ecumenical Partnerships** in roughly half of which there is a congregation and a ministry shared between the Church of England and certain other churches. In such circumstances it is not always possible (or indeed desirable) to isolate the Anglican component of the congregation. The parochial statistics will therefore include a small element which may appear also in the statistics of other churches.

Figures for **cathedrals** and **the Diocese in Europe** are included as far as possible. Their inclusion is most frequently inappropriate in the finance tables.

Figures for the Channel Islands are combined with those for the Diocese of Winchester. The isles of Scilly are included in the figures for the Diocese of Truro. The Diocese of Europe is part of the Province of Canterbury. It has clergy in the rest of Europe, Morocco, Turkey and the Asian countries of the former Soviet Union.

Membership, attendance and finance figures reported in this booklet have been collated from the annual parochial returns completed each year by parishes on behalf of Parochial Church Councils.

## Attendance

In the tables relating to **attendance at church services** the measures of church attendance are defined as follows:

|   |  |
|---|--|
| <b>Average Sunday attendance</b>        | The average number of attenders at Sunday church services typically over a four week period in October.  |
| <b>Average weekly attendance</b>        | The average number of attenders at church services throughout the week typically over a four week period in October.   |
| <b>Highest Sunday/weekly attendance</b> | The sum of the highest Sunday (weekly) attendances over a four week period in October.   |
| <b>Usual Sunday Attendance</b>          | The usual number of attenders at Sunday church services.   |
| <b>Children &amp; Young People</b>      | Individuals under 16 years of age.   |
| <b>Communicant</b>                      | An individual who partakes at a celebration of Holy Communion.   |
| <b>Electoral Roll</b>                   | Those entitled to have their names entered upon the roll of the parish who are lay members of the Church of England of either sex of seventeen years of age and over, who are baptised and are resident in the parish or, if not resident, have habitually attended public worship in the parish during a period of six months prior to enrolment. Forms the basis of lay representation in a PCC. |

|                 |  |
|-----------------|--|
| <b>Peculiar</b> | a particular parish or church, having jurisdiction in itself, and exempt from that of the ordinary or Bishop's court. Peculiars are divided into royal (of which the Sovereign is the ordinary) and peculiars of Archbishops, Bishops and Deans. |
|-----------------|--|

Attendance figures have only been included where local churches held at least one church based service (which included adult presence) during the week under examination.

## Licensed Ministers

In the tables relating to **licensed ministers**:

- Stipendiary clergy and lay workers are paid by the central Church payroll and figures are based on statistics derived from this data.
- Self-supporting clergy (and Ordained Local Ministers) hold diocesan licenses with a role in the parishes.
- Other self-supporting clergy hold other roles in the Church that are not parish based. More detail is provided in the notes of the table Chaplaincy and other ministries 2011.
- Details of chaplains and other ministers working outside the parish framework can also be found in the table Chaplaincy and other ministries 2011. These figures are based on statistics derived from the database used to compile Crockford's Clerical Directory. Where possible they have been cross-referenced with material produced by organising bodies.
- Parochial means pertaining or relating to a parish.
- Lay workers are all members of the laity, other than deaconesses and readers, engaged in pastoral ministry of the Church. This includes workers specially commissioned to deal with moral welfare and the staff of the Church Army (sisters and captains).
- Readers are lay men and women, from a wide diversity of occupations and backgrounds, who are authorised by the Church of England to preach and teach, to conduct or assist in conducting worship, and to assist in the pastoral, evangelistic and liturgical work of the Church in the parish or area where they are licensed. All Readers in active ministry over the age of 70 must hold the Bishop's Permission to Officiate (PTO).
- Permission to Officiate (PTO) is a concessionary license granted by a Church of England Bishop.

All retired Deacons or Priests and Readers in active ministry over the age of 70 must hold the Bishop's Permission to Officiate to continue to perform the duties of their calling within the diocese (or part thereof, as may be specified in the license) for a limited period of time.

## Finance

In the tables relating to **finance**, components of income and expenditure are defined as follows:

|                                     |   |
|-------------------------------------|---|
| <b>Gift aid and Covenants</b>       | Gift Aid increases the value of a donation by allowing basic rate tax to be reclaimed by registered charities on donations they have received from those who pay sufficient UK tax. A covenant is an agreement stipulating that a specified donation will be made to a church or charity within a chosen time period, allowing the recipient to reclaim the tax already paid on that sum of money by the donor. |
| <b>Tax efficient planned giving</b> | Tax-efficient planned giving including regular Gift Aid donations   |
| <b>Subscribers</b>                  | Individuals who make regular Gift Aid donations and covenanters.  |
| <b>Total direct giving</b>          | Planned giving plus church collections and boxes  |
| <b>Other voluntary income</b>       | All other voluntary income for ordinary expenditure excluding income tax, e.g. fund-raising events, net profit on magazine/bookstall, sundry donations.   |
| <b>Total voluntary income</b>       | Direct giving plus income tax plus other voluntary income.  |
| <b>Other recurring income</b>       | Dividends and interest, recurring diocesan and other grants, and all other income for expenditure on ordinary purposes of the PCC, net surplus from church hall or other buildings, income from endowments or trust funds if used for ordinary purposes. Includes insurance claims, non-recurring grants, legacies, special appeals and the sale of fixed assets.   |
| <b>Total recurring income</b>       | Total voluntary income plus other recurring income.   |
| <b>Unrestricted income</b>          | Income that may be used by the PCC for general church expenses  |
| <b>Restricted income</b>            | Income which may not be used for any purpose other than as specified by the donor. (Income which a PCC designates for a specified purpose is considered to be unrestricted, since the PCC and not the donor is determining how it is to be used.)   |
| <b>Total recurring expenditure</b>  | The total of ALL expenditure (includes donations to charities, parish share/quota, clergy expenses, church running costs, costs relating to trading, salaries and support costs) for the ordinary purposes of the PCC i.e. excluding only non-recurring items of capital expenditure and non-revenue items.   |
| <b>Capital expenditure</b>          | Includes major repairs, redecoration and new building work.   |

**Table 1: Summary diocesan statistics 2010/11**

Provinces of Canterbury and York (excluding Europe)

| Diocese                              |          | Population <sup>1</sup><br>(2010)<br>(000s) | Area <sup>2</sup><br>(square miles) | Population density<br>(persons per sq mile) |
|--------------------------------------|----------|---|-------------------------------------|---|
| 1 Bath & Wells                       | C        | 915 (26)                                    | 1,614 (11)                          | 567 (30)                                    |
| 2 Birmingham                         | C        | 1,457 (12)                                  | 292 (41)                            | 4,990 (3)                                   |
| 3 Blackburn                          | Y        | 1,303 (15)                                  | 878 (27)                            | 1,484 (15)                                  |
| 4 Bradford                           | Y        | 696 (37)                                    | 920 (26)                            | 757 (27)                                    |
| 5 Bristol                            | C        | 972 (24)                                    | 474 (36)                            | 2,051 (8)                                   |
| 6 Canterbury                         | C        | 890 (28)                                    | 970 (25)                            | 918 (26)                                    |
| 7 Carlisle                           | Y        | 489 (41)                                    | 2,477 (4)                           | 197 (42)                                    |
| 8 Chelmsford                         | C        | 2,890 (2)                                   | 1,531 (12)                          | 1,888 (10)                                  |
| 9 Chester                            | Y        | 1,573 (9)                                   | 1,017 (22)                          | 1,546 (14)                                  |
| 10 Chichester                        | C        | 1,573 (8)                                   | 1,459 (14)                          | 1,078 (23)                                  |
| 11 Coventry                          | C        | 809 (33)                                    | 686 (30)                            | 1,179 (19)                                  |
| 12 Derby                             | C        | 1,017 (22)                                  | 997 (23)                            | 1,020 (24)                                  |
| 13 Durham                            | Y        | 1,464 (11)                                  | 987 (24)                            | 1,483 (16)                                  |
| 14 Ely                               | C        | 719 (36)                                    | 1,507 (13)                          | 477 (34)                                    |
| 15 Exeter                            | C        | 1,141 (18)                                  | 2,575 (3)                           | 443 (36)                                    |
| 16 Gloucester                        | C        | 631 (39)                                    | 1,140 (20)                          | 554 (31)                                    |
| 17 Guildford                         | C        | 1,011 (23)                                  | 538 (35)                            | 1,879 (11)                                  |
| 18 Hereford                          | C        | 306 (42)                                    | 1,660 (10)                          | 184 (43)                                    |
| 19 Leicester                         | C        | 961 (25)                                    | 835 (29)                            | 1,151 (21)                                  |
| 20 Lichfield                         | C        | 2,018 (6)                                   | 1,744 (9)                           | 1,157 (20)                                  |
| 21 Lincoln                           | C        | 1,020 (21)                                  | 2,673 (1)                           | 382 (39)                                    |
| 22 Liverpool                         | Y        | 1,529 (10)                                  | 389 (39)                            | 3,931 (5)                                   |
| 23 London                            | C        | 3,819 (1)                                   | 277 (42)                            | 13,787 (1)                                  |
| 24 Manchester                        | Y        | 2,027 (5)                                   | 415 (37)                            | 4,885 (4)                                   |
| 25 Newcastle                         | Y        | 805 (34)                                    | 2,110 (6)                           | 381 (40)                                    |
| 26 Norwich                           | C        | 879 (29)                                    | 1,804 (8)                           | 488 (33)                                    |
| 27 Oxford                            | C        | 2,250 (4)                                   | 2,221 (5)                           | 1,013 (25)                                  |
| 28 Peterborough                      | C        | 847 (31)                                    | 1,149 (19)                          | 737 (28)                                    |
| 29 Portsmouth                        | C        | 757 (35)                                    | 408 (38)                            | 1,855 (12)                                  |
| 30 Ripon & Leeds                     | Y        | 861 (30)                                    | 1,359 (17)                          | 633 (29)                                    |
| 31 Rochester                         | C        | 1,261 (16)                                  | 542 (34)                            | 2,326 (6)                                   |
| 32 St. Albans                        | C        | 1,795 (7)                                   | 1,116 (21)                          | 1,608 (13)                                  |
| 33 St. Edms & Ipswich                | C        | 641 (38)                                    | 1,439 (15)                          | 446 (35)                                    |
| 34 Salisbury                         | C        | 895 (27)                                    | 2,046 (7)                           | 438 (37)                                    |
| 35 Sheffield                         | Y        | 1,226 (17)                                  | 576 (32)                            | 2,128 (7)                                   |
| 36 Sodor & Man                       | Y        | 81 (43)                                     | 221 (43)                            | 365 (41)                                    |
| 37 Southwark                         | C        | 2,609 (3)                                   | 317 (40)                            | 8,229 (2)                                   |
| 38 Southwell & Nottingham            | Y        | 1,091 (20)                                  | 847 (28)                            | 1,288 (17)                                  |
| 39 Truro                             | C        | 538 (40)                                    | 1,390 (16)                          | 387 (38)                                    |
| 40 Wakefield                         | Y        | 1,130 (19)                                  | 557 (33)                            | 2,029 (9)                                   |
| 41 Winchester                        | C        | 1,315 (14)                                  | 1,216 (18)                          | 1,081 (22)                                  |
| 42 Worcester                         | C        | 845 (32)                                    | 671 (31)                            | 1,259 (18)                                  |
| 43 York                              | Y        | 1,435 (13)                                  | 2,661 (2)                           | 539 (32)                                    |
| <b>Totals Province of Canterbury</b> | <b>C</b> | <b>36,782</b>                               | <b>35,291</b>                       | <b>1,042</b>                                |
| <b>Totals Province of York</b>       | <b>Y</b> | <b>15,710</b>                               | <b>15,414</b>                       | <b>1,019</b>                                |
| <b>Totals CHURCH OF ENGLAND</b>      |          | <b>52,492</b>                               | <b>50,705</b>                       | <b>1,035</b>                                |

1 Diocesan population figures are based on the 2010 mid-year estimates. Contains public sector information licensed under the Open Government Licence v1.0 <http://www.nationalarchives.gov.uk/doc/open-government-licence/>.

However as government boundaries do not match diocesan boundaries there has to be an element of estimation.

2 Area figures are calculated from material supplied by ONS and the Church Commissioners.

3 Benefices with parishes attached as listed in the Parish Register maintained by the Research and Statistics Dept as at 31 December 2011.

4 Parishes and churches are as listed in the Parish Register maintained by the Research and Statistics Dept as at 31 December 2011. Includes 114 churches with no buildings.

| Number of:             |                       |                       | Full time stipendiary<br>parochial clergy <sup>5</sup><br>(men and women) | Number of stipendiary parochial<br>clergy per: |                 |  |    |
|------------------------|-----------------------|-----------------------|---|--|-----------------|--|----|
| Benefices <sup>3</sup> | Parishes <sup>4</sup> | Churches <sup>4</sup> |   | Parish   | 1000 population |  |    |
| 186 (14)               | 469 (5)               | 564 (9)               | 187 (13)  | 0.40 (35)                                      | 0.20 (4)        |  | 1  |
| 141 (27)               | 149 (40)              | 191 (40)              | 147 (21)  | 0.99 (4)                                       | 0.10 (43)       |  | 2  |
| 186 (14)               | 224 (28)              | 278 (29)              | 154 (19)  | 0.69 (13)                                      | 0.12 (36)       |  | 3  |
| 103 (41)               | 125 (42)              | 164 (42)              | 83 (41)   | 0.66 (16)                                      | 0.12 (34)       |  | 4  |
| 110 (36)               | 163 (39)              | 205 (39)              | 103 (38)  | 0.63 (22)                                      | 0.11 (41)       |  | 5  |
| 147 (24)               | 261 (21)              | 328 (24)              | 118 (29)  | 0.45 (30)                                      | 0.13 (23)       |  | 6  |
| 120 (35)               | 263 (20)              | 338 (20)              | 116 (32)  | 0.44 (31)                                      | 0.24 (2)        |  | 7  |
| 319 (2)                | 461 (6)               | 598 (6)               | 342 (3)   | 0.74 (10)                                      | 0.12 (35)       |  | 8  |
| 225 (8)                | 272 (19)              | 366 (18)              | 224 (7)   | 0.82 (8)                                       | 0.14 (17)       |  | 9  |
| 291 (4)                | 363 (12)              | 491 (10)              | 266 (6)   | 0.73 (11)                                      | 0.17 (9)        |  | 10 |
| 129 (31)               | 198 (32)              | 242 (34)              | 105 (37)  | 0.53 (26)                                      | 0.13 (25)       |  | 11 |
| 151 (22)               | 253 (24)              | 330 (23)              | 136 (23)  | 0.54 (25)                                      | 0.13 (22)       |  | 12 |
| 187 (13)               | 227 (27)              | 273 (30)              | 148 (20)  | 0.65 (21)                                      | 0.10 (42)       |  | 13 |
| 178 (19)               | 306 (16)              | 334 (21)              | 115 (33)  | 0.38 (38)                                      | 0.16 (13)       |  | 14 |
| 183 (17)               | 489 (4)               | 615 (4)               | 194 (11)  | 0.40 (36)                                      | 0.17 (8)        |  | 15 |
| 110 (36)               | 304 (17)              | 388 (16)              | 117 (30)  | 0.38 (37)                                      | 0.19 (7)        |  | 16 |
| 139 (28)               | 164 (38)              | 217 (37)              | 162 (18)  | 0.99 (3)                                       | 0.16 (12)       |  | 17 |
| 107 (39)               | 342 (14)              | 416 (13)              | 83 (41)   | 0.24 (43)                                      | 0.27 (1)        |  | 18 |
| 108 (38)               | 236 (26)              | 313 (25)              | 123 (28)  | 0.52 (27)                                      | 0.13 (27)       |  | 19 |
| 268 (5)                | 421 (10)              | 573 (7)               | 275 (5)   | 0.65 (20)                                      | 0.14 (20)       |  | 20 |
| 211 (9)                | 492 (3)               | 637 (3)               | 139 (22)  | 0.28 (42)                                      | 0.14 (21)       |  | 21 |
| 170 (20)               | 202 (31)              | 256 (32)              | 196 (10)  | 0.97 (5)                                       | 0.13 (26)       |  | 22 |
| 404 (1)                | 393 (11)              | 477 (12)              | 481 (1)   | 1.22 (1)                                       | 0.13 (29)       |  | 23 |
| 203 (10)               | 249 (25)              | 331 (22)              | 220 (9)   | 0.88 (6)                                       | 0.11 (39)       |  | 24 |
| 133 (30)               | 171 (36)              | 236 (36)              | 115 (33)  | 0.67 (15)                                      | 0.14 (16)       |  | 25 |
| 185 (16)               | 567 (2)               | 638 (2)               | 170 (17)  | 0.30 (40)                                      | 0.19 (6)        |  | 26 |
| 294 (3)                | 616 (1)               | 816 (1)               | 358 (2)   | 0.58 (24)                                      | 0.16 (14)       |  | 27 |
| 134 (29)               | 343 (13)              | 378 (17)              | 117 (30)  | 0.34 (39)                                      | 0.14 (19)       |  | 28 |
| 127 (34)               | 142 (41)              | 173 (41)              | 94 (39)   | 0.66 (18)                                      | 0.12 (33)       |  | 29 |
| 106 (40)               | 165 (37)              | 256 (32)              | 108 (35)  | 0.65 (19)                                      | 0.13 (30)       |  | 30 |
| 188 (12)               | 215 (30)              | 265 (31)              | 186 (14)  | 0.87 (7)                                       | 0.15 (15)       |  | 31 |
| 201 (11)               | 336 (15)              | 408 (14)              | 223 (8)   | 0.66 (17)                                      | 0.12 (32)       |  | 32 |
| 129 (31)               | 445 (9)               | 478 (11)              | 130 (24)  | 0.29 (41)                                      | 0.20 (5)        |  | 33 |
| 147 (24)               | 452 (7)               | 571 (8)               | 186 (14)  | 0.41 (33)                                      | 0.21 (3)        |  | 34 |
| 149 (23)               | 173 (35)              | 212 (38)              | 130 (24)  | 0.75 (9)                                       | 0.11 (40)       |  | 35 |
| 27 (43)                | 28 (43)               | 45 (43)               | 13 (43)   | 0.46 (29)                                      | 0.16 (11)       |  | 36 |
| 262 (6)                | 290 (18)              | 365 (19)              | 326 (4)   | 1.12 (2)                                       | 0.12 (31)       |  | 37 |
| 157 (21)               | 256 (23)              | 306 (27)              | 124 (27)  | 0.48 (28)                                      | 0.11 (37)       |  | 38 |
| 128 (33)               | 219 (29)              | 307 (26)              | 90 (40)   | 0.41 (34)                                      | 0.17 (10)       |  | 39 |
| 145 (26)               | 183 (33)              | 237 (35)              | 125 (26)  | 0.68 (14)                                      | 0.11 (38)       |  | 40 |
| 183 (17)               | 258 (22)              | 407 (15)              | 184 (16)  | 0.71 (12)                                      | 0.14 (18)       |  | 41 |
| 100 (42)               | 175 (34)              | 286 (28)              | 108 (35)  | 0.62 (23)                                      | 0.13 (28)       |  | 42 |
| 255 (7)                | 452 (7)               | 610 (5)               | 189 (12)  | 0.42 (32)                                      | 0.13 (24)       |  | 43 |
| <b>5,260</b>           | <b>9,522</b>          | <b>12,011</b>         | <b>5,265</b>  | <b>0.55</b>                                    | <b>0.14</b>     |  |    |
| <b>2,166</b>           | <b>2,990</b>          | <b>3,908</b>          | <b>1,945</b>  | <b>0.65</b>                                    | <b>0.12</b>     |  |    |
| <b>7,426</b>           | <b>12,512</b>         | <b>15,919</b>         | <b>7,210</b>  | <b>0.58</b>                                    | <b>0.14</b>     |  |    |

5 Clergy as at 31 December 2011. Source: Church Commissioners. Does not include 373 part-timers.

#### Notes

The figures in brackets give rankings. Thus in terms of area, Bath and Wells is the 11th largest diocese, Birmingham is the 41st.

C and Y denote dioceses in the Provinces of Canterbury and York respectively.

The Diocese in Europe is composed of 280 separate congregations.

**Table 2: Average weekly attendances 2009 and 2010**

Provinces of Canterbury and York (including Europe and Cathedrals)

|                                      |          | Total Attendances (adults, children and young people) |                  |           |                |                |           |                |                |           |
|--------------------------------------|----------|---|------------------|-----------|----------------|----------------|-----------|----------------|----------------|-----------|
|                                      |          | Average weekly  |                  |           | Average Sunday |                |           | Usual Sunday   |                |           |
|                                      |          |   |                  | % Change  |                |                | % Change  |                |                | % Change  |
| Diocese                              |          | 2010  | 2009             | % Change  | 2010           | 2009           | % Change  | 2010           | 2009           | % Change  |
| 1 Bath & Wells                       | C        | 26,200  | 27,200           | -4        | 22,600         | 23,200         | -2        | 20,100         | 21,100         | -5        |
| 2 Birmingham                         | C        | 17,900  | 19,100           | -6        | 14,800         | 15,700         | -6        | 13,700         | 14,400         | -5        |
| 3 Blackburn                          | Y        | 28,800  | 29,500           | -2        | 24,300         | 25,800         | -6        | 21,400         | 22,500         | -5        |
| 4 Bradford                           | Y        | 11,400  | 12,900           | -11       | 9,400          | 10,300         | -8        | 8,500          | 8,300          | 3         |
| 5 Bristol                            | C        | 17,700  | 17,700           | 0         | 14,900         | 14,900         | 1         | 12,700         | 12,500         | 2         |
| 6 Canterbury                         | C        | 27,200  | 23,300           | 17        | 18,900         | 19,500         | -3        | 17,000         | 14,400         | 18        |
| 7 Carlisle                           | Y        | 15,500  | 16,300           | -5        | 13,400         | 13,700         | -3        | 10,900         | 11,000         | -1        |
| 8 Chelmsford                         | C        | 42,000  | 42,600           | -1        | 35,600         | 36,600         | -3        | 31,700         | 32,500         | -2        |
| 9 Chester                            | Y        | 38,100  | 39,700           | -4        | 31,800         | 32,500         | -2        | 27,700         | 27,200         | 2         |
| 10 Chichester                        | C        | 46,400  | 46,400           | 0         | 37,300         | 38,100         | -2        | 34,000         | 34,500         | -1        |
| 11 Coventry                          | C        | 16,200  | 15,900           | 2         | 14,000         | 13,800         | 1         | 12,800         | 12,800         | 0         |
| 12 Derby                             | C        | 17,700  | 18,300           | -3        | 15,300         | 15,700         | -2        | 13,000         | 13,000         | 0         |
| 13 Durham                            | Y        | 22,900  | 22,000           | 4         | 17,800         | 17,800         | 0         | 14,300         | 14,400         | 0         |
| 14 Ely                               | C        | 19,800  | 19,200           | 3         | 16,700         | 16,200         | 3         | 14,600         | 14,100         | 3         |
| 15 Exeter                            | C        | 27,200  | 26,800           | 2         | 24,300         | 24,400         | 0         | 20,900         | 21,700         | -4        |
| 16 Gloucester                        | C        | 21,700  | 22,800           | -5        | 17,300         | 18,200         | -5        | 14,700         | 15,900         | -7        |
| 17 Guildford                         | C        | 27,900  | 26,500           | 5         | 23,700         | 22,900         | 3         | 21,300         | 22,200         | -4        |
| 18 Hereford                          | C        | 13,200  | 13,000           | 2         | 11,100         | 10,900         | 2         | 8,000          | 8,400          | -4        |
| 19 Leicester                         | C        | 16,300  | 15,800           | 3         | 13,700         | 14,000         | -2        | 12,500         | 12,300         | 1         |
| 20 Lichfield                         | C        | 36,600  | 38,000           | -4        | 29,000         | 30,000         | -3        | 26,200         | 27,200         | -4        |
| 21 Lincoln                           | C        | 23,200  | 23,400           | -1        | 18,400         | 19,400         | -6        | 14,700         | 15,400         | -5        |
| 22 Liverpool                         | Y        | 27,800  | 27,100           | 2         | 22,800         | 22,900         | 0         | 19,100         | 19,900         | -4        |
| 23 London                            | C        | 75,700  | 77,500           | -2        | 58,500         | 60,600         | -4        | 55,700         | 57,600         | -3        |
| 24 Manchester                        | Y        | 33,700  | 34,400           | -2        | 28,000         | 28,200         | 0         | 24,300         | 24,700         | -2        |
| 25 Newcastle                         | Y        | 15,300  | 15,600           | -2        | 12,600         | 12,800         | -1        | 11,000         | 11,000         | 0         |
| 26 Norwich                           | C        | 19,900  | 21,000           | -5        | 17,900         | 18,700         | -4        | 15,300         | 15,100         | 1         |
| 27 Oxford                            | C        | 55,700  | 59,200           | -6        | 48,000         | 49,900         | -4        | 42,900         | 43,000         | 0         |
| 28 Peterborough                      | C        | 19,000  | 19,600           | -3        | 16,100         | 16,200         | 0         | 13,900         | 14,200         | -2        |
| 29 Portsmouth                        | C        | 15,100  | 14,200           | 6         | 12,600         | 12,200         | 3         | 11,200         | 11,300         | -1        |
| 30 Ripon & Leeds                     | Y        | 15,100  | 16,000           | -6        | 12,700         | 13,600         | -6        | 11,200         | 11,800         | -5        |
| 31 Rochester                         | C        | 29,400  | 29,000           | 1         | 25,200         | 25,500         | -1        | 22,900         | 22,700         | 1         |
| 32 St. Albans                        | C        | 38,500  | 37,400           | 3         | 29,300         | 29,400         | 0         | 25,100         | 25,400         | -1        |
| 33 St. Edms & Ipswich                | C        | 19,500  | 19,900           | -2        | 17,200         | 17,600         | -2        | 14,500         | 14,500         | 0         |
| 34 Salisbury                         | C        | 31,200  | 32,700           | -5        | 26,200         | 27,100         | -3        | 22,900         | 23,400         | -2        |
| 35 Sheffield                         | Y        | 20,100  | 20,800           | -3        | 15,900         | 16,200         | -2        | 13,800         | 14,200         | -3        |
| 36 Sodor & Man                       | Y        | 2,300   | 2,100            | 9         | 2,000          | 1,900          | 4         | 1,600          | 1,500          | 6         |
| 37 Southwark                         | C        | 45,600  | 45,200           | 1         | 39,800         | 40,100         | -1        | 33,900         | 34,300         | -1        |
| 38 Southwell & Nottingham            | Y        | 16,800  | 17,800           | -6        | 14,000         | 15,100         | -7        | 13,400         | 13,000         | 3         |
| 39 Truro                             | C        | 13,200  | 13,800           | -4        | 11,100         | 11,500         | -4        | 9,400          | 9,900          | -5        |
| 40 Wakefield                         | Y        | 16,600  | 16,800           | -1        | 13,200         | 13,800         | -5        | 11,500         | 11,600         | -1        |
| 41 Winchester                        | C        | 33,900  | 33,900           | 0         | 27,700         | 27,700         | 0         | 25,300         | 26,400         | -4        |
| 42 Worcester                         | C        | 14,700  | 14,900           | -1        | 12,200         | 12,700         | -4        | 10,900         | 11,400         | -4        |
| 43 York                              | Y        | 30,900  | 33,100           | -7        | 24,700         | 25,400         | -3        | 20,400         | 21,900         | -7        |
| 44 Europe                            | C        | 12,200  | 12,500           | -2        | 11,600         | 11,800         | -2        | 10,900         | 11,400         | -5        |
| <b>Totals Province of Canterbury</b> | <b>C</b> | <b>820,800</b>  | <b>826,600</b>   | <b>-1</b> | <b>681,100</b> | <b>694,600</b> | <b>-2</b> | <b>602,700</b> | <b>613,000</b> | <b>-2</b> |
| <b>Totals Province of York</b>       | <b>Y</b> | <b>295,300</b>  | <b>304,000</b>   | <b>-3</b> | <b>242,600</b> | <b>249,800</b> | <b>-3</b> | <b>209,300</b> | <b>213,100</b> | <b>-2</b> |
| <b>Totals CHURCH OF ENGLAND</b>      |          | <b>1,116,100</b>                                      | <b>1,130,600</b> | <b>-1</b> | <b>923,700</b> | <b>944,400</b> | <b>-2</b> | <b>812,000</b> | <b>826,100</b> | <b>-2</b> |

## Notes

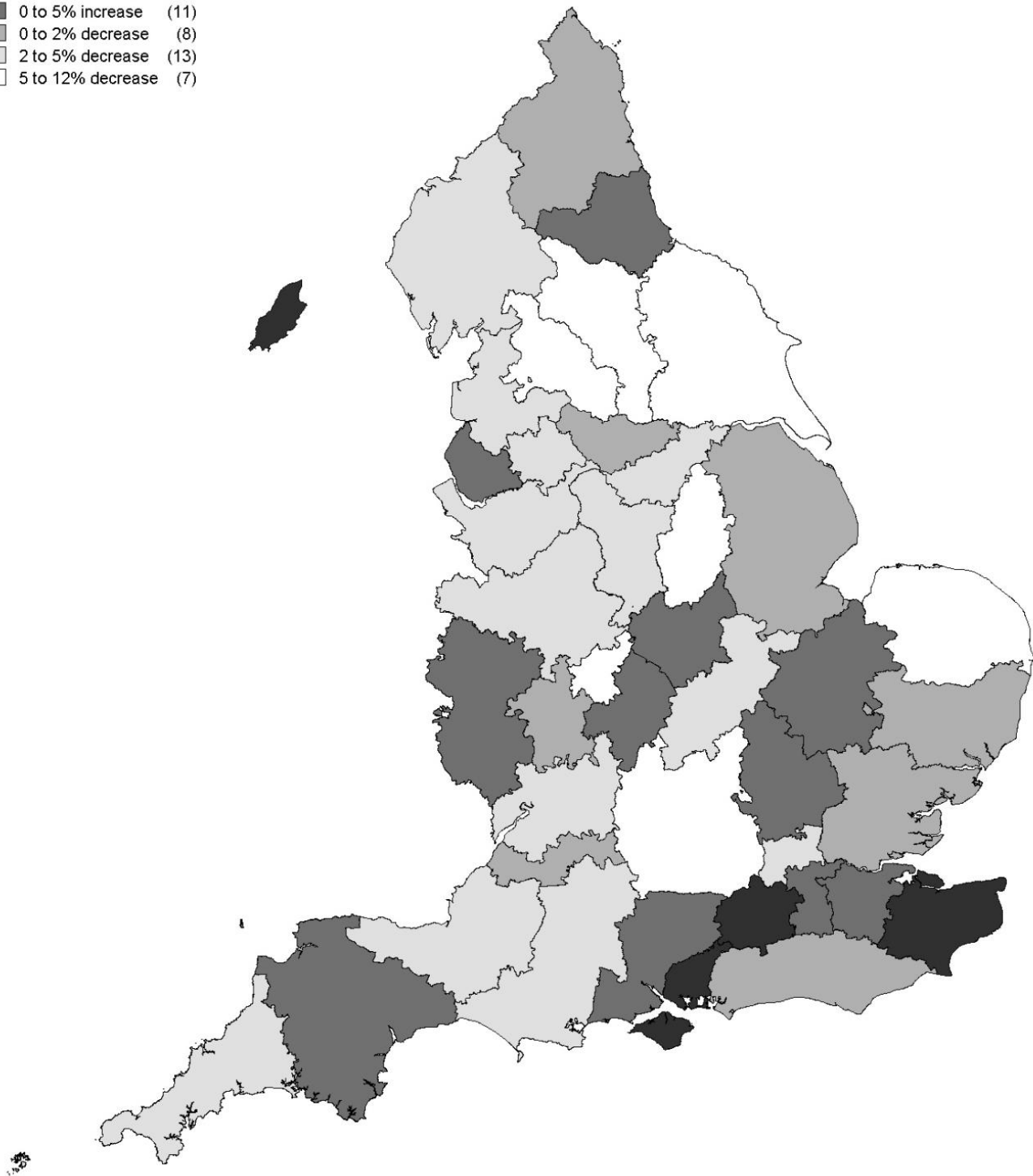
Children and young people are for the majority of dioceses defined as under the age of 16 years.



**Figure 1: All Age Church Attendance 2009 to 2010**

Change All Age AWA 2009 to 10

- 5 to 17% increase (4)
- 0 to 5% increase (11)
- 0 to 2% decrease (8)
- 2 to 5% decrease (13)
- 5 to 12% decrease (7)



# Table 3: Parochial church attendance 2000 to 2010

Provinces of Canterbury and York (including Europe and Cathedrals)

| Weekly attendance |                                      |                   |                               |  |                   |                               |                                |                   |                               | Monthly <sup>5</sup> |
|-------------------|--------------------------------------|-------------------|-------------------------------|--|-------------------|-------------------------------|--------------------------------|-------------------|-------------------------------|----------------------|
| Year              | Adult weekly attendance <sup>1</sup> |                   |                               | Children and young people weekly attendance <sup>1</sup> |                   |                               | All age weekly attendance      |                   |                               | All age              |
|                   | Highest <sup>3</sup><br>(000s)       | Average<br>(000s) | Lowest <sup>4</sup><br>(000s) | Highest <sup>3</sup><br>(000s)                           | Average<br>(000s) | Lowest <sup>4</sup><br>(000s) | Highest <sup>3</sup><br>(000s) | Average<br>(000s) | Lowest <sup>4</sup><br>(000s) | (000s)               |
| 2000 <sup>2</sup> | 1,451                                | 1,031             | 742                           | 455  | 243               | 120                           | 1,855                          | 1,274             | 885                           | 1,855                |
| 2001              | 1,332                                | 976               | 727                           | 416  | 229               | 113                           | 1,708                          | 1,205             | 862                           | 1,708                |
| 2002              | 1,296                                | 941               | 693                           | 424  | 229               | 111                           | 1,682                          | 1,170             | 825                           | 1,682                |
| 2003              | 1,312                                | 957               | 714                           | 430  | 230               | 110                           | 1,704                          | 1,187             | 844                           | 1,704                |
| 2004              | 1,308                                | 951               | 706                           | 437  | 235               | 111                           | 1,707                          | 1,186             | 839                           | 1,707                |
| 2005              | 1,302                                | 942               | 696                           | 444  | 232               | 107                           | 1,706                          | 1,174             | 823                           | 1,706                |
| 2006              | 1,294                                | 937               | 690                           | 442  | 228               | 103                           | 1,694                          | 1,163             | 812                           | 1,694                |
| 2007              | 1,303                                | 940               | 691                           | 424  | 219               | 99                            | 1,690                          | 1,160             | 811                           | 1,690                |
| 2008              | 1,267                                | 919               | 679                           | 438  | 225               | 100                           | 1,667                          | 1,145             | 800                           | 1,667                |
| 2009              | 1,252                                | 908               | 671                           | 436  | 223               | 95                            | 1,651                          | 1,131             | 786                           | 1,651                |
| 2010              | 1,243                                | 898               | 661                           | 438  | 219               | 89                            | 1,645                          | 1,116             | 768                           | 1,645                |

| Sunday attendance |                                      |                   |                               |  |                   |                               |                                |                   |                               | Christmas |
|-------------------|--------------------------------------|-------------------|-------------------------------|--|-------------------|-------------------------------|--------------------------------|-------------------|-------------------------------|-----------|
| Year              | Adult Sunday attendance <sup>1</sup> |                   |                               | Children and young people Sunday attendance <sup>1</sup> |                   |                               | All age Sunday attendance      |                   |                               | All age   |
|                   | Highest <sup>3</sup><br>(000s)       | Average<br>(000s) | Lowest <sup>4</sup><br>(000s) | Highest <sup>3</sup><br>(000s)                           | Average<br>(000s) | Lowest <sup>4</sup><br>(000s) | Highest <sup>3</sup><br>(000s) | Average<br>(000s) | Lowest <sup>4</sup><br>(000s) | (000s)    |
| 2000              | 1,191                                | 878               | 660                           | 300  | 180               | 103                           | 1,464                          | 1,058             | 781                           | 2,851     |
| 2001              | 1,170                                | 868               | 657                           | 285  | 173               | 99                            | 1,425                          | 1,041             | 774                           | 2,608     |
| 2002              | 1,143                                | 838               | 623                           | 278  | 167               | 94                            | 1,395                          | 1,005             | 733                           | 2,600     |
| 2003              | 1,156                                | 853               | 645                           | 272  | 164               | 92                            | 1,401                          | 1,017             | 755                           | 2,652     |
| 2004              | 1,147                                | 846               | 638                           | 272  | 164               | 91                            | 1,394                          | 1,010             | 746                           | 2,629     |
| 2005              | 1,136                                | 836               | 629                           | 264  | 158               | 87                            | 1,374                          | 993               | 733                           | 2,786     |
| 2006              | 1,123                                | 828               | 622                           | 262  | 155               | 84                            | 1,361                          | 983               | 722                           | 2,994     |
| 2007              | 1,129                                | 830               | 622                           | 252  | 148               | 79                            | 1,357                          | 978               | 718                           | 2,657     |
| 2008              | 1,099                                | 812               | 611                           | 249  | 148               | 80                            | 1,322                          | 960               | 707                           | 2,647     |
| 2009              | 1,085                                | 801               | 603                           | 244  | 144               | 77                            | 1,305                          | 944               | 695                           | 2,421     |
| 2010              | 1,065                                | 784               | 590                           | 240  | 139               | 73                            | 1,283                          | 924               | 677                           | 2,298     |

1 Children and young people are under 16 years of age while adults are 16 years of age or over.

2 In 2000, attendance at midweek weddings and funerals was included.

3 "Highest Sunday/weekly attendance" = the sum of the highest Sunday (weekly) attendance over the four week period.

4 Lowest Sunday/weekly attendance = the sum of the lowest Sunday (weekly) attendances over the four week period.

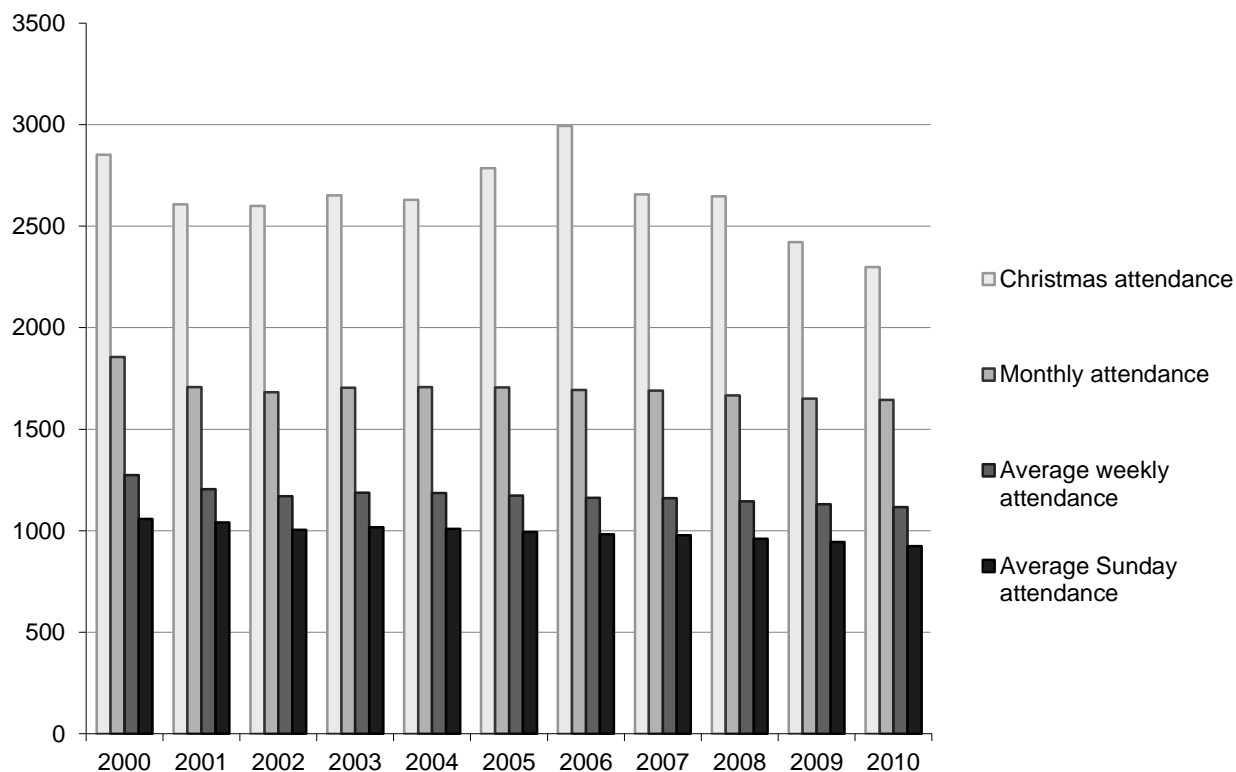
5 An approximation to monthly attendance can be taken from the highest weekly attendance counted over a typical month.

## Notes

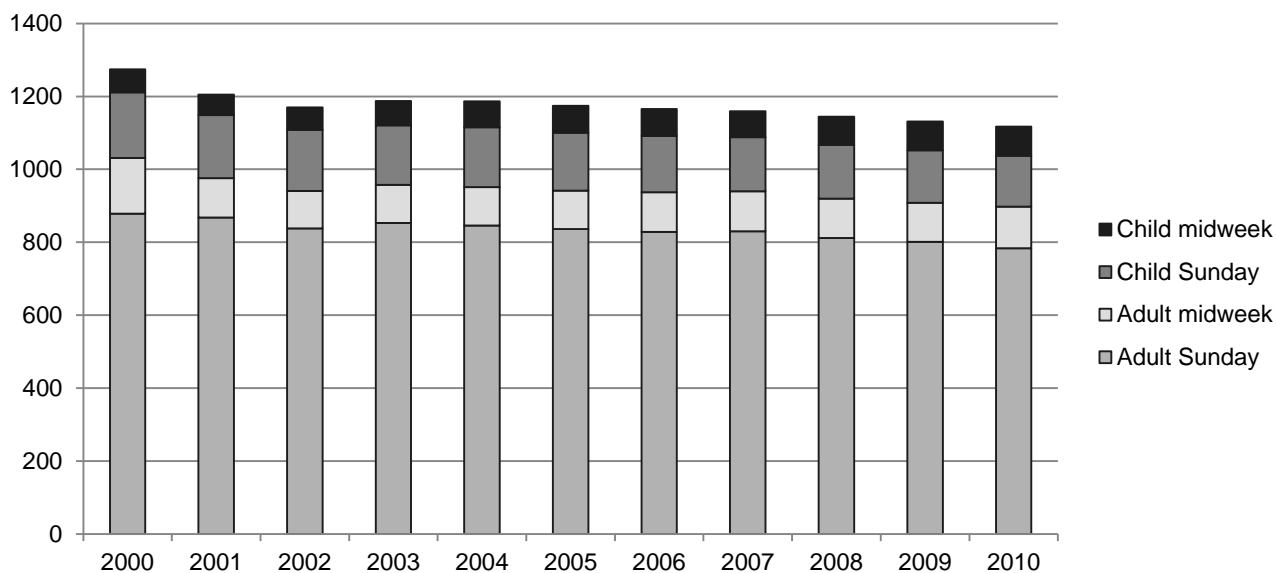
From 2000 church attendance figures are calculated typically from a four-week count in October.

Attendance figures have only been included where local churches held at least one church based service (which included adult presence) during the week under examination.

**Figure 2: All Age Church Attendance 2000 to 2010**



**Figure 3: Adult and Child Sunday and Midweek attendance 2000 to 2010**



**Table 4: Average weekly attendances 2010**

Provinces of Canterbury and York (including Europe and Cathedrals)

| Diocese                              |          | Average weekly |  | Average Sunday |  | Usual Sunday   |  |
|--------------------------------------|----------|----------------|--|----------------|--|----------------|--|
|                                      |          | Adults         | Children and young people <sup>1</sup> | Adults         | Children and young people <sup>1</sup> | Adults         | Children and young people <sup>1</sup> |
| 1 Bath & Wells                       | C        | 21,700         | 4,500                                  | 20,000         | 2,600                                  | 17,800         | 2,300                                  |
| 2 Birmingham                         | C        | 14,100         | 3,800                                  | 12,400         | 2,400                                  | 11,600         | 2,100                                  |
| 3 Blackburn                          | Y        | 22,100         | 6,700                                  | 19,500         | 4,900                                  | 17,500         | 3,900                                  |
| 4 Bradford                           | Y        | 9,100          | 2,300                                  | 8,100          | 1,300                                  | 7,400          | 1,100                                  |
| 5 Bristol                            | C        | 14,200         | 3,500                                  | 12,500         | 2,400                                  | 10,800         | 1,900                                  |
| 6 Canterbury                         | C        | 21,300         | 5,900                                  | 15,100         | 3,800                                  | 14,000         | 3,000                                  |
| 7 Carlisle                           | Y        | 13,100         | 2,400                                  | 11,900         | 1,400                                  | 9,800          | 1,100                                  |
| 8 Chelmsford                         | C        | 33,300         | 8,700                                  | 29,700         | 6,000                                  | 26,500         | 5,200                                  |
| 9 Chester                            | Y        | 30,800         | 7,300                                  | 27,000         | 4,800                                  | 23,800         | 3,900                                  |
| 10 Chichester                        | C        | 37,300         | 9,100                                  | 31,800         | 5,600                                  | 29,200         | 4,800                                  |
| 11 Coventry                          | C        | 13,500         | 2,700                                  | 11,900         | 2,100                                  | 11,000         | 1,800                                  |
| 12 Derby                             | C        | 14,900         | 2,800                                  | 13,300         | 2,100                                  | 11,400         | 1,600                                  |
| 13 Durham                            | Y        | 18,800         | 4,100                                  | 15,400         | 2,400                                  | 12,300         | 2,000                                  |
| 14 Ely                               | C        | 15,800         | 4,000                                  | 14,400         | 2,300                                  | 12,500         | 2,100                                  |
| 15 Exeter                            | C        | 23,500         | 3,700                                  | 21,700         | 2,600                                  | 18,700         | 2,200                                  |
| 16 Gloucester                        | C        | 17,800         | 4,000                                  | 15,000         | 2,300                                  | 12,800         | 1,800                                  |
| 17 Guildford                         | C        | 21,400         | 6,500                                  | 19,200         | 4,500                                  | 17,700         | 3,600                                  |
| 18 Hereford                          | C        | 11,300         | 2,000                                  | 10,100         | 1,000                                  | 7,300          | 800                                    |
| 19 Leicester                         | C        | 13,400         | 2,900                                  | 11,900         | 1,800                                  | 10,800         | 1,700                                  |
| 20 Lichfield                         | C        | 28,800         | 7,800                                  | 25,000         | 4,000                                  | 22,700         | 3,500                                  |
| 21 Lincoln                           | C        | 18,400         | 4,900                                  | 16,300         | 2,000                                  | 13,300         | 1,400                                  |
| 22 Liverpool                         | Y        | 21,800         | 6,000                                  | 18,800         | 4,000                                  | 16,000         | 3,100                                  |
| 23 London                            | C        | 59,800         | 16,000                                 | 48,200         | 10,300                                 | 45,700         | 10,000                                 |
| 24 Manchester                        | Y        | 25,300         | 8,400                                  | 22,300         | 5,800                                  | 19,100         | 5,200                                  |
| 25 Newcastle                         | Y        | 13,000         | 2,400                                  | 11,100         | 1,500                                  | 9,900          | 1,200                                  |
| 26 Norwich                           | C        | 17,800         | 2,100                                  | 16,600         | 1,400                                  | 14,100         | 1,100                                  |
| 27 Oxford                            | C        | 45,000         | 10,600                                 | 40,400         | 7,600                                  | 36,200         | 6,700                                  |
| 28 Peterborough                      | C        | 15,500         | 3,500                                  | 13,600         | 2,600                                  | 11,800         | 2,100                                  |
| 29 Portsmouth                        | C        | 12,300         | 2,900                                  | 10,900         | 1,700                                  | 9,800          | 1,400                                  |
| 30 Ripon & Leeds                     | Y        | 12,200         | 2,900                                  | 10,800         | 1,900                                  | 9,600          | 1,600                                  |
| 31 Rochester                         | C        | 22,900         | 6,400                                  | 20,600         | 4,600                                  | 18,700         | 4,200                                  |
| 32 St. Albans                        | C        | 29,000         | 9,400                                  | 24,400         | 5,000                                  | 21,100         | 4,000                                  |
| 33 St. Edms & Ipswich                | C        | 16,800         | 2,700                                  | 15,300         | 1,900                                  | 12,700         | 1,900                                  |
| 34 Salisbury                         | C        | 26,100         | 5,000                                  | 23,200         | 3,000                                  | 20,300         | 2,700                                  |
| 35 Sheffield                         | Y        | 15,800         | 4,300                                  | 13,400         | 2,500                                  | 11,900         | 1,900                                  |
| 36 Sodor & Man                       | Y        | 1,900          | 400                                    | 1,700          | 300                                    | 1,400          | 300                                    |
| 37 Southwark                         | C        | 34,400         | 11,200                                 | 31,400         | 8,400                                  | 27,000         | 6,900                                  |
| 38 Southwell & Nottingham            | Y        | 13,700         | 3,100                                  | 12,100         | 1,900                                  | 11,800         | 1,600                                  |
| 39 Truro                             | C        | 11,400         | 1,800                                  | 10,100         | 1,000                                  | 8,500          | 900                                    |
| 40 Wakefield                         | Y        | 13,500         | 3,100                                  | 11,400         | 1,800                                  | 10,100         | 1,400                                  |
| 41 Winchester                        | C        | 26,900         | 7,000                                  | 23,700         | 4,100                                  | 21,600         | 3,800                                  |
| 42 Worcester                         | C        | 12,400         | 2,300                                  | 10,800         | 1,400                                  | 9,800          | 1,100                                  |
| 43 York                              | Y        | 24,800         | 6,000                                  | 21,400         | 3,300                                  | 18,000         | 2,400                                  |
| 44 Europe                            | C        | 10,600         | 1,600                                  | 10,000         | 1,600                                  | 9,300          | 1,600                                  |
| <b>Totals Province of Canterbury</b> | <b>C</b> | <b>661,600</b> | <b>159,200</b>                         | <b>579,400</b> | <b>101,700</b>                         | <b>514,700</b> | <b>87,900</b>                          |
| <b>Totals Province of York</b>       | <b>Y</b> | <b>235,900</b> | <b>59,400</b>                          | <b>204,900</b> | <b>37,700</b>                          | <b>178,600</b> | <b>30,800</b>                          |
| <b>Totals CHURCH OF ENGLAND</b>      |          | <b>897,500</b> | <b>218,600</b>                         | <b>784,300</b> | <b>139,400</b>                         | <b>693,300</b> | <b>118,700</b>                         |

**Comparable figures for 2009**

|                                      |          |                |                |                |                |                |                |
|--------------------------------------|----------|----------------|----------------|----------------|----------------|----------------|----------------|
| <b>Totals Province of Canterbury</b> | <b>C</b> | <b>665,900</b> | <b>160,700</b> | <b>590,500</b> | <b>104,100</b> | <b>522,800</b> | <b>90,100</b>  |
| <b>Totals Province of York</b>       | <b>Y</b> | <b>241,700</b> | <b>62,200</b>  | <b>210,200</b> | <b>39,600</b>  | <b>181,700</b> | <b>31,500</b>  |
| <b>Totals CHURCH OF ENGLAND</b>      |          | <b>907,600</b> | <b>223,000</b> | <b>800,700</b> | <b>143,800</b> | <b>704,500</b> | <b>121,600</b> |

<sup>1</sup> Children and young people are defined as under the age of 16 years for the majority of dioceses.

# Table 5: Easter and Christmas 2010

Provinces of Canterbury and York (including Europe and Cathedrals)

| Diocese                             |          | Easter Day <sup>1</sup> |                | Christmas Day/Eve |                |
|-------------------------------------|----------|-------------------------|----------------|-------------------|----------------|
|                                     |          | attendance              | communicants   | attendance        | communicants   |
| 1 Bath & Wells                      | C        | 40,500                  | 28,900         | 61,000            | 25,900         |
| 2 Birmingham                        | C        | 22,500                  | 15,500         | 32,200            | 12,700         |
| 3 Blackburn                         | Y        | 35,500                  | 26,800         | 42,200            | 19,300         |
| 4 Bradford                          | Y        | 14,400                  | 10,500         | 24,000            | 9,000          |
| 5 Bristol                           | C        | 21,500                  | 13,900         | 40,200            | 13,700         |
| 6 Canterbury                        | C        | 28,400                  | 19,300         | 55,800            | 19,200         |
| 7 Carlisle                          | Y        | 21,400                  | 15,400         | 30,200            | 12,900         |
| 8 Chelmsford                        | C        | 53,900                  | 38,700         | 94,400            | 33,000         |
| 9 Chester                           | Y        | 44,800                  | 31,400         | 72,000            | 27,800         |
| 10 Chichester                       | C        | 61,100                  | 43,400         | 113,600           | 42,900         |
| 11 Coventry                         | C        | 20,700                  | 14,900         | 38,700            | 13,300         |
| 12 Derby                            | C        | 22,000                  | 16,400         | 37,200            | 13,200         |
| 13 Durham                           | Y        | 24,000                  | 17,600         | 34,900            | 13,500         |
| 14 Ely                              | C        | 24,000                  | 16,600         | 45,700            | 16,300         |
| 15 Exeter                           | C        | 44,200                  | 32,900         | 58,100            | 24,500         |
| 16 Gloucester                       | C        | 27,800                  | 21,900         | 45,500            | 21,800         |
| 17 Guildford                        | C        | 37,000                  | 24,300         | 83,000            | 24,400         |
| 18 Hereford                         | C        | 17,400                  | 13,000         | 23,000            | 11,600         |
| 19 Leicester                        | C        | 20,200                  | 14,700         | 32,700            | 13,700         |
| 20 Lichfield                        | C        | 44,200                  | 32,700         | 66,500            | 29,200         |
| 21 Lincoln                          | C        | 23,500                  | 18,300         | 44,800            | 17,900         |
| 22 Liverpool                        | Y        | 29,500                  | 22,500         | 31,400            | 17,200         |
| 23 London                           | C        | 84,600                  | 56,800         | 111,400           | 51,100         |
| 24 Manchester                       | Y        | 34,200                  | 24,800         | 37,500            | 19,400         |
| 25 Newcastle                        | Y        | 18,700                  | 13,300         | 36,600            | 10,700         |
| 26 Norwich                          | C        | 29,200                  | 21,700         | 55,000            | 19,600         |
| 27 Oxford                           | C        | 72,000                  | 49,600         | 140,900           | 52,100         |
| 28 Peterborough                     | C        | 24,800                  | 18,300         | 44,900            | 17,300         |
| 29 Portsmouth                       | C        | 21,800                  | 16,300         | 39,900            | 15,400         |
| 30 Ripon & Leeds                    | Y        | 19,600                  | 15,500         | 32,400            | 14,100         |
| 31 Rochester                        | C        | 35,500                  | 23,700         | 66,800            | 22,100         |
| 32 St. Albans                       | C        | 43,100                  | 30,400         | 84,000            | 29,800         |
| 33 St. Edms & Ipswich               | C        | 27,400                  | 19,500         | 46,100            | 17,400         |
| 34 Salisbury                        | C        | 45,100                  | 32,700         | 73,500            | 31,400         |
| 35 Sheffield                        | Y        | 20,100                  | 13,800         | 30,400            | 11,300         |
| 36 Sodor & Man                      | Y        | 2,900                   | 2,100          | 4,400             | 2,800          |
| 37 Southwark                        | C        | 55,400                  | 37,300         | 91,800            | 37,000         |
| 38 Southwell & Nottingham           | Y        | 21,100                  | 15,200         | 35,600            | 12,900         |
| 39 Truro                            | C        | 21,000                  | 15,800         | 31,600            | 12,300         |
| 40 Wakefield                        | Y        | 19,700                  | 14,600         | 34,500            | 13,000         |
| 41 Winchester                       | C        | 43,600                  | 30,900         | 84,300            | 33,000         |
| 42 Worcester                        | C        | 19,500                  | 14,600         | 30,700            | 11,700         |
| 43 York                             | Y        | 37,500                  | 27,400         | 61,900            | 24,400         |
| 44 Europe                           | C        | 19,300                  | 15,000         | 17,100            | 10,400         |
| <b>Total Province of Canterbury</b> | <b>C</b> | <b>1,051,200</b>        | <b>747,800</b> | <b>1,790,400</b>  | <b>694,200</b> |
| <b>Totals Province of York</b>      | <b>Y</b> | <b>343,400</b>          | <b>250,900</b> | <b>507,900</b>    | <b>208,300</b> |
| <b>Totals CHURCH OF ENGLAND</b>     |          | <b>1,394,700</b>        | <b>998,700</b> | <b>2,298,400</b>  | <b>902,500</b> |

## Comparable figures for 2009:

|                                     |          |                  |                  |                  |                |
|-------------------------------------|----------|------------------|------------------|------------------|----------------|
| <b>Total Province of Canterbury</b> | <b>C</b> | <b>1,066,000</b> | <b>761,200</b>   | <b>1,900,400</b> | <b>744,500</b> |
| <b>Totals Province of York</b>      | <b>Y</b> | <b>345,300</b>   | <b>258,700</b>   | <b>520,200</b>   | <b>216,400</b> |
| <b>Totals CHURCH OF ENGLAND</b>     |          | <b>1,411,200</b> | <b>1,019,900</b> | <b>2,420,600</b> | <b>960,900</b> |

<sup>1</sup> Includes vigil services on Easter Eve.

**Table 6: Parochial church Electoral Rolls 2010 and selected years**

Provinces of Canterbury and York (including Europe and Cathedrals)

| Diocese                              |          | 2010             | 2009             | 2007             | 2002             | 1996 <sup>1</sup> |
|--------------------------------------|----------|------------------|------------------|------------------|------------------|-------------------|
| 1 Bath & Wells                       | C        | 36,100           | 36,200           | 36,000           | 38,000           | 42,700            |
| 2 Birmingham                         | C        | 17,000           | 17,200           | 17,500           | 18,200           | 19,300            |
| 3 Blackburn                          | Y        | 32,800           | 32,500           | 34,700           | 34,300           | 37,400            |
| 4 Bradford                           | Y        | 11,600           | 11,700           | 11,300           | 12,300           | 12,700            |
| 5 Bristol                            | C        | 15,800           | 15,800           | 15,400           | 16,600           | 19,000            |
| 6 Canterbury                         | C        | 20,800           | 20,700           | 20,600           | 21,000           | 21,000            |
| 7 Carlisle                           | Y        | 20,400           | 20,400           | 20,400           | 21,600           | 24,900            |
| 8 Chelmsford                         | C        | 47,000           | 46,500           | 45,300           | 48,600           | 50,800            |
| 9 Chester                            | Y        | 45,800           | 44,900           | 42,600           | 45,700           | 48,600            |
| 10 Chichester                        | C        | 53,400           | 52,200           | 54,100           | 51,800           | 58,200            |
| 11 Coventry                          | C        | 17,100           | 16,800           | 17,300           | 16,300           | 17,700            |
| 12 Derby                             | C        | 18,200           | 18,300           | 17,800           | 20,700           | 20,100            |
| 13 Durham                            | Y        | 23,000           | 23,200           | 22,800           | 24,000           | 27,400            |
| 14 Ely                               | C        | 19,100           | 18,900           | 18,300           | 19,100           | 20,900            |
| 15 Exeter                            | C        | 30,800           | 30,900           | 30,800           | 30,500           | 33,900            |
| 16 Gloucester                        | C        | 23,700           | 23,600           | 22,100           | 23,600           | 26,300            |
| 17 Guildford                         | C        | 29,900           | 29,500           | 28,100           | 29,500           | 30,600            |
| 18 Hereford                          | C        | 18,400           | 17,500           | 17,600           | 18,100           | 18,900            |
| 19 Leicester                         | C        | 17,000           | 16,800           | 16,400           | 17,000           | 16,100            |
| 20 Lichfield                         | C        | 44,600           | 43,700           | 44,600           | 45,000           | 52,200            |
| 21 Lincoln                           | C        | 25,900           | 25,800           | 28,400           | 27,800           | 31,300            |
| 22 Liverpool                         | Y        | 28,400           | 28,000           | 26,800           | 28,800           | 32,500            |
| 23 London                            | C        | 75,800           | 74,100           | 64,400           | 59,600           | 52,500            |
| 24 Manchester                        | Y        | 33,100           | 32,400           | 32,600           | 34,500           | 38,000            |
| 25 Newcastle                         | Y        | 16,100           | 16,000           | 16,000           | 16,700           | 17,500            |
| 26 Norwich                           | C        | 19,200           | 19,300           | 19,800           | 23,900           | 25,900            |
| 27 Oxford                            | C        | 56,200           | 54,500           | 52,700           | 54,600           | 60,600            |
| 28 Peterborough                      | C        | 19,400           | 19,400           | 18,300           | 18,000           | 19,500            |
| 29 Portsmouth                        | C        | 18,100           | 17,000           | 16,400           | 17,500           | 18,000            |
| 30 Ripon & Leeds                     | Y        | 16,700           | 16,500           | 15,300           | 17,600           | 19,300            |
| 31 Rochester                         | C        | 30,200           | 30,100           | 28,500           | 29,900           | 31,300            |
| 32 St. Albans                        | C        | 38,600           | 37,600           | 36,900           | 39,400           | 43,100            |
| 33 St. Edms & Ipswich                | C        | 23,700           | 23,100           | 23,300           | 24,100           | 25,300            |
| 34 Salisbury                         | C        | 41,200           | 41,400           | 40,700           | 42,500           | 45,900            |
| 35 Sheffield                         | Y        | 18,200           | 17,900           | 17,400           | 18,600           | 20,700            |
| 36 Sodor & Man                       | Y        | 2,500            | 2,500            | 2,700            | 2,400            | 2,800             |
| 37 Southwark                         | C        | 49,500           | 47,600           | 44,800           | 44,200           | 45,400            |
| 38 Southwell & Nottingham            | Y        | 20,200           | 18,900           | 18,800           | 18,300           | 18,700            |
| 39 Truro                             | C        | 15,800           | 15,600           | 15,700           | 16,900           | 17,600            |
| 40 Wakefield                         | Y        | 19,000           | 19,300           | 19,800           | 20,300           | 23,200            |
| 41 Winchester                        | C        | 38,800           | 38,000           | 37,000           | 38,500           | 42,100            |
| 42 Worcester                         | C        | 18,400           | 19,200           | 19,200           | 20,300           | 22,400            |
| 43 York                              | Y        | 35,000           | 33,900           | 33,600           | 35,000           | 38,200            |
| 44 Europe                            | C        | 11,500           | 10,900           | 10,300           | 9,300            |                   |
| <b>Totals Province of Canterbury</b> | <b>C</b> | <b>891,100</b>   | <b>878,400</b>   | <b>858,300</b>   | <b>880,500</b>   | <b>928,600</b>    |
| <b>Totals Province of York</b>       | <b>Y</b> | <b>323,000</b>   | <b>318,300</b>   | <b>314,800</b>   | <b>330,100</b>   | <b>361,900</b>    |
| <b>Totals CHURCH OF ENGLAND</b>      |          | <b>1,214,100</b> | <b>1,196,600</b> | <b>1,173,100</b> | <b>1,210,600</b> | <b>1,290,500</b>  |

<sup>1</sup> National electoral roll totals for 1996 do not include the Diocese of Europe and do not include Cathedrals.

Notes:

Electoral Rolls are revised annually and new rolls are compiled every six years. Thus in 1996 and 2002 and 2007 new electoral rolls were compiled.

# Table 7: Parochial Baptisms and Thanksgivings 2010

Provinces of Canterbury and York (including Europe and Cathedrals)

| Diocese                              |          | Live births <sup>1</sup> | Baptisms               |                                       |                             |                   | Thanksgivings |              | Baptisms and Thanksgivings Total |
|--------------------------------------|----------|--------------------------|------------------------|---------------------------------------|-----------------------------|-------------------|---------------|--------------|----------------------------------|
|                                      |          |                          | Infants under one year | Infant Baptisms per 1,000 live births | Children aged 1 to 12 years | All other persons | Infants       | Child        |                                  |
| 1 Bath & Wells                       | C        | 9,900                    | 1,790                  | 180                                   | 920                         | 230               | 70            | 40           | 3,050                            |
| 2 Birmingham                         | C        | 22,500                   | 1,280                  | 57                                    | 840                         | 240               | 70            | 20           | 2,450                            |
| 3 Blackburn                          | Y        | 16,200                   | 2,590                  | 160                                   | 1,250                       | 200               | 50            | 10           | 4,110                            |
| 4 Bradford                           | Y        | 10,700                   | 810                    | 76                                    | 300                         | 70                | 70            | 40           | 1,280                            |
| 5 Bristol                            | C        | 13,300                   | 1,150                  | 86                                    | 550                         | 150               | 40            | 20           | 1,900                            |
| 6 Canterbury                         | C        | 10,700                   | 1,600                  | 150                                   | 1,070                       | 260               | 30            | 30           | 2,990                            |
| 7 Carlisle                           | Y        | 5,000                    | 1,560                  | 311                                   | 340                         | 70                | 20            | 10           | 2,000                            |
| 8 Chelmsford                         | C        | 43,200                   | 2,660                  | 62                                    | 2,040                       | 650               | 190           | 110          | 5,640                            |
| 9 Chester                            | Y        | 18,900                   | 3,290                  | 174                                   | 1,390                       | 310               | 230           | 70           | 5,290                            |
| 10 Chichester                        | C        | 17,700                   | 2,130                  | 120                                   | 1,410                       | 350               | 120           | 60           | 4,070                            |
| 11 Coventry                          | C        | 10,600                   | 1,100                  | 104                                   | 670                         | 160               | 70            | 50           | 2,040                            |
| 12 Derby                             | C        | 12,000                   | 1,580                  | 131                                   | 810                         | 180               | 110           | 20           | 2,690                            |
| 13 Durham                            | Y        | 17,400                   | 3,750                  | 215                                   | 1,320                       | 310               | 170           | 10           | 5,560                            |
| 14 Ely                               | C        | 9,100                    | 1,280                  | 142                                   | 760                         | 260               | 60            | 40           | 2,410                            |
| 15 Exeter                            | C        | 12,000                   | 1,950                  | 162                                   | 1,000                       | 290               | 30            | 20           | 3,290                            |
| 16 Gloucester                        | C        | 7,300                    | 1,510                  | 207                                   | 690                         | 330               | 40            | 20           | 2,590                            |
| 17 Guildford                         | C        | 12,700                   | 1,680                  | 132                                   | 1,050                       | 190               | 60            | 40           | 3,020                            |
| 18 Hereford                          | C        | 3,000                    | 860                    | 286                                   | 340                         | 70                | 10            | 10           | 1,290                            |
| 19 Leicester                         | C        | 12,400                   | 1,050                  | 85                                    | 600                         | 150               | 20            | 40           | 1,870                            |
| 20 Lichfield                         | C        | 25,700                   | 3,840                  | 150                                   | 1,860                       | 420               | 260           | 100          | 6,490                            |
| 21 Lincoln                           | C        | 11,600                   | 2,930                  | 252                                   | 1,070                       | 250               | 70            | 30           | 4,350                            |
| 22 Liverpool                         | Y        | 18,700                   | 2,930                  | 157                                   | 1,660                       | 250               | 100           | 50           | 4,990                            |
| 23 London                            | C        | 63,800                   | 2,300                  | 36                                    | 1,960                       | 660               | 90            | 30           | 5,040                            |
| 24 Manchester                        | Y        | 30,100                   | 3,430                  | 114                                   | 1,920                       | 400               | 250           | 120          | 6,120                            |
| 25 Newcastle                         | Y        | 9,000                    | 1,570                  | 175                                   | 610                         | 130               | 20            | 10           | 2,340                            |
| 26 Norwich                           | C        | 9,400                    | 1,530                  | 163                                   | 650                         | 200               | 40            | 30           | 2,450                            |
| 27 Oxford                            | C        | 31,100                   | 3,570                  | 115                                   | 2,060                       | 500               | 150           | 40           | 6,320                            |
| 28 Peterborough                      | C        | 11,800                   | 1,290                  | 109                                   | 690                         | 190               | 40            | 20           | 2,230                            |
| 29 Portsmouth                        | C        | 8,600                    | 1,120                  | 131                                   | 600                         | 150               | 20            | 20           | 1,900                            |
| 30 Ripon & Leeds                     | Y        | 10,600                   | 1,290                  | 123                                   | 620                         | 170               | 50            | 30           | 2,160                            |
| 31 Rochester                         | C        | 16,500                   | 1,670                  | 101                                   | 1,290                       | 330               | 230           | 140          | 3,660                            |
| 32 St. Albans                        | C        | 24,900                   | 2,210                  | 89                                    | 1,410                       | 350               | 110           | 50           | 4,130                            |
| 33 St. Edms & Ipswich                | C        | 7,300                    | 1,030                  | 141                                   | 550                         | 150               | 40            | 10           | 1,780                            |
| 34 Salisbury                         | C        | 9,900                    | 1,920                  | 195                                   | 1,080                       | 310               | 70            | 30           | 3,420                            |
| 35 Sheffield                         | Y        | 15,100                   | 2,210                  | 146                                   | 990                         | 370               | 310           | 100          | 3,980                            |
| 36 Sodor & Man                       | Y        | 1,000                    | 230                    | 222                                   | 90                          | 30                | 0             | 0            | 350                              |
| 37 Southwark                         | C        | 43,700                   | 2,220                  | 51                                    | 1,910                       | 470               | 90            | 60           | 4,750                            |
| 38 Southwell & Nottingham            | Y        | 13,600                   | 1,420                  | 104                                   | 700                         | 280               | 90            | 20           | 2,520                            |
| 39 Truro                             | C        | 5,600                    | 1,110                  | 199                                   | 520                         | 150               | 30            | 10           | 1,810                            |
| 40 Wakefield                         | Y        | 15,100                   | 1,980                  | 131                                   | 880                         | 270               | 180           | 50           | 3,360                            |
| 41 Winchester                        | C        | 15,700                   | 2,500                  | 160                                   | 1,290                       | 200               | 130           | 30           | 4,160                            |
| 42 Worcester                         | C        | 10,000                   | 1,710                  | 171                                   | 750                         | 140               | 140           | 50           | 2,790                            |
| 43 York                              | Y        | 16,300                   | 3,290                  | 202                                   | 1,140                       | 260               | 170           | 60           | 4,920                            |
| 44 Europe                            | C        |                          | 310                    |                                       | 210                         | 80                | 20            | 10           | 640                              |
| <b>Totals Province of Canterbury</b> | <b>C</b> | <b>491,900</b>           | <b>52,890</b>          | <b>108</b>                            | <b>30,640</b>               | <b>8,040</b>      | <b>2,470</b>  | <b>1,180</b> | <b>95,210</b>                    |
| <b>Totals Province of York</b>       | <b>Y</b> | <b>197,800</b>           | <b>30,370</b>          | <b>154</b>                            | <b>13,210</b>               | <b>3,120</b>      | <b>1,720</b>  | <b>560</b>   | <b>48,990</b>                    |
| <b>Totals CHURCH OF ENGLAND</b>      |          | <b>689,800</b>           | <b>83,260</b>          | <b>121</b>                            | <b>43,850</b>               | <b>11,160</b>     | <b>4,190</b>  | <b>1,740</b> | <b>144,200</b>                   |

Comparable figures for 2009:

|                                      |          |                |               |            |               |               |              |              |                |
|--------------------------------------|----------|----------------|---------------|------------|---------------|---------------|--------------|--------------|----------------|
| <b>Totals Province of Canterbury</b> | <b>C</b> | <b>479,900</b> | <b>53,460</b> | <b>111</b> | <b>30,310</b> | <b>7,810</b>  | <b>2,490</b> | <b>1,280</b> | <b>95,350</b>  |
| <b>Totals Province of York</b>       | <b>Y</b> | <b>194,000</b> | <b>30,360</b> | <b>156</b> | <b>13,170</b> | <b>3,200</b>  | <b>1,700</b> | <b>500</b>   | <b>48,930</b>  |
| <b>Totals CHURCH OF ENGLAND</b>      |          | <b>673,900</b> | <b>83,820</b> | <b>124</b> | <b>43,470</b> | <b>11,010</b> | <b>4,190</b> | <b>1,790</b> | <b>144,280</b> |

<sup>1</sup> Live births per diocese are estimates based on statistics obtained from the Office for National Statistics (ONS).

# Table 8: Confirmations 2010

Provinces of Canterbury and York (including Europe)

|                                      |          |  | Males        | Females       | Total         | Number of services |
|--------------------------------------|----------|--|--------------|---------------|---------------|--------------------|
| Diocese                              |          |  |              |               |               |                    |
| 1 Bath & Wells                       | C        |  | 144          | 220           | 364           | 27                 |
| 2 Birmingham                         | C        |  | 142          | 228           | 370           | 64                 |
| 3 Blackburn                          | Y        |  | 541          | 723           | 1,264         | 83                 |
| 4 Bradford                           | Y        |  | 82           | 123           | 205           | 29                 |
| 5 Bristol                            | C        |  | 123          | 156           | 279           | 20                 |
| 6 Canterbury                         | C        |  | 181          | 345           | 526           | 37                 |
| 7 Carlisle                           | Y        |  | 111          | 234           | 345           | 56                 |
| 8 Chelmsford                         | C        |  | 388          | 605           | 993           | 80                 |
| 9 Chester                            | Y        |  | 282          | 417           | 699           | 96                 |
| 10 Chichester                        | C        |  | 328          | 414           | 742           | 68                 |
| 11 Coventry                          | C        |  | 98           | 160           | 258           | 69                 |
| 12 Derby                             | C        |  | 69           | 132           | 201           | 25                 |
| 13 Durham                            | Y        |  | 166          | 267           | 433           | 39                 |
| 14 Ely                               | C        |  | 142          | 198           | 340           | 37                 |
| 15 Exeter                            | C        |  | 212          | 343           | 555           | 43                 |
| 16 Gloucester                        | C        |  | 102          | 222           | 324           | 32                 |
| 17 Guildford                         | C        |  | 206          | 302           | 508           | 39                 |
| 18 Hereford                          | C        |  | 108          | 112           | 220           | 30                 |
| 19 Leicester                         | C        |  | 131          | 181           | 312           | 26                 |
| 20 Lichfield                         | C        |  | 366          | 591           | 957           | 104                |
| 21 Lincoln                           | C        |  | 185          | 216           | 401           | 45                 |
| 22 Liverpool                         | Y        |  | 309          | 497           | 806           | 65                 |
| 23 London                            | C        |  | 630          | 934           | 1,564         | 177                |
| 24 Manchester                        | Y        |  | 382          | 576           | 958           | 77                 |
| 25 Newcastle                         | Y        |  | 72           | 97            | 169           | 22                 |
| 26 Norwich                           | C        |  | 98           | 158           | 256           | 37                 |
| 27 Oxford                            | C        |  | 638          | 712           | 1,350         | 110                |
| 28 Peterborough                      | C        |  | 179          | 244           | 423           | 26                 |
| 29 Portsmouth                        | C        |  | 74           | 96            | 170           | 11                 |
| 30 Ripon & Leeds                     | Y        |  | 186          | 283           | 469           | 53                 |
| 31 Rochester                         | C        |  | 204          | 321           | 525           | 57                 |
| 32 St. Albans                        | C        |  | 302          | 472           | 774           | 70                 |
| 33 St. Edms & Ipswich                | C        |  | 136          | 189           | 325           | 37                 |
| 34 Salisbury                         | C        |  | 184          | 400           | 584           | 27                 |
| 35 Sheffield                         | Y        |  | 131          | 210           | 341           | 32                 |
| 36 Sodor & Man                       | Y        |  | 10           | 20            | 30            | 7                  |
| 37 Southwark                         | C        |  | 347          | 669           | 1,016         | 74                 |
| 38 Southwell & Nottingham            | Y        |  | 135          | 248           | 383           | 27                 |
| 39 Truro                             | C        |  | 70           | 117           | 187           | 43                 |
| 40 Wakefield                         | Y        |  | 117          | 166           | 283           | 50                 |
| 41 Winchester                        | C        |  | 143          | 239           | 382           | 48                 |
| 42 Worcester                         | C        |  | 121          | 215           | 336           | 39                 |
| 43 York                              | Y        |  | 182          | 284           | 466           | 65                 |
| 44 Europe                            | C        |  | 110          | 146           | 256           | 35                 |
| <b>Totals Province of Canterbury</b> | <b>C</b> |  | <b>6,161</b> | <b>9,337</b>  | <b>15,498</b> | <b>1,537</b>       |
| <b>Totals Province of York</b>       | <b>Y</b> |  | <b>2,706</b> | <b>4,145</b>  | <b>6,851</b>  | <b>701</b>         |
| <b>Totals CHURCH OF ENGLAND</b>      |          |  | <b>8,867</b> | <b>13,482</b> | <b>22,349</b> | <b>2,238</b>       |

## Comparable figures for 2009:

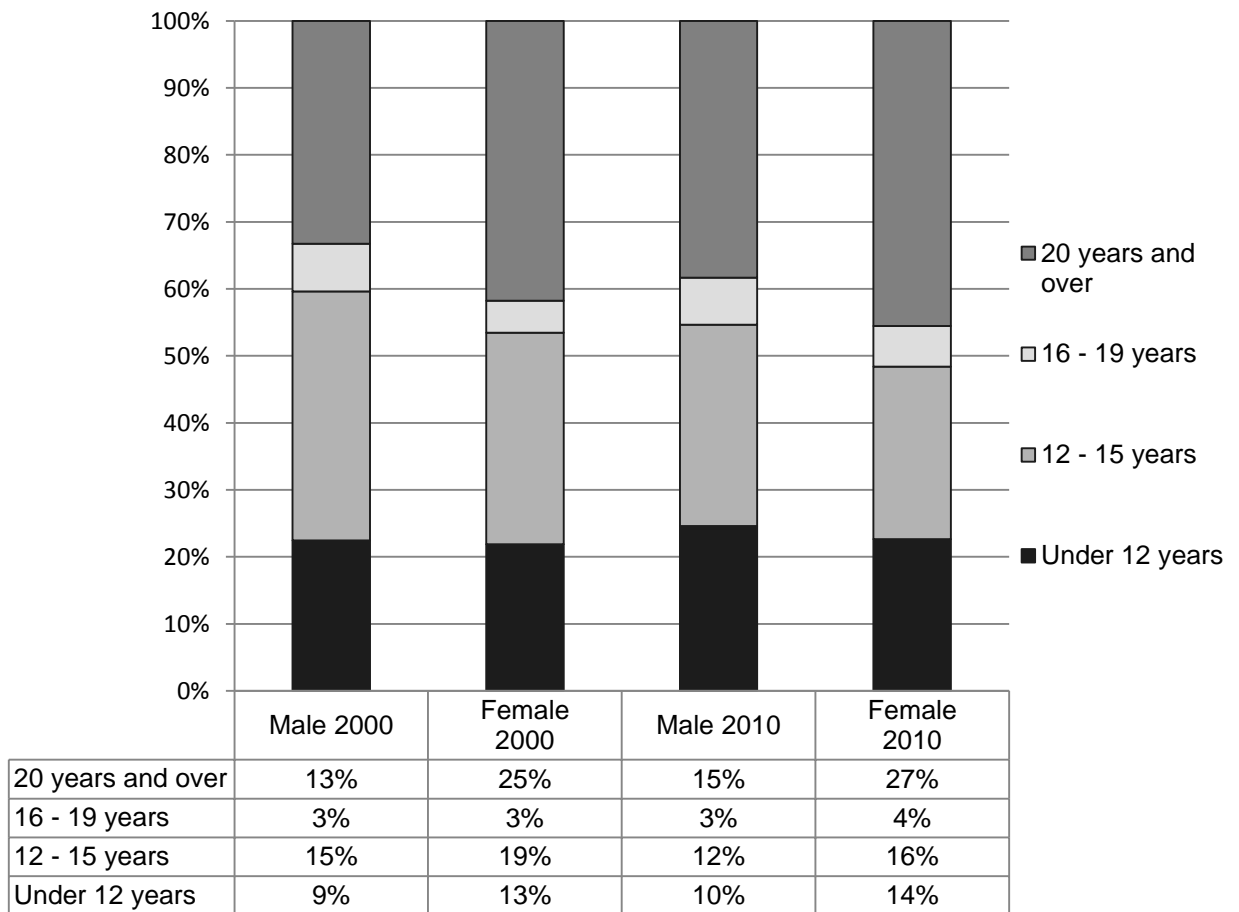
|                                      |          |              |               |               |              |
|--------------------------------------|----------|--------------|---------------|---------------|--------------|
| <b>Totals Province of Canterbury</b> | <b>C</b> | <b>6,719</b> | <b>10,662</b> | <b>17,381</b> | <b>1,943</b> |
| <b>Totals Province of York</b>       | <b>Y</b> | <b>3,080</b> | <b>4,567</b>  | <b>7,647</b>  | <b>765</b>   |
| <b>Totals CHURCH OF ENGLAND</b>      |          | <b>9,799</b> | <b>15,229</b> | <b>25,025</b> | <b>2,708</b> |

## Notes

Confirmations in the Armed Forces are not included



**Figure 4: Confirmations by age and gender 2000 and 2010**



# Table 9: Parochial marriages and funerals 2010

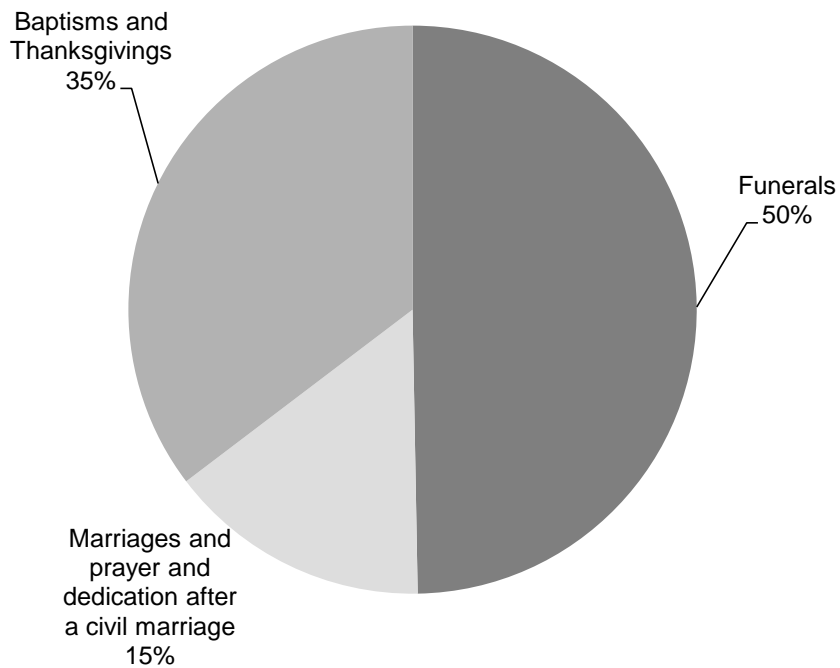
Provinces of Canterbury and York (including Europe and Cathedrals)

| Diocese                             |          | Marriages     |  |               | Funerals       |                                |                | Number of deaths <sup>1</sup> | Per cent with C-of-E funeral |
|-------------------------------------|----------|---------------|--|---------------|----------------|--------------------------------|----------------|-------------------------------|------------------------------|
|                                     |          | Marriages     | Prayer and dedication after a civil marriage | Total         | Held in church | Held in crematoria/ cemeteries | Total          |                               |                              |
| 1 Bath & Wells                      | C        | 1,490         | 90   | 1,580         | 2,380          | 1,620                          | 4,000          | 9,500                         | 42%                          |
| 2 Birmingham                        | C        | 1,000         | 30   | 1,040         | 1,280          | 2,880                          | 4,160          | 12,200                        | 34%                          |
| 3 Blackburn                         | Y        | 1,090         | 60   | 1,150         | 2,320          | 1,870                          | 4,190          | 13,200                        | 32%                          |
| 4 Bradford                          | Y        | 670           | 30   | 690           | 810            | 790                            | 1,600          | 6,000                         | 27%                          |
| 5 Bristol                           | C        | 890           | 40   | 930           | 1,070          | 1,240                          | 2,310          | 7,500                         | 31%                          |
| 6 Canterbury                        | C        | 1,240         | 130  | 1,370         | 1,340          | 2,320                          | 3,660          | 9,000                         | 41%                          |
| 7 Carlisle                          | Y        | 780           | 50   | 830           | 1,730          | 980                            | 2,710          | 5,400                         | 50%                          |
| 8 Chelmsford                        | C        | 2,700         | 120  | 2,820         | 2,870          | 4,180                          | 7,050          | 23,900                        | 29%                          |
| 9 Chester                           | Y        | 1,640         | 50   | 1,690         | 3,550          | 2,750                          | 6,300          | 15,400                        | 41%                          |
| 10 Chichester                       | C        | 1,850         | 170  | 2,020         | 2,220          | 2,950                          | 5,170          | 17,000                        | 30%                          |
| 11 Coventry                         | C        | 920           | 50   | 980           | 1,600          | 950                            | 2,550          | 7,000                         | 36%                          |
| 12 Derby                            | C        | 1,110         | 80   | 1,190         | 2,510          | 1,650                          | 4,170          | 9,600                         | 44%                          |
| 13 Durham                           | Y        | 1,230         | 80   | 1,310         | 3,630          | 2,380                          | 6,010          | 14,700                        | 41%                          |
| 14 Ely                              | C        | 1,110         | 240  | 1,350         | 1,660          | 1,060                          | 2,720          | 5,800                         | 47%                          |
| 15 Exeter                           | C        | 1,570         | 140  | 1,710         | 2,870          | 1,640                          | 4,520          | 12,100                        | 37%                          |
| 16 Gloucester                       | C        | 1,140         | 80   | 1,220         | 1,720          | 1,320                          | 3,040          | 5,800                         | 53%                          |
| 17 Guildford                        | C        | 1,210         | 70   | 1,290         | 1,300          | 1,800                          | 3,100          | 8,100                         | 38%                          |
| 18 Hereford                         | C        | 660           | 40   | 700           | 1,450          | 660                            | 2,110          | 3,200                         | 67%                          |
| 19 Leicester                        | C        | 1,010         | 60   | 1,070         | 1,580          | 1,070                          | 2,650          | 8,200                         | 32%                          |
| 20 Lichfield                        | C        | 2,240         | 110  | 2,340         | 5,230          | 3,960                          | 9,190          | 19,500                        | 47%                          |
| 21 Lincoln                          | C        | 1,520         | 90   | 1,610         | 2,510          | 2,030                          | 4,540          | 10,400                        | 44%                          |
| 22 Liverpool                        | Y        | 1,040         | 60   | 1,100         | 3,460          | 1,960                          | 5,420          | 15,400                        | 35%                          |
| 23 London                           | C        | 1,590         | 160  | 1,750         | 1,430          | 2,190                          | 3,610          | 22,200                        | 16%                          |
| 24 Manchester                       | Y        | 1,210         | 60   | 1,270         | 2,320          | 2,430                          | 4,750          | 18,100                        | 26%                          |
| 25 Newcastle                        | Y        | 710           | 50   | 760           | 1,330          | 1,490                          | 2,820          | 8,000                         | 35%                          |
| 26 Norwich                          | C        | 1,230         | 80   | 1,310         | 2,390          | 2,340                          | 4,730          | 9,200                         | 51%                          |
| 27 Oxford                           | C        | 2,830         | 180  | 3,020         | 3,380          | 3,190                          | 6,570          | 16,300                        | 40%                          |
| 28 Peterborough                     | C        | 1,070         | 70   | 1,150         | 1,480          | 830                            | 2,320          | 7,100                         | 33%                          |
| 29 Portsmouth                       | C        | 930           | 70   | 1,000         | 1,170          | 1,450                          | 2,620          | 7,300                         | 36%                          |
| 30 Ripon & Leeds                    | Y        | 820           | 50   | 880           | 1,330          | 920                            | 2,250          | 7,200                         | 31%                          |
| 31 Rochester                        | C        | 1,160         | 80   | 1,240         | 1,390          | 3,480                          | 4,870          | 10,400                        | 47%                          |
| 32 St. Albans                       | C        | 1,680         | 110  | 1,790         | 2,570          | 2,730                          | 5,300          | 14,100                        | 38%                          |
| 33 St. Edms & Ipswich               | C        | 990           | 60   | 1,050         | 1,870          | 1,110                          | 2,980          | 6,200                         | 48%                          |
| 34 Salisbury                        | C        | 1,490         | 120  | 1,600         | 2,280          | 1,720                          | 4,000          | 9,300                         | 43%                          |
| 35 Sheffield                        | Y        | 1,090         | 70   | 1,160         | 2,390          | 2,510                          | 4,900          | 11,500                        | 42%                          |
| 36 Sodor & Man                      | Y        | 120           | 20   | 140           | 270            | 230                            | 510            | 800                           | 62%                          |
| 37 Southwark                        | C        | 1,720         | 90   | 1,810         | 1,110          | 2,890                          | 4,010          | 16,500                        | 24%                          |
| 38 Southwell & Nottingham           | Y        | 1,220         | 60   | 1,290         | 2,260          | 1,930                          | 4,190          | 10,000                        | 42%                          |
| 39 Truro                            | C        | 1,010         | 110  | 1,120         | 1,560          | 790                            | 2,350          | 5,700                         | 41%                          |
| 40 Wakefield                        | Y        | 960           | 60   | 1,020         | 2,010          | 1,820                          | 3,830          | 10,500                        | 36%                          |
| 41 Winchester                       | C        | 1,980         | 120  | 2,100         | 2,270          | 1,750                          | 4,020          | 11,800                        | 34%                          |
| 42 Worcester                        | C        | 1,090         | 50   | 1,150         | 1,840          | 1,580                          | 3,420          | 8,300                         | 41%                          |
| 43 York                             | Y        | 1,580         | 70   | 1,650         | 2,930          | 2,380                          | 5,300          | 13,800                        | 38%                          |
| 44 Europe                           | C        | 90            | 390  | 490           | 230            | 660                            | 890            |                               |                              |
| <b>Total Province of Canterbury</b> | <b>C</b> | <b>40,550</b> | <b>3,230</b>                                 | <b>43,780</b> | <b>58,570</b>  | <b>58,060</b>                  | <b>116,640</b> | <b>313,100</b>                | <b>37%</b>                   |
| <b>Totals Province of York</b>      | <b>Y</b> | <b>14,160</b> | <b>790</b>                                   | <b>14,950</b> | <b>30,340</b>  | <b>24,440</b>                  | <b>54,780</b>  | <b>150,100</b>                | <b>37%</b>                   |
| <b>Totals CHURCH OF ENGLAND</b>     |          | <b>54,710</b> | <b>4,020</b>                                 | <b>58,730</b> | <b>88,910</b>  | <b>82,510</b>                  | <b>171,420</b> | <b>463,100</b>                | <b>37%</b>                   |
| <b>Comparable figures for 2009</b>  |          |               |  |               |                |                                |                |                               |                              |
| <b>Total Province of Canterbury</b> | <b>C</b> | <b>38,930</b> | <b>3,120</b>                                 | <b>42,050</b> | <b>60,270</b>  | <b>61,070</b>                  | <b>121,340</b> | <b>311,300</b>                | <b>39%</b>                   |
| <b>Totals Province of York</b>      | <b>Y</b> | <b>13,800</b> | <b>820</b>                                   | <b>14,630</b> | <b>30,780</b>  | <b>24,540</b>                  | <b>55,320</b>  | <b>150,200</b>                | <b>37%</b>                   |
| <b>Totals CHURCH OF ENGLAND</b>     |          | <b>52,730</b> | <b>3,940</b>                                 | <b>56,680</b> | <b>91,060</b>  | <b>85,610</b>                  | <b>176,660</b> | <b>461,500</b>                | <b>38%</b>                   |

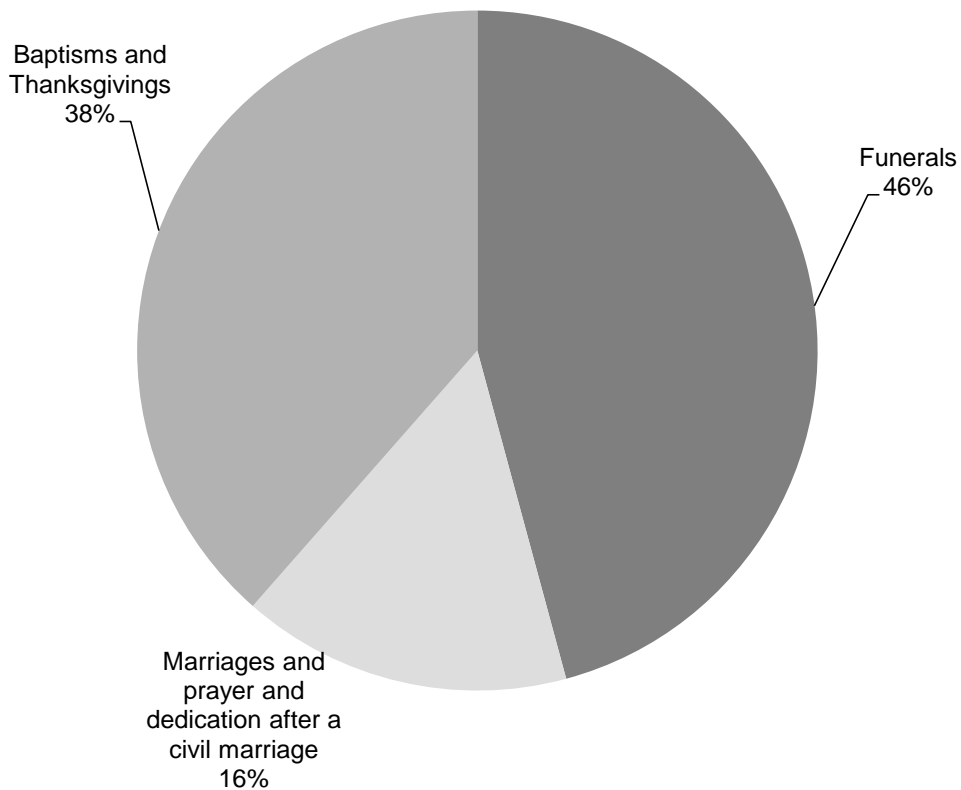
<sup>1</sup> The number of deaths are estimates based on statistics obtained from the Office for National Statistics (ONS)

**Figure 5: Parochial occasional offices 2005 and 2010**

**2005 (416,900)**



**2010 (374,300)**



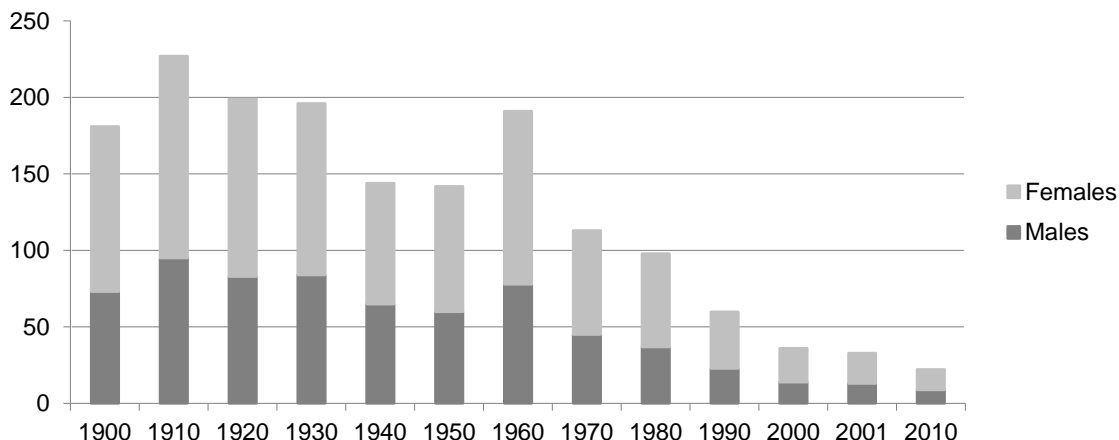
**Table 10: Parochial confirmations, Electoral Rolls, usual Sunday attendances and funerals comparisons 1900 to 2010**

Excluding Europe (except where indicated "E")

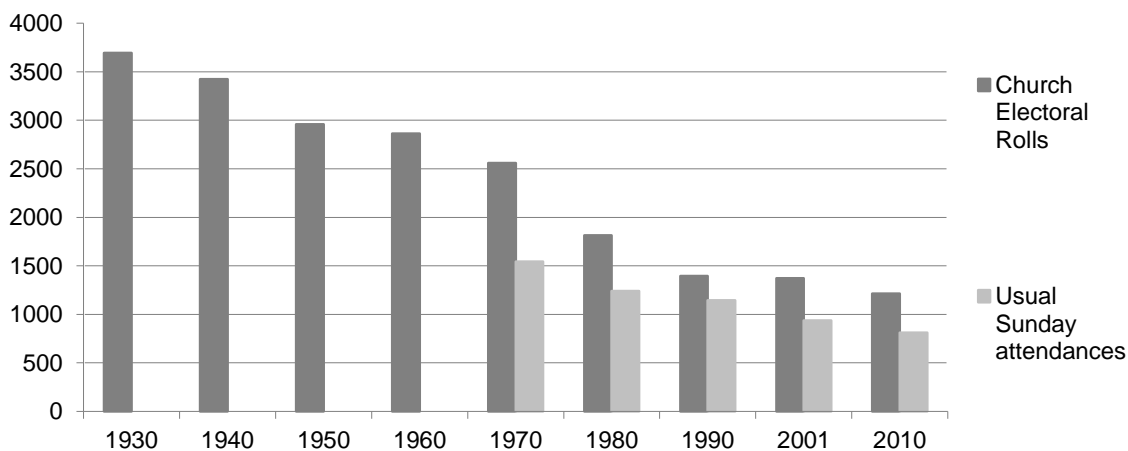
| Year   | Confirmations |        |        | Church Electoral Rolls <sup>1,2</sup> | Usual Sunday attendances (all services) |        |        | Funerals | Deaths <sup>3</sup> | Per cent with C-of-E funeral |
|--------|---------------|--------|--------|---------------------------------------|---|--------|--------|----------|---------------------|------------------------------|
|        | Male          | Female | Total  |                                       | Children and Young People               | Adults | Total  |          |                     |                              |
|        | (000s)        | (000s) | (000s) |                                       | (000s)                                  | (000s) | (000s) |          | (000s)              |                              |
| 1900   | 73            | 108    | 181    | -                                     | -                                       | -      | -      | -        | -                   | -                            |
| 1910   | 95            | 132    | 227    | -                                     | -                                       | -      | -      | -        | -                   | -                            |
| 1920   | 83            | 116    | 199    | -                                     | -                                       | -      | -      | -        | -                   | -                            |
| 1930   | 84            | 112    | 196    | 3,693                                 | -                                       | -      | -      | -        | -                   | -                            |
| 1940   | 65            | 79     | 144    | 3,423                                 | -                                       | -      | -      | -        | -                   | -                            |
| 1950   | 60            | 82     | 142    | 2,959                                 | -                                       | -      | -      | -        | -                   | -                            |
| 1960   | 78            | 113    | 191    | 2,862                                 | -                                       | -      | -      | -        | -                   | -                            |
| 1970   | 45            | 68     | 113    | 2,559                                 | -                                       | -      | 1,542  | -        | -                   | -                            |
| 1978   | -             | -      | -      | 1,761 R                               | -                                       | -      | 1,243  | -        | -                   | -                            |
| 1980   | 37            | 61     | 98     | 1,815                                 | -                                       | -      | 1,240  | -        | -                   | -                            |
| 1984   | -             | -      | -      | 1,495 R                               | -                                       | -      | 1,182  | -        | -                   | -                            |
| 1986   | -             | -      | -      | 1,583                                 | 252                                     | 914    | 1,166  | -        | -                   | -                            |
| 1990   | 23            | 37     | 60     | 1,396                                 | 226                                     | 917    | 1,143  | -        | -                   | -                            |
| 1991   | 21            | 34     | 55     | 1,437                                 | 223                                     | 914    | 1,137  | -        | -                   | -                            |
| 1992   | 22            | 36     | 58     | 1,459                                 | 220                                     | 903    | 1,123  | -        | -                   | -                            |
| 1993   | 20            | 32     | 52     | 1,474                                 | 206                                     | 883    | 1,089  | -        | -                   | -                            |
| 1994   | 18            | 30     | 48     | 1,479                                 | 201                                     | 880    | 1,081  | -        | -                   | -                            |
| 1995   | 17            | 27     | 44     | 1,468                                 | 192                                     | 854    | 1,046  | -        | -                   | -                            |
| 1996   | 17            | 26     | 43     | 1,291 R                               | 184                                     | 832    | 1,016  | -        | -                   | -                            |
| 1997 E | 16            | 25     | 41     | 1,325                                 | 179                                     | 817    | 996    | -        | -                   | -                            |
| 1998 E | 16            | 24     | 40     | 1,347                                 | 174                                     | 803    | 977    | -        | -                   | -                            |
| 1999 E | 14            | 23     | 37     | 1,357                                 | 170                                     | 799    | 969    | -        | -                   | -                            |
| 2000 E | 14            | 22     | 36     | 1,377                                 | -                                       | -      | -      | 233      | 501                 | 46%                          |
| 2001 E | 13            | 20     | 33     | 1,372                                 | 157                                     | 781    | 938    | 228      | 496                 | 46%                          |
| 2002 E | 13            | 20     | 33     | 1,210 R                               | 151                                     | 768    | 919    | 225      | 499                 | 45%                          |
| 2003 E | 13            | 19     | 32     | 1,235                                 | 145                                     | 757    | 901    | 227      | 503                 | 45%                          |
| 2004 E | 12            | 18     | 30     | 1,254                                 | 143                                     | 760    | 903    | 213      | 482                 | 44%                          |
| 2005 E | 12            | 18     | 30     | 1,269                                 | 137                                     | 743    | 880    | 207      | 482                 | 43%                          |
| 2006 E | 12            | 18     | 29     | 1,266                                 | 133                                     | 737    | 871    | 199      | 473                 | 42%                          |
| 2007 E | 11            | 17     | 28     | 1,173 R                               | 132                                     | 736    | 868    | 194      | 473                 | 41%                          |
| 2008 E | 11            | 16     | 27     | 1,179                                 | 127                                     | 718    | 845    | 188      | 478                 | 39%                          |
| 2009 E | 10            | 15     | 25     | 1,197                                 | 122                                     | 704    | 826    | 177      | 466                 | 38%                          |
| 2010 E | 9             | 13     | 22     | 1,214                                 | 119                                     | 693    | 812    | 171      | 463                 | 37%                          |

- 1 Since 1972 new Electoral Rolls have been prepared usually every 6 years. Such years are marked with an "R"
- 2 Before 1957 the minmum age for inclusion on the Electoral Roll was 18. From 1957-1980 the age was lowered to 17 after which it was reduced again to 16. Electoral Roll figures for 1982 and previous years include some cathedral Rolls. These have been excluded from the figures for later years.
- 3 The number of deaths are estimates from Population Trends, Office for National Statistics

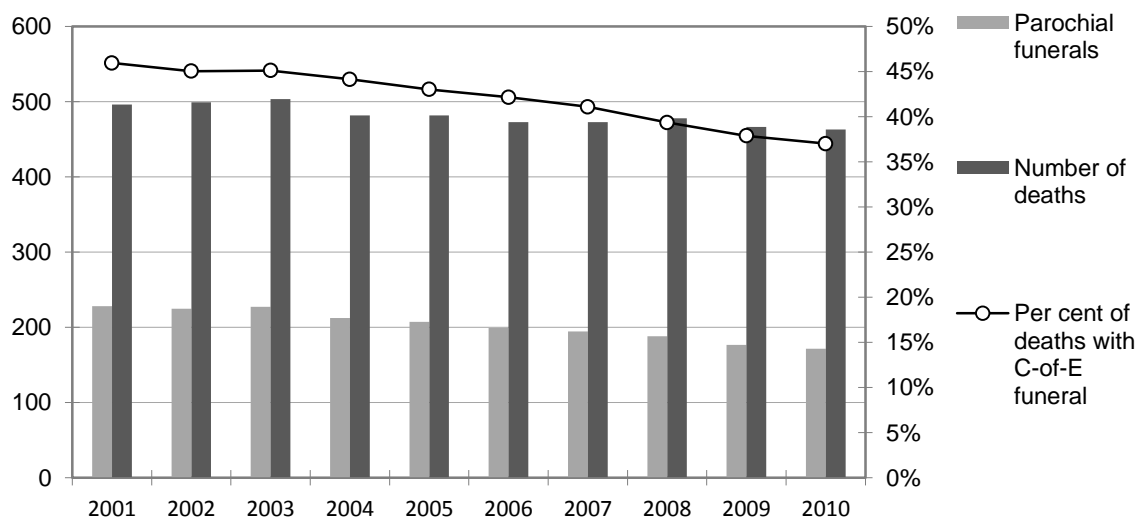
**Figure 6: Confirmations 1900 to 2010**



**Figure 7: Electoral Rolls and usual Sunday attendances comparisons 1930 to 2010**



**Figure 8: Funerals comparisons 2001 to 2010**



**Table 11: Parochial Easter and Christmas comparisons 1922 to 2010**

Including Cathedrals and their daughter churches.

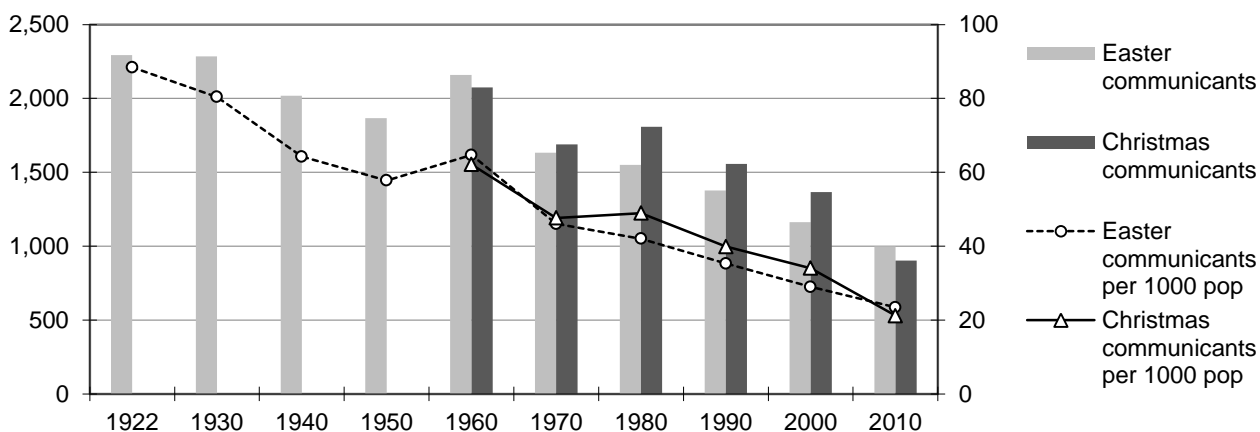
| Year | Adult <sup>2</sup><br>population <sup>1</sup> | Easter Day <sup>3</sup> |              |   | Christmas Day/Eve |              |   |
|------|---|-------------------------|--------------|---|-------------------|--------------|---|
|      |   | attendance              | communicants | communicant<br>rates per 1,000<br>adult pop | attendance        | communicants | communicant<br>rates per 1,000<br>adult pop |
|      | (000s)  | (000s)                  | (000s)       |   | (000s)            | (000s)       |   |
| 1922 | 25,951  | -                       | 2,294        | 88  | -                 | -            | -   |
| 1930 | 28,418  | -                       | 2,285        | 80  | -                 | -            | -   |
| 1940 | 31,418  | -                       | 2,018        | 64  | -                 | -            | -   |
| 1950 | 32,319  | -                       | 1,867        | 58  | -                 | -            | -   |
| 1960 | 33,395  | -                       | 2,159        | 65  | -                 | 2,074        | 62  |
| 1970 | 35,450  | -                       | 1,632        | 46  | -                 | 1,689        | 48  |
| 1980 | 36,924  | -                       | 1,551        | 42  | -                 | 1,807        | 49  |
| 1990 | 39,002  | -                       | 1,376        | 35  | -                 | 1,556        | 40  |
| 1992 | 39,289  | -                       | 1,350        | 34  | -                 | 1,483        | 38  |
| 1993 | 39,414  | -                       | 1,317        | 33  | -                 | 1,481        | 38  |
| 1994 | 39,557  | -                       | 1,300        | 33  | -                 | 1,488        | 38  |
| 1995 | 39,657  | -                       | 1,265        | 32  | -                 | 1,393        | 35  |
| 1996 | 39,836  | -                       | 1,236        | 31  | -                 | 1,344        | 34  |
| 1997 | 40,013  | -                       | 1,172        | 29  | -                 | 1,344        | 34  |
| 1998 | 40,554  | -                       | 1,193        | 29  | -                 | 1,308        | 32  |
| 1999 | 39,852  | -                       | 1,180        | 30  | -                 | 1,225        | 31  |
| 2000 | 40,145  | 1,626                   | 1,163        | 29  | 2,852             | 1,366        | 34  |
| 2001 | 39,475  | 1,593                   | 1,135        | 29  | 2,608             | 1,228        | 31  |
| 2002 | 39,927  | 1,473                   | 1,061        | 27  | 2,607             | 1,218        | 31  |
| 2003 | 40,246  | 1,504                   | 1,078        | 27  | 2,653             | 1,200        | 30  |
| 2004 | 40,537  | 1,513                   | 1,095        | 27  | 2,629             | 1,165        | 29  |
| 2005 | 40,913  | 1,418                   | 1,019        | 25  | 2,786             | 1,208        | 30  |
| 2006 | 41,290  | 1,485                   | 1,072        | 26  | 2,994             | 1,258        | 30  |
| 2007 | 41,436  | 1,469                   | 1,065        | 26  | 2,657             | 1,110        | 27  |
| 2008 | 41,975  | 1,416                   | 1,016        | 24  | 2,647             | 1,080        | 26  |
| 2009 | 41,985  | 1,411                   | 1,020        | 24  | 2,421             | 961          | 23  |
| 2010 | 42,680  | 1,395                   | 999          | 23  | 2,298             | 903          | 21  |

1 Population figures in these tables are derived from information provided by the Office for National Statistics.

Other statistics have been obtained from parochial returns and diocesan sources.

2 Aged 15 or over up until 1998, aged 16 or over from 1999 onwards.

3 Easter Day includes vigil services on Easter Eve.

**Figure 9: Easter and Christmas communicants 1922 to 2010**

**Table 12: Parochial baptisms and thanksgivings comparisons  
1900 to 2010**

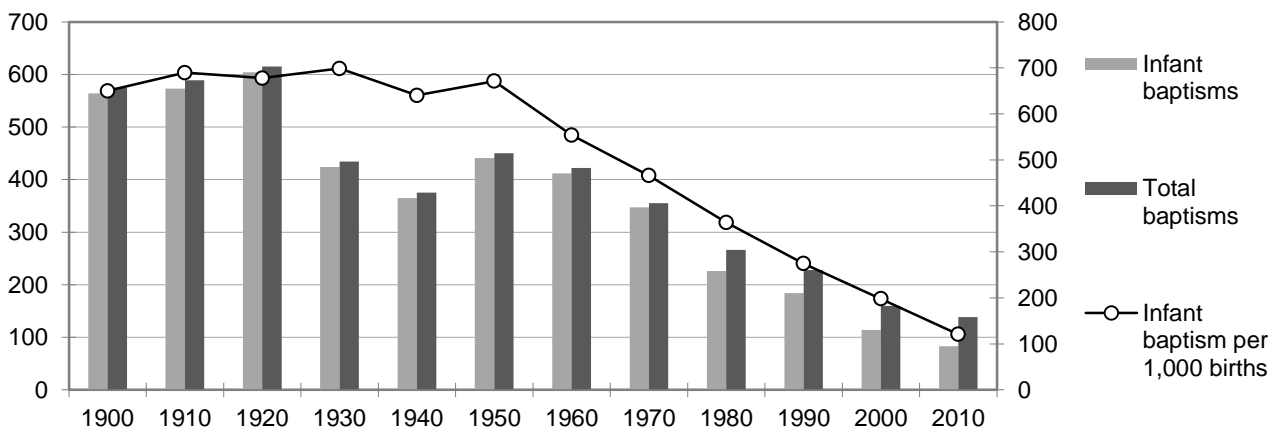
| Year | Live births<br>(000s) | Baptisms                                      |                                       |                                       |                             |                          | Thanksgivings     |                 |                               |
|------|-----------------------|---|---------------------------------------|---------------------------------------|-----------------------------|--------------------------|-------------------|-----------------|-------------------------------|
|      |                       | Infants under one year <sup>1</sup><br>(000s) | Infant baptisms per 1,000 live births | Children aged 1 to 12 years<br>(000s) | All other persons<br>(000s) | Total Baptisms<br>(000s) | Infants<br>(000s) | Child<br>(000s) | Total Thanksgivings<br>(000s) |
| 1900 | 868                   | 564   | 650                                   | -                                     | -                           | 575                      | -                 | -               | -                             |
| 1910 | 831                   | 573   | 690                                   | -                                     | -                           | 589                      | -                 | -               | -                             |
| 1920 | 891                   | 604   | 678                                   | -                                     | -                           | 615                      | -                 | -               | -                             |
| 1930 | 607                   | 424   | 699                                   | -                                     | -                           | 434                      | -                 | -               | -                             |
| 1940 | 570                   | 365   | 640                                   | -                                     | -                           | 375                      | -                 | -               | -                             |
| 1950 | 657                   | 441   | 671                                   | -                                     | -                           | 450                      | -                 | -               | -                             |
| 1960 | 744                   | 412   | 554                                   | -                                     | -                           | 422                      | -                 | -               | -                             |
| 1970 | 745                   | 347   | 466                                   | -                                     | -                           | 355                      | -                 | -               | -                             |
| 1980 | 621                   | 226   | 364                                   | -                                     | -                           | 266                      | -                 | -               | -                             |
| 1991 | 661                   | 180   | 272                                   | 36                                    | 9                           | 225                      | -                 | -               | -                             |
| 1992 | 655                   | 170   | 260                                   | 37                                    | 9                           | 216                      | -                 | -               | -                             |
| 1993 | 639                   | 160   | 250                                   | 37                                    | 8                           | 205                      | -                 | -               | -                             |
| 1994 | 632                   | 157   | 248                                   | 38                                    | 8                           | 203                      | -                 | -               | -                             |
| 1995 | 616                   | 148   | 240                                   | 38                                    | 8                           | 194                      | -                 | -               | -                             |
| 1996 | 617                   | 141   | 229                                   | 39                                    | 8                           | 188                      | -                 | -               | -                             |
| 1997 | 610                   | 139   | 228                                   | 40                                    | 8                           | 187                      | -                 | -               | -                             |
| 1998 | 610                   | 129   | 211                                   | 39                                    | 8                           | 176                      | -                 | -               | -                             |
| 1999 | 592                   | 126   | 213                                   | 43                                    | 10                          | 179                      | -                 | -               | -                             |
| 2000 | 576                   | 114   | 198                                   | 38                                    | 8                           | 160                      | 6                 | 1               | 7                             |
| 2001 | 566                   | 107   | 189                                   | 38                                    | 8                           | 153                      | 5                 | 2               | 7                             |
| 2002 | 569                   | 103   | 181                                   | 40                                    | 8                           | 151                      | 5                 | 2               | 7                             |
| 2003 | 592                   | 99  | 167                                   | 37                                    | 8                           | 144                      | 5                 | 2               | 7                             |
| 2004 | 610                   | 97  | 159                                   | 38                                    | 9                           | 144                      | 6                 | 2               | 8                             |
| 2005 | 616                   | 93  | 151                                   | 39                                    | 9                           | 141                      | 5                 | 2               | 7                             |
| 2006 | 638                   | 91  | 142                                   | 38                                    | 9                           | 138                      | 5                 | 1               | 6                             |
| 2007 | 658                   | 88  | 134                                   | 40                                    | 10                          | 139                      | 5                 | 2               | 6                             |
| 2008 | 676                   | 86  | 128                                   | 42                                    | 10                          | 139                      | 4                 | 2               | 6                             |
| 2009 | 679                   | 84  | 123                                   | 43                                    | 11                          | 138                      | 4                 | 2               | 6                             |
| 2010 | 690                   | 83  | 121                                   | 44                                    | 11                          | 138                      | 4                 | 2               | 6                             |

1 The infant baptism figures for 1980 and later years are not directly comparable with those of previous years, because from 1978 the returns have specified infant baptisms as those under one year of age in order to relate more realistically to live births.

**Notes**

Figures have been rounded and as a result the total may not add up.

**Figure 10: Baptisms comparisons 1900 to 2010**



**Table 13: Total marriages in England and Wales 1982 to 2010**

Excluding Isle of Man, Channel Islands

| Year              | Church of England and Wales (C of E/W) | All Christian | All religious ceremonies | All marriages | Percentage of all marriages that are Christian | Percentage of all marriages that are C of E/W | Percentage of all religious ceremonies that are C of E/W |
|-------------------|--|---------------|--------------------------|---------------|--|---|--|
| 1982              | 116,978                                | 175,647       | 177,077                  | 342,166       | 51   | 34  | 66   |
| 1985              | 116,378                                | 175,523       | 177,364                  | 346,389       | 51   | 34  | 66   |
| 1990              | 115,328                                | 172,382       | 174,275                  | 331,150       | 52   | 35  | 66   |
| 1995              | 83,685                                 | 125,488       | 127,522                  | 283,012       | 44   | 30  | 66   |
| 1996              | 75,147                                 | 112,741       | 114,817                  | 278,975       | 40   | 27  | 65   |
| 1997              | 70,310                                 | 104,646       | 107,020                  | 272,536       | 38   | 26  | 66   |
| 1998              | 69,494                                 | 101,855       | 104,231                  | 267,303       | 38   | 26  | 67   |
| 1999              | 67,219                                 | 98,308        | 100,836                  | 263,515       | 37   | 26  | 67   |
| 2000              | 65,536                                 | 94,599        | 97,161                   | 267,961       | 35   | 24  | 67   |
| 2001              | 60,878                                 | 86,606        | 88,989                   | 249,227       | 35   | 24  | 68   |
| 2002              | 58,980                                 | 83,868        | 86,386                   | 255,596       | 33   | 23  | 68   |
| 2003              | 60,385                                 | 84,431        | 86,985                   | 270,109       | 31   | 22  | 69   |
| 2004              | 62,006                                 | 85,434        | 88,156                   | 273,069       | 31   | 23  | 70   |
| 2005              | 61,155                                 | 83,069        | 85,636                   | 247,805       | 34   | 25  | 71   |
| 2006              | 57,963                                 | 78,475        | 81,104                   | 239,454       | 33   | 24  | 71   |
| 2007              | 57,101                                 | 76,356        | 79,169                   | 235,367       | 32   | 24  | 72   |
| 2008              | 57,057                                 | 75,711        | 78,498                   | 235,794       | 32   | 24  | 73   |
| 2009 <sup>2</sup> | 56,236                                 | 73,635        | 76,493                   | 232,443       | 32   | 24  | 74   |
| 2010 <sup>2</sup> | 56,670                                 | 74,020        | 76,770                   | 241,100       | 31   | 24  | 74   |

**Table 14: First marriages<sup>1</sup> in England and Wales 1982 to 2010**

Excluding Isle of Man, Channel Islands

| Year              | All marriages | All first marriages | Percentage of all marriages that are first marriages | Church of England / Church in Wales first marriages | Percentage of all first marriages that are C of E/W | All religious first marriages | Percentage of all first marriages that are religious first marriages |
|-------------------|---------------|---------------------|--|---|---|-------------------------------|--|
| 1982              | 342,166       | 220,427             | 64   | 112,522   | 51  | 152,639                       | 69   |
| 1985              | 346,389       | 221,927             | 64   | 110,749   | 50  | 151,803                       | 68   |
| 1990              | 331,150       | 209,043             | 63   | 106,597   | 51  | 143,824                       | 69   |
| 1995              | 283,012       | 166,418             | 59   | 74,509  | 45  | 101,293                       | 61   |
| 1996              | 278,975       | 160,680             | 58   | 66,553  | 41  | 91,463                        | 57   |
| 1997              | 272,536       | 156,907             | 58   | 62,109  | 40  | 85,678                        | 55   |
| 1998              | 267,303       | 156,539             | 59   | 61,194  | 39  | 83,863                        | 54   |
| 1999              | 263,515       | 155,027             | 59   | 58,530  | 38  | 80,783                        | 52   |
| 2000              | 267,961       | 156,140             | 58   | 56,137  | 36  | 76,983                        | 49   |
| 2001              | 249,227       | 148,642             | 60   | 52,313  | 35  | 71,594                        | 48   |
| 2002              | 255,596       | 151,014             | 59   | 49,649  | 33  | 68,450                        | 45   |
| 2003              | 270,109       | 160,283             | 59   | 49,522  | 31  | 68,197                        | 43   |
| 2004              | 273,069       | 163,007             | 60   | 49,578  | 30  | 68,197                        | 42   |
| 2005              | 247,805       | 148,405             | 60   | 50,211  | 34  | 67,463                        | 45   |
| 2006              | 239,454       | 145,995             | 61   | 47,537  | 33  | 64,707                        | 44   |
| 2007              | 235,367       | 146,220             | 62   | 47,010  | 32  | 63,870                        | 44   |
| 2008              | 235,794       | 149,204             | 63   | 47,259  | 32  | 63,881                        | 43   |
| 2009 <sup>2</sup> | 232,443       | 151,392             | 65   | 46,719  | 31  | 62,651                        | 41   |
| 2010 <sup>2</sup> | 241,100       | 158,980             | 66   | -   | -   | 63,000                        | 40   |

<sup>1</sup> First marriage = marriages between single people<sup>2</sup> The 2009 figures replace the provisional figures in *Church Statistics 2009/10*. 2010 figures are provisional.

## Notes

Contains public sector information licensed under the Open Government Licence v1.0

<http://www.nationalarchives.gov.uk/doc/open-government-licence/>



Figure 11: Marriages comparisons 1982 to 2010

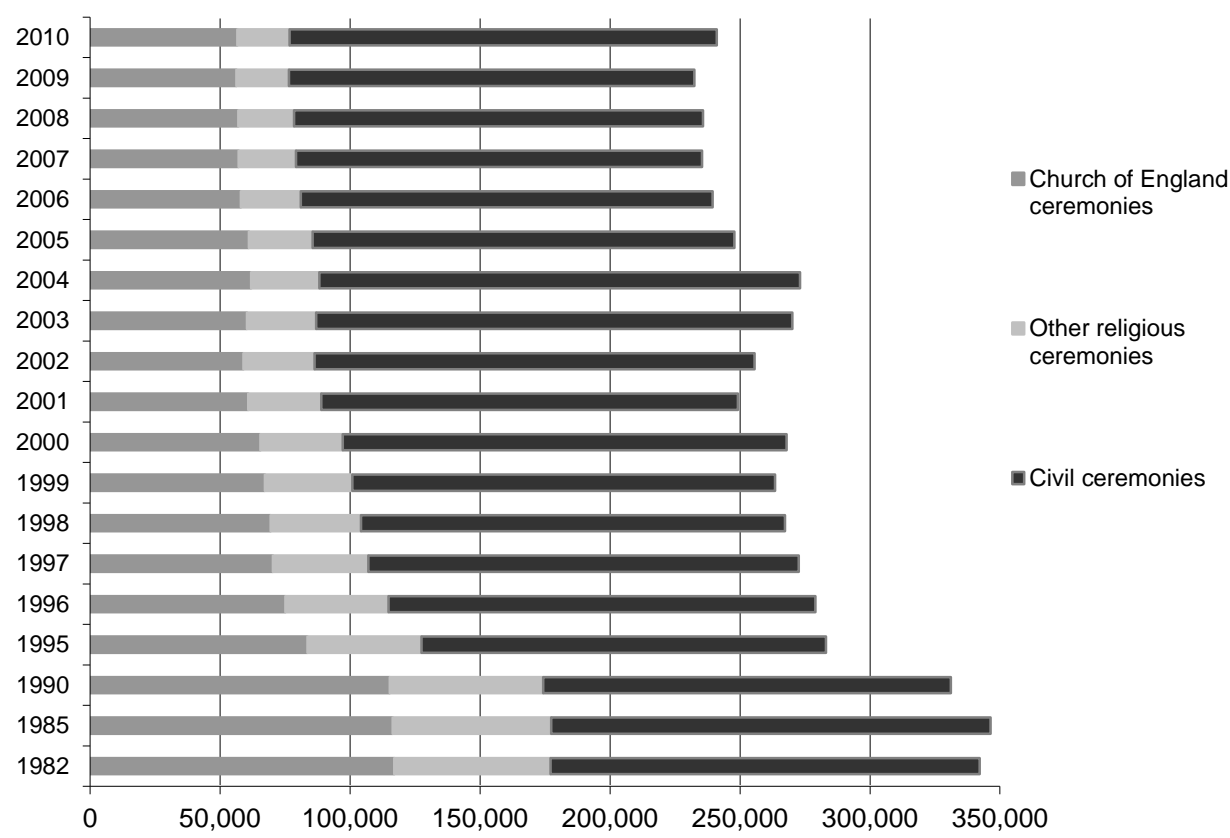
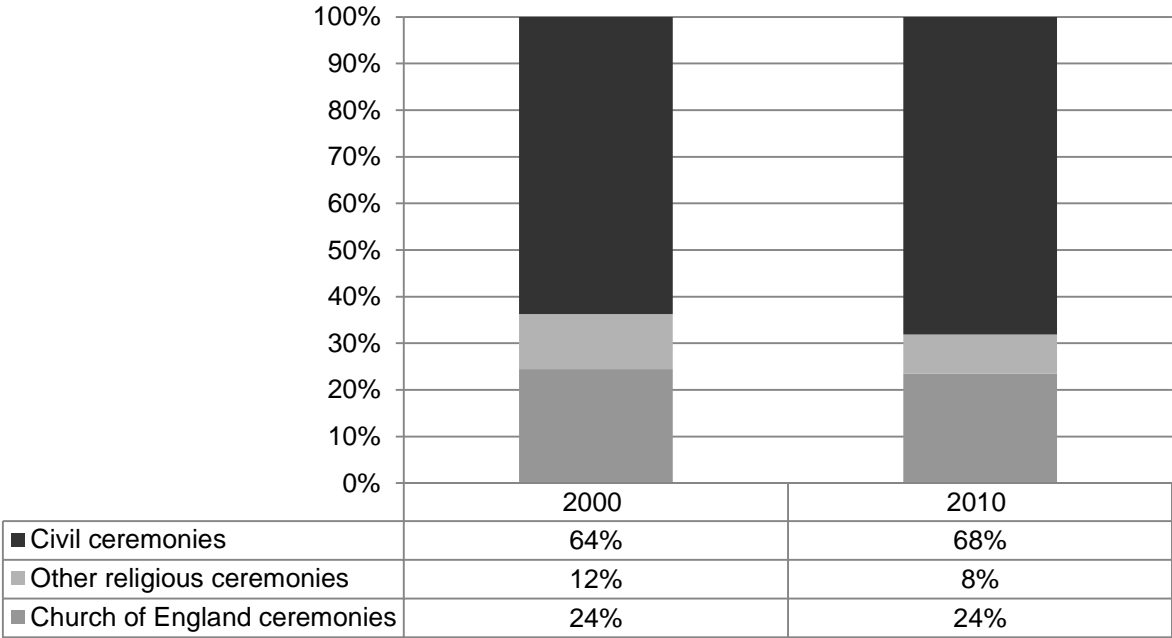


Figure 12: Proportion of marriages that are Church of England, other religious ceremonies and civil ceremonies 2000 and 2010



# Fresh Expressions 2010

Fresh expressions can be described as reaching out to the un-churched and de-churched in communities by creating new congregations that embrace people and their culture. "An authentic fresh expression will start by listening to those whom it is called to serve outside church." Further information can be found here:  
<http://www.freshexpressions.org.uk>

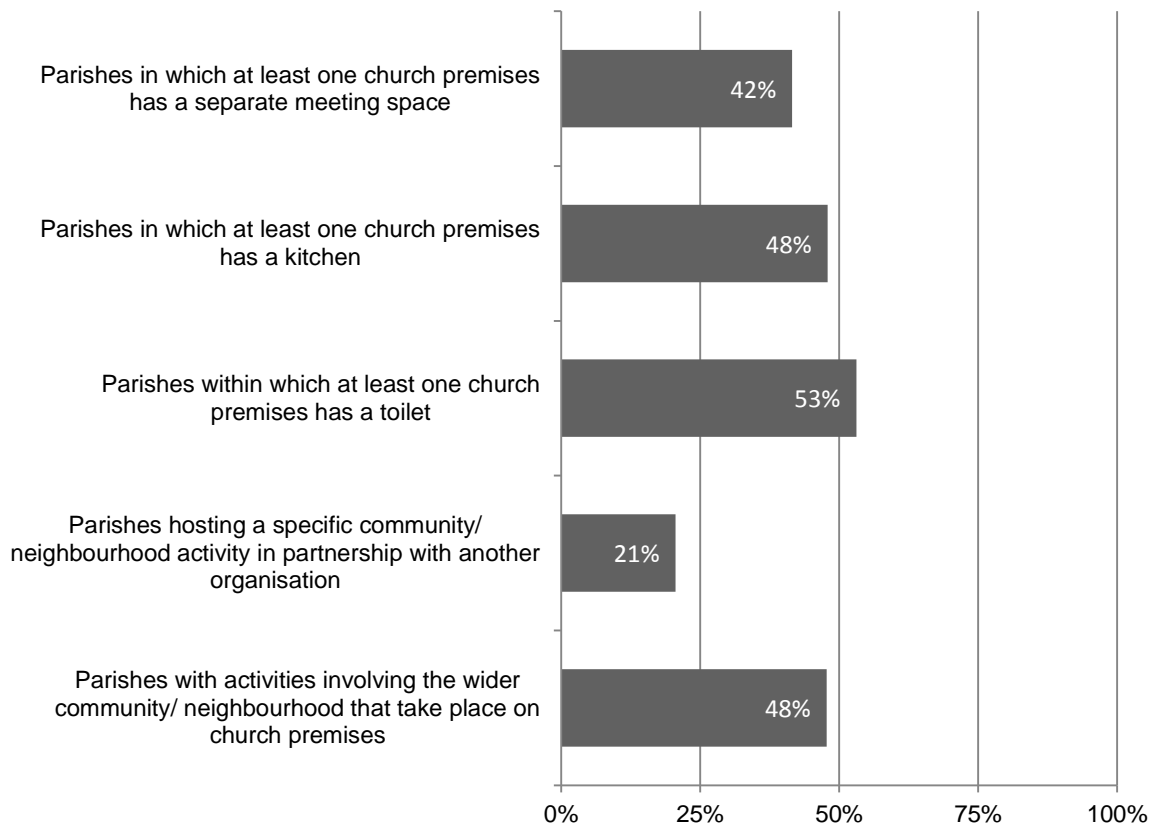
As part of the annual parochial returns, parishes were asked to list any fresh expressions they run and then to give attendance figures of people who don't attend regular services for the 4 weeks of October.

Fresh expressions were classified where possible, so the following are based on those responses that are most likely to be fresh expressions or similar new forms of church.

- There are around fresh expressions or new forms of church **within at least 40 Dioceses**
- **Just over half** of fresh expressions and new forms of church are aimed at families with young children, for example Messy Church
- Around **30,000 people** attend fresh expressions of church who are not counted in other church attendance figures
- Parishes with fresh expressions or new forms of church for children are, on average, seeing around an extra **15 children on a Sunday** or around an extra **25 children midweek**
- Parishes with new churches created for adults are, on average, seeing around an extra **25 adults on a Sunday** or around an extra **20 adults midweek**
- On average, an additional **40 people** attend in these parishes each week

## Figure 13: Church buildings and community activities 2010

This year, parishes were asked to answer 'one-off' questions regarding the facilities available in church buildings and community activities held in church buildings and/or in partnership with another organisation.



Community activities undertaken or hosted in church premises included:

- Regular clubs for children and young people such as after school groups and drop-in centres
- Adult learning such as literacy and numeracy training and special interest groups such as sports, sewing, book and history clubs, choir, bell ringing and amateur dramatics
- Advice including employment, finance and legal advice
- Health services including fitness and healthy eating, vaccinations, blood donations, mental health and baby care
- Religious or church related activities including bible studies, Alpha courses, Christian Union, church in foreign languages, LEPs and interfaith relationship building, Christian book shop and worship
- Cafes, Breakfasts, lunches
- Community forums and works including police liaisons, neighbourhood watch, litter picking and street pastors
- Fayres, fetes, festivals, concerts, assorted cultural events such as art exhibitions and entertainment including bingo, films and internet access
- Fundraising events and charity shops, sale of cards for good causes and Christians Against Poverty related activities
- Events and assistance, including support, counselling and transport, targeted at specific vulnerable or isolated people including the elderly, those with disabilities, the homeless, alcoholics, the bereaved, ex-offenders, single parents, carers, refugees and asylum seekers
- Use of facilities by external groups such as schools, council, universities, farmers markets, free schools and post offices

Parishes reported that community activities were held in collaboration with various groups including schools, LEPs, councils, social services, NHS, PCTs, Homestart, Surestart, Pathways, YMCA, Red Cross, pubs and social clubs and societies such as the Alzheimers society

# Church Schools 2011

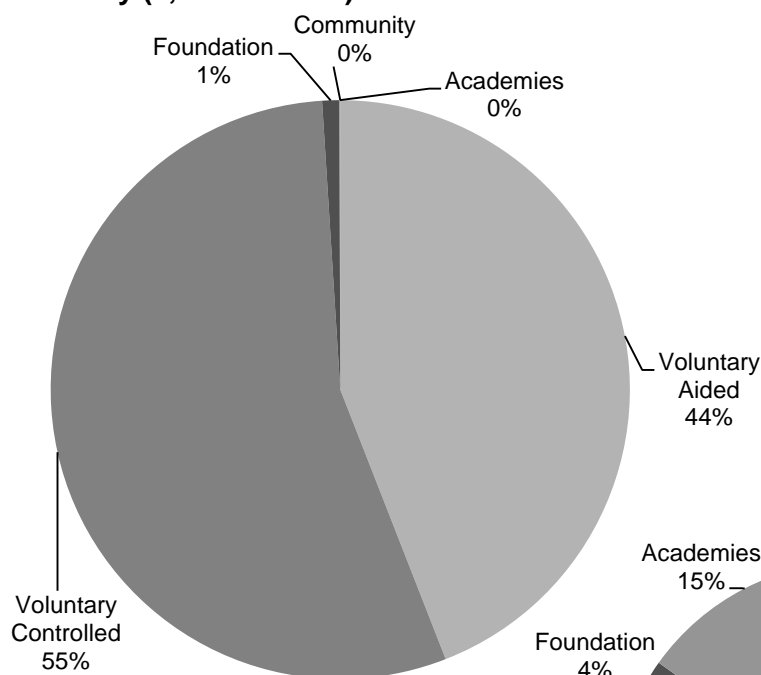
## Table 15: State-funded Church Schools 2011

Excluding Isle of Man, Channel Islands

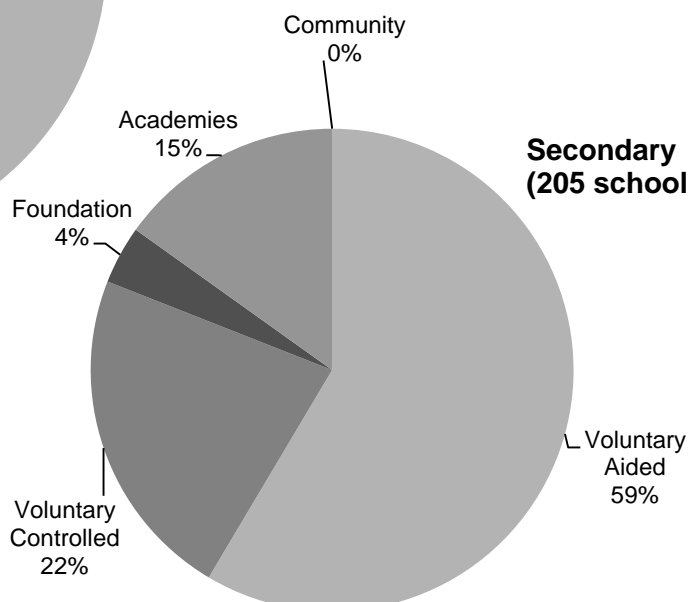
|                             | Primary Schools |           | Secondary Schools |           | Total Schools |           |
|-----------------------------|-----------------|-----------|-------------------|-----------|---------------|-----------|
|                             | Schools         | Pupils    | Schools           | Pupils    | Schools       | Pupils    |
| No Religious Character      | 10,681          | 2,920,730 | 2,679             | 2,675,465 | 13,360        | 5,596,195 |
| Church of England           | 4,400           | 777,590   | 205               | 181,865   | 4,605         | 959,455   |
| Roman Catholic              | 1,673           | 409,410   | 328               | 315,815   | 2,001         | 725,225   |
| Methodist                   | 26              | 4,395     | -                 | -         | 26            | 4,395     |
| Other Christian Faith       | 64              | 12,530    | 66                | 64,940    | 130           | 77,470    |
| Jewish                      | 29              | 9,500     | 10                | 6,995     | 39            | 16,495    |
| Muslim                      | 6               | 2,080     | 5                 | 2,500     | 11            | 4,580     |
| Sikh                        | 3               | 1,000     | 1                 | 690       | 4             | 1,690     |
| Other                       | 2               | 520       | 16                | 14,365    | 18            | 14,885    |
| CofE as a percentage of all | 26%             | 19%       | 6%                | 6%        | 23%           | 13%       |

## Figure 14: Church of England Schools 2011

### Primary (4,400 schools)



### Secondary (205 schools)

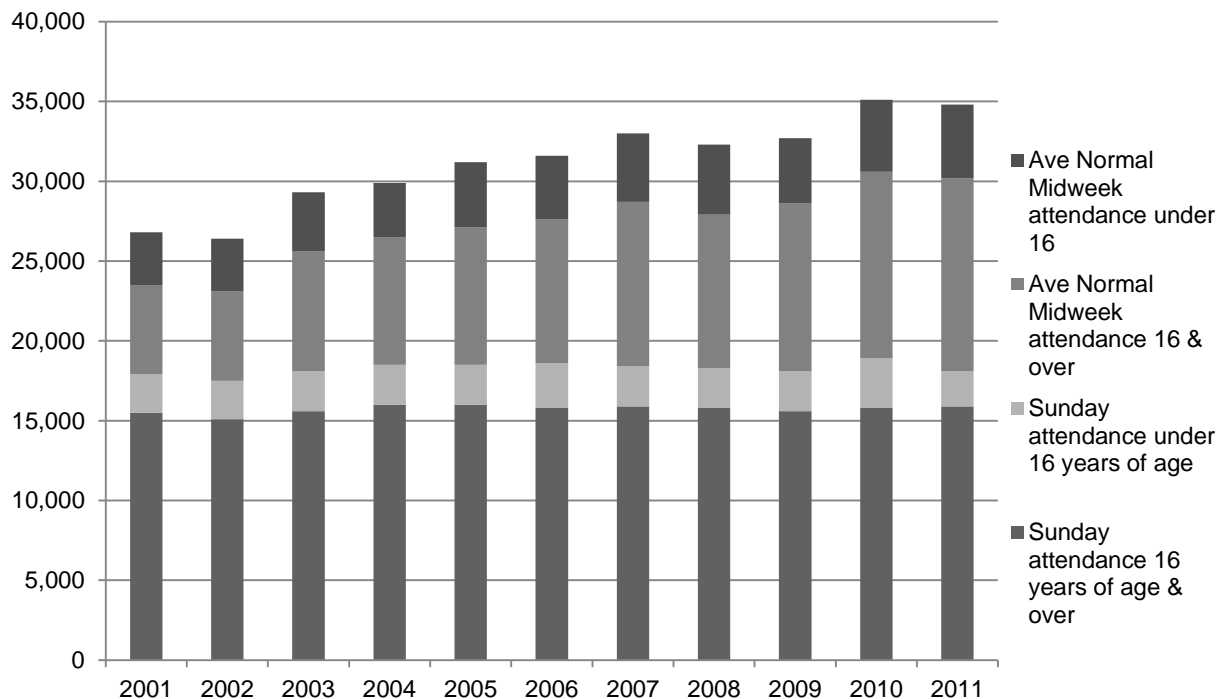


### Notes

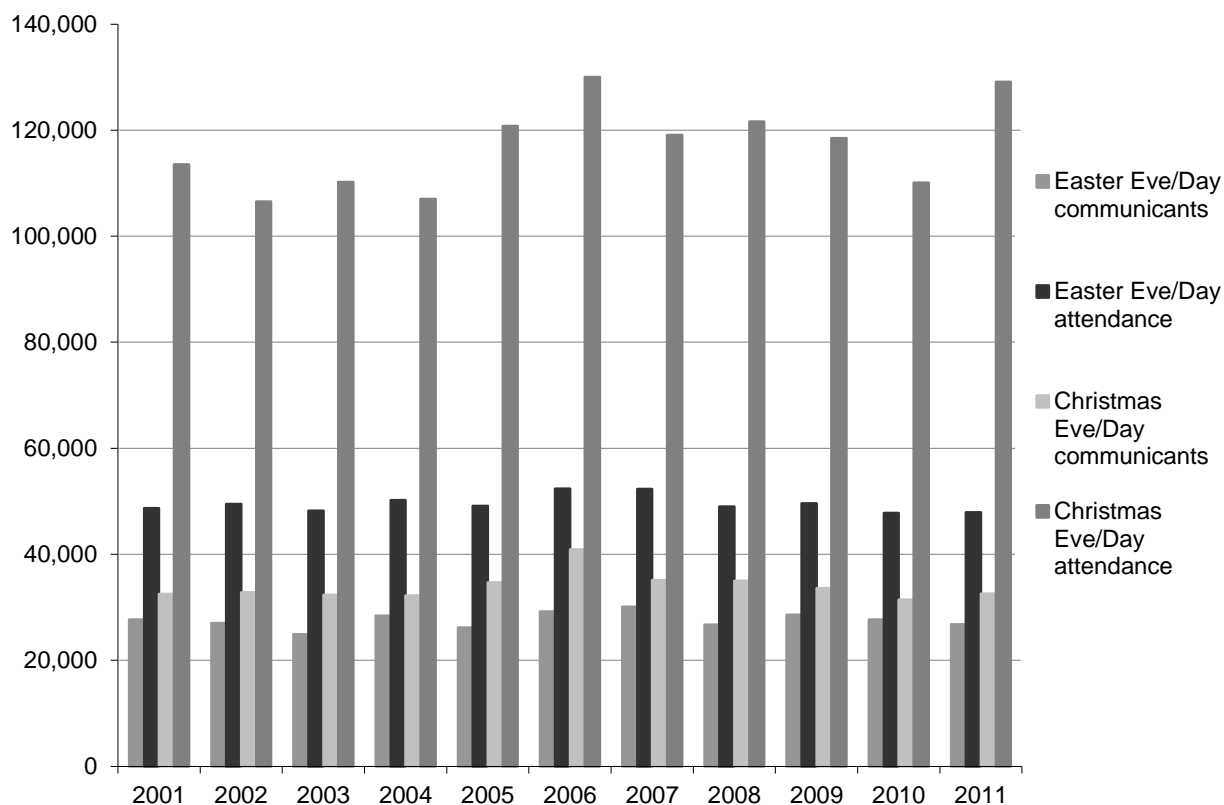
Contains public sector information licensed under the Open Government Licence v1.0  
<http://www.nationalarchives.gov.uk/doc/open-government-licence/>

# Church of England Cathedrals 2011

**Figure 15: Weekly attendance 2001 to 2011**

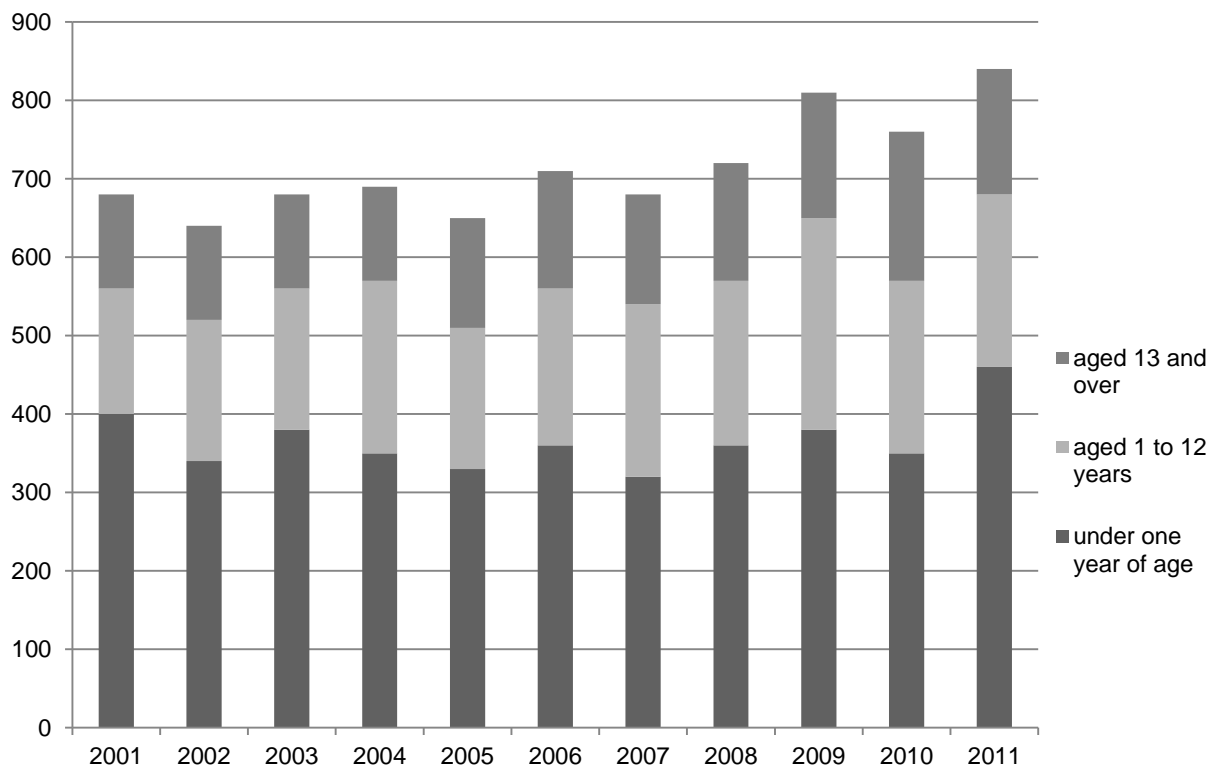


**Figure 16: Easter & Christmas attendance 2001 to 2011**

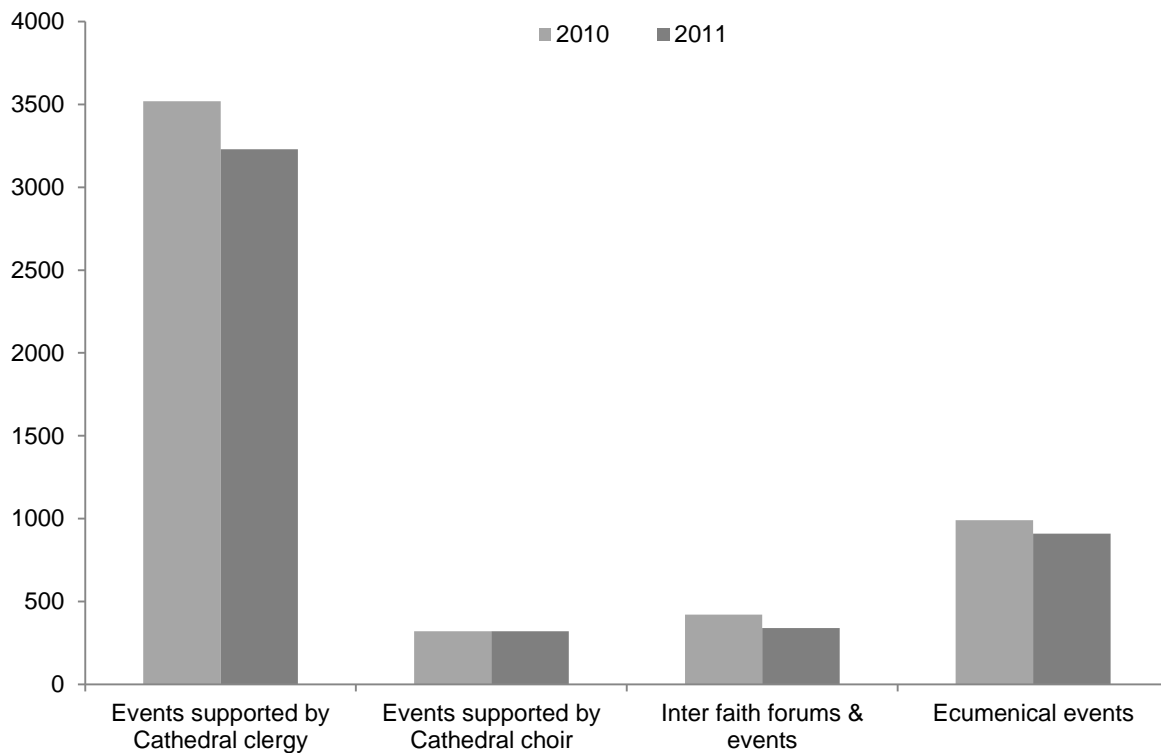


# Church of England Cathedrals 2011

**Figure 17: Baptisms 2001 to 2011**

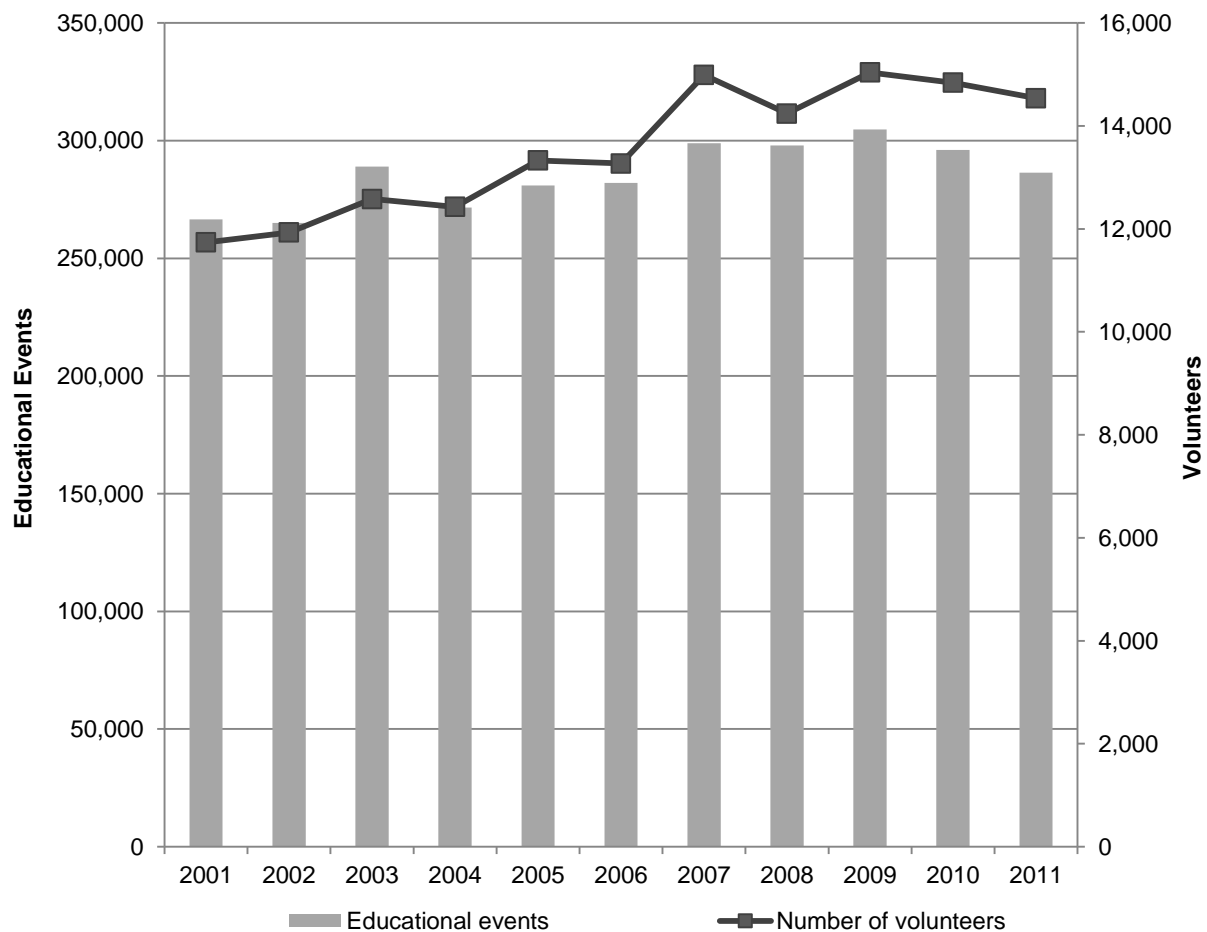


**Figure 18: Events supported by Cathedral Clergy 2011**



# Church of England Cathedrals 2011

Figure 19: Educational events and Volunteers 2001 to 2011



**Table 16: Ordination of women resolutions and petitions (1 Jan 2012)**

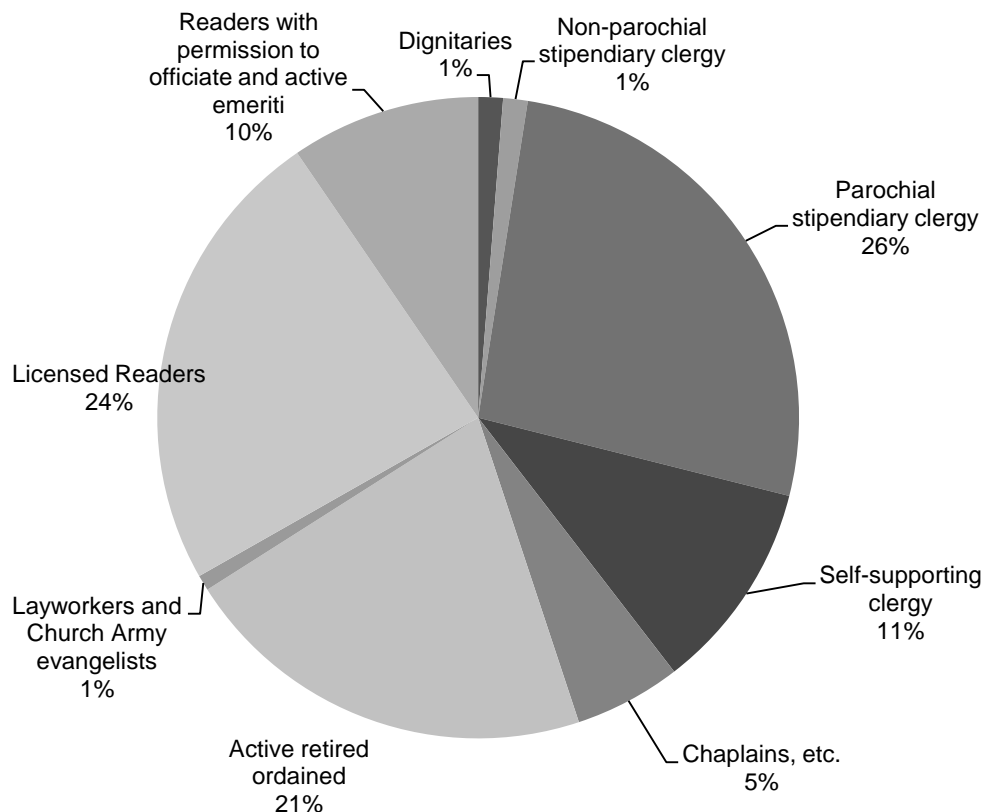
Provinces of Canterbury and York (including Europe). Revised since hard copy publication.

| Diocese                              |          | Total<br>number of<br>parishes at<br>the end of<br>2011 | Parishes where:         |                         |  | Bishops providing<br>extended episcopal<br>ministry |                        |
|--------------------------------------|----------|---|-------------------------|-------------------------|--|---|------------------------|
|                                      |          |   | Resolution<br>A applies | Resolution<br>B applies | a petition for<br>extended<br>episcopal<br>ministry<br>applies |   |                        |
| 1 Bath & Wells                       | C        | 469   | 13                      | 12                      | 6  | Provincial  | + Ebbsfleet            |
| 2 Birmingham                         | C        | 149   | 11                      | 13                      | 6  | Provincial  | + Ebbsfleet            |
| 3 Blackburn                          | Y        | 224   | 35                      | 63                      | 12   | Diocesan  | + Burnley              |
| 4 Bradford                           | Y        | 125   | 7                       | 9                       | 4  | Regional  | + Beverly              |
| 5 Bristol                            | C        | 163   | 7                       | 7                       | 4  | Provincial  | + Ebbsfleet            |
| 6 Canterbury                         | C        | 261   | 21                      | 24                      | 7  | Provincial  | + Richborough          |
| 7 Carlisle                           | Y        | 263   | 12                      | 15                      | 1  | Regional  | + Burnley              |
| 8 Chelmsford                         | C        | 461   | 49                      | 57                      | 22   | Provincial  | + Richborough          |
| 9 Chester                            | Y        | 272   | 18                      | 32                      | 8  | Provincial  | + Beverley             |
| 10 Chichester                        | C        | 363   | 38                      | 44                      | 0  | Diocesan  | N/A                    |
| 11 Coventry                          | C        | 198   | 10                      | 13                      | 8  | Provincial  | + Ebbsfleet            |
| 12 Derby                             | C        | 253   | 14                      | 14                      | 11   | Provincial  | + Ebbsfleet            |
| 13 Durham                            | Y        | 227   | 29                      | 33                      | 22   | Provincial  | + Beverley             |
| 14 Ely                               | C        | 306   | 8                       | 11                      | 3  | Provincial  | + Richborough          |
| 15 Exeter                            | C        | 489   | 36                      | 44                      | 21   | Diocesan  | + Plymouth             |
| 16 Gloucester                        | C        | 304   | 4                       | 7                       | 1  | Provincial  | + Ebbsfleet            |
| 17 Guildford                         | C        | 164   | 4                       | 4                       | 3  | Provincial  | + Richborough          |
| 18 Hereford                          | C        | 342   | 2                       | 2                       | 0  | N/A   | N/A                    |
| 19 Leicester                         | C        | 236   | 11                      | 11                      | 3  | Provincial  | + Richborough          |
| 20 Lichfield                         | C        | 421   | 44                      | 48                      | 24   | Provincial  | + Ebbsfleet            |
| 21 Lincoln                           | C        | 492   | 17                      | 18                      | 7  | Provincial  | + Richborough          |
| 22 Liverpool                         | Y        | 202   | 6                       | 11                      | 3  | Provincial  | + Beverley             |
| 23 London                            | C        | 393   | 74                      | 75                      | 36   | Diocesan  | + London<br>+ Edmonton |
| 24 Manchester                        | Y        | 249   | 27                      | 29                      | 21   | Provincial  | + Beverley             |
| 25 Newcastle                         | Y        | 171   | 21                      | 25                      | 3  | Provincial  | + Beverley             |
| 26 Norwich                           | C        | 567   | 15                      | 20                      | 2  | Provincial  | + Richborough          |
| 27 Oxford                            | C        | 616   | 19                      | 26                      | 13   | Provincial  | + Ebbsfleet            |
| 28 Peterborough                      | C        | 343   | 10                      | 15                      | 4  | Provincial  | + Richborough          |
| 29 Portsmouth                        | C        | 142   | 12                      | 17                      | 7  | Provincial  | + Richborough          |
| 30 Ripon & Leeds                     | Y        | 165   | 8                       | 8                       | 5  | Provincial  | + Beverley             |
| 31 Rochester                         | C        | 215   | 16                      | 20                      | 11   | Regional  | + Edmonton             |
| 32 St. Albans                        | C        | 336   | 10                      | 14                      | 8  | Provincial  | + Richborough          |
| 33 St. Edms & Ipswich                | C        | 445   | 7                       | 9                       | 7  | Provincial  | + Richborough          |
| 34 Salisbury                         | C        | 452   | 5                       | 12                      | 3  | Provincial  | + Ebbsfleet            |
| 35 Sheffield                         | Y        | 173   | 29                      | 31                      | 21   | Provincial  | + Beverley             |
| 36 Sodor & Man                       | Y        | 28  | 1                       | 1                       | 1  | Provincial  | + Beverley             |
| 37 Southwark                         | C        | 290   | 23                      | 27                      | 18   | Regional  | + Edmonton             |
| 38 Southwell & Nottingham            | Y        | 256   | 7                       | 10                      | 5  | Provincial  | + Beverley             |
| 39 Truro                             | C        | 219   | 14                      | 15                      | 3  | Diocesan  | + Plymouth             |
| 40 Wakefield                         | Y        | 183   | 34                      | 34                      | 13   | Diocesan  | + Pontefract           |
| 41 Winchester                        | C        | 258   | 12                      | 16                      | 5  | Provincial  | + Ebbsfleet            |
| 42 Worcester                         | C        | 175   | 6                       | 6                       | 4  | Provincial  | + Ebbsfleet            |
| 43 York                              | Y        | 452   | 8                       | 15                      | 5  | Diocesan  | + Whitby               |
| 44 Europe <sup>1</sup>               | C        | 280   | 11                      | 27                      | 0  | N/A   | N/A                    |
| <b>Totals Province of Canterbury</b> | <b>C</b> | <b>9,802</b>  | <b>523</b>              | <b>628</b>              | <b>247</b>   |   |                        |
| <b>Totals Province of York</b>       | <b>Y</b> | <b>2,990</b>  | <b>242</b>              | <b>316</b>              | <b>124</b>   |   |                        |
| <b>Totals CHURCH OF ENGLAND</b>      |          | <b>12,792</b>   | <b>765</b>              | <b>944</b>              | <b>371</b>   |   |                        |
| <b>Percentage of parishes</b>        |          |   | <b>6%</b>               | <b>7%</b>               | <b>3%</b>  |   |                        |
| <b>Percentage change since 1999</b>  |          |   | <b>-8%</b>              | <b>-4%</b>              | <b>25%</b>   |   |                        |

1 Europe: number of churches and congregations



**Figure 20: Church of England licensed ministries 2011**



The above figures are rounded.

|   |               |
|---|---------------|
| Licensed stipendiary clergy                             | 8,361         |
| Licensed self-supporting clergy                         | 3,074         |
| Chaplains and other ministries                          | 1,556         |
| Licensed layworkers and lay Church Army evangelists     | 228           |
| Active retired ordained                                 | 6,103         |
| Licensed Readers  | 6,856         |
| Readers with permission to officiate and active emeriti | 2,763         |
| <b>Totals CHURCH OF ENGLAND</b>                         | <b>28,955</b> |

The figures for stipendiary clergy (full-time, part-time and including those outside the clergy share system) and for lay workers above are based on statistics derived from the central Church payroll. Details of chaplains and other ministers working outside the parish framework, and of non-stipendiary clergy, are based on statistics derived from the database used to compile Crockford's Clerical Directory. Where possible, they have been cross-referenced with material produced by organizing bodies (Church Army, the Home Office for prison chaplains, and the Hospital Chaplaincies Council for hospital chaplains).

The figure shown for active retired ordained clergy is an estimate of the number of licensed retired clergy who take an active part in ministry. It is based on the number of retired clergy known to have either permission to officiate, licence to officiate or actual appointments. Pension Board records indicated a total of 8,884 retired stipendiary clergy in 2010.

# Table 17: Summary diocesan licensed ministers 2011

Provinces of Canterbury and York (including Europe)

|                                      |          | Full-time stipendiary clergy |              |              | Part time stipendiary clergy |            |            | Self supporting clergy, except ordained local ministers |              |              |
|--------------------------------------|----------|------------------------------|--------------|--------------|------------------------------|------------|------------|---|--------------|--------------|
| Diocese                              |          | male                         | female       | Total        | male                         | female     | Total      | male  | female       | Total        |
| 1 Bath & Wells                       | C        | 149                          | 52           | 201          | 6                            | 9          | 15         | 32  | 27           | 59           |
| 2 Birmingham                         | C        | 119                          | 44           | 163          | 2                            | 3          | 5          | 16  | 22           | 38           |
| 3 Blackburn                          | Y        | 148                          | 17           | 165          | 5                            | 6          | 11         | 29  | 20           | 49           |
| 4 Bradford                           | Y        | 79                           | 17           | 96           | 4                            | 7          | 11         | 15  | 22           | 37           |
| 5 Bristol                            | C        | 97                           | 21           | 118          | 3                            | 3          | 6          | 12  | 25           | 37           |
| 6 Canterbury                         | C        | 114                          | 24           | 138          | 3                            | 2          | 5          | 26  | 34           | 60           |
| 7 Carlisle                           | Y        | 98                           | 25           | 123          | 1                            | 4          | 5          | 24  | 24           | 48           |
| 8 Chelmsford                         | C        | 277                          | 88           | 365          | 3                            | 5          | 8          | 49  | 54           | 103          |
| 9 Chester                            | Y        | 184                          | 54           | 238          | 13                           | 11         | 24         | 22  | 41           | 63           |
| 10 Chichester                        | C        | 260                          | 23           | 283          | 12                           | 6          | 18         | 54  | 42           | 96           |
| 11 Coventry                          | C        | 97                           | 18           | 115          | 5                            | 4          | 9          | 10  | 19           | 29           |
| 12 Derby                             | C        | 104                          | 42           | 146          | 1                            | 1          | 2          | 29  | 31           | 60           |
| 13 Durham                            | Y        | 130                          | 32           | 162          | 6                            | 6          | 12         | 13  | 19           | 32           |
| 14 Ely                               | C        | 87                           | 43           | 130          | 3                            | 7          | 10         | 27  | 24           | 51           |
| 15 Exeter                            | C        | 169                          | 40           | 209          | 12                           | 6          | 18         | 25  | 25           | 50           |
| 16 Gloucester                        | C        | 96                           | 33           | 129          | 3                            | 6          | 9          | 43  | 45           | 88           |
| 17 Guildford                         | C        | 139                          | 32           | 171          | 5                            | 12         | 17         | 24  | 42           | 66           |
| 18 Hereford                          | C        | 61                           | 29           | 90           | 0                            | 2          | 2          | 11  | 24           | 35           |
| 19 Leicester                         | C        | 101                          | 41           | 142          | 4                            | 3          | 7          | 15  | 21           | 36           |
| 20 Lichfield                         | C        | 248                          | 52           | 300          | 7                            | 10         | 17         | 35  | 37           | 72           |
| 21 Lincoln                           | C        | 114                          | 38           | 152          | 3                            | 1          | 4          | 17  | 24           | 41           |
| 22 Liverpool                         | Y        | 154                          | 54           | 208          | 0                            | 2          | 2          | 15  | 20           | 35           |
| 23 London                            | C        | 456                          | 74           | 530          | 2                            | 9          | 11         | 98  | 51           | 149          |
| 24 Manchester                        | Y        | 172                          | 65           | 237          | 5                            | 2          | 7          | 23  | 14           | 37           |
| 25 Newcastle                         | Y        | 93                           | 33           | 126          | 3                            | 3          | 6          | 11  | 20           | 31           |
| 26 Norwich                           | C        | 147                          | 39           | 186          | 6                            | 7          | 13         | 14  | 14           | 28           |
| 27 Oxford                            | C        | 291                          | 88           | 379          | 5                            | 4          | 9          | 99  | 101          | 200          |
| 28 Peterborough                      | C        | 96                           | 33           | 129          | 4                            | 0          | 4          | 20  | 19           | 39           |
| 29 Portsmouth                        | C        | 80                           | 23           | 103          | 3                            | 4          | 7          | 15  | 34           | 49           |
| 30 Ripon & Leeds                     | Y        | 85                           | 35           | 120          | 0                            | 1          | 1          | 21  | 21           | 42           |
| 31 Rochester                         | C        | 161                          | 37           | 198          | 2                            | 6          | 8          | 19  | 31           | 50           |
| 32 St. Albans                        | C        | 167                          | 73           | 240          | 7                            | 9          | 16         | 32  | 42           | 74           |
| 33 St. Edms & Ipswich                | C        | 104                          | 39           | 143          | 4                            | 5          | 9          | 15  | 22           | 37           |
| 34 Salisbury                         | C        | 155                          | 46           | 201          | 4                            | 2          | 6          | 32  | 57           | 89           |
| 35 Sheffield                         | Y        | 106                          | 36           | 142          | 3                            | 6          | 9          | 13  | 11           | 24           |
| 36 Sodor & Man                       | Y        | 15                           | 1            | 16           | 0                            | 0          | 0          | 5   | 3            | 8            |
| 37 Southwark                         | C        | 262                          | 88           | 350          | 3                            | 4          | 7          | 81  | 92           | 173          |
| 38 Southwell & Nottingham            | Y        | 96                           | 42           | 138          | 4                            | 6          | 10         | 13  | 19           | 32           |
| 39 Truro                             | C        | 77                           | 20           | 97           | 9                            | 2          | 11         | 14  | 24           | 38           |
| 40 Wakefield                         | Y        | 102                          | 34           | 136          | 3                            | 3          | 6          | 25  | 22           | 47           |
| 41 Winchester                        | C        | 168                          | 28           | 196          | 3                            | 2          | 5          | 48  | 46           | 94           |
| 42 Worcester                         | C        | 92                           | 29           | 121          | 1                            | 0          | 1          | 10  | 24           | 34           |
| 43 York                              | Y        | 171                          | 38           | 209          | 6                            | 4          | 10         | 39  | 36           | 75           |
| 44 Europe                            | C        | 116                          | 14           | 130          | 0                            | 0          | 0          | 21  | 10           | 31           |
| <b>Totals Province of Canterbury</b> | <b>C</b> | <b>4,604</b>                 | <b>1,251</b> | <b>5,855</b> | <b>125</b>                   | <b>134</b> | <b>259</b> | <b>943</b>  | <b>1,063</b> | <b>2,006</b> |
| <b>Totals Province of York</b>       | <b>Y</b> | <b>1,633</b>                 | <b>483</b>   | <b>2,116</b> | <b>53</b>                    | <b>61</b>  | <b>114</b> | <b>268</b>  | <b>292</b>   | <b>560</b>   |
| <b>Totals CHURCH OF ENGLAND</b>      |          | <b>6,237</b>                 | <b>1,734</b> | <b>7,971</b> | <b>178</b>                   | <b>195</b> | <b>373</b> | <b>1,211</b>  | <b>1,355</b> | <b>2,566</b> |

1 Reader and Church Army figures do not include Readers with PTO or emeriti, or ordained Church Army evangelists.

| Ordained local ministers<br>among self-supporting clergy |            |            | Total clergy<br>(stipendiary<br>and self<br>supporting) | Readers<br>and Church<br>Army <sup>1</sup> | Total clergy,<br>readers and<br>Church Army <sup>1</sup> | Diocese<br>Reference<br>Number |
|--|------------|------------|---|--|--|--------------------------------|
| male   | female     | Total      |   |  |  |                                |
| 0  | 0          | 0          | 275   | 237  | 512  | 1                              |
| 0  | 0          | 0          | 206   | 161  | 367  | 2                              |
| 0  | 0          | 0          | 225   | 141  | 366  | 3                              |
| 0  | 0          | 0          | 144   | 89   | 233  | 4                              |
| 7  | 12         | 19         | 180   | 173  | 353  | 5                              |
| 6  | 6          | 12         | 215   | 94   | 309  | 6                              |
| 0  | 1          | 1          | 177   | 99   | 276  | 7                              |
| 1  | 2          | 3          | 479   | 278  | 757  | 8                              |
| 0  | 0          | 0          | 325   | 287  | 612  | 9                              |
| 0  | 0          | 0          | 397   | 154  | 551  | 10                             |
| 4  | 9          | 13         | 166   | 144  | 310  | 11                             |
| 0  | 0          | 0          | 208   | 268  | 476  | 12                             |
| 1  | 4          | 5          | 211   | 141  | 352  | 13                             |
| 0  | 0          | 0          | 191   | 127  | 318  | 14                             |
| 0  | 0          | 0          | 277   | 191  | 468  | 15                             |
| 3  | 3          | 6          | 232   | 158  | 390  | 16                             |
| 24   | 22         | 46         | 300   | 125  | 425  | 17                             |
| 2  | 6          | 8          | 135   | 68   | 203  | 18                             |
| 0  | 0          | 0          | 185   | 130  | 315  | 19                             |
| 28   | 28         | 56         | 445   | 316  | 761  | 20                             |
| 16   | 22         | 38         | 235   | 132  | 367  | 21                             |
| 10   | 18         | 28         | 273   | 286  | 559  | 22                             |
| 0  | 0          | 0          | 690   | 216  | 906  | 23                             |
| 34   | 43         | 77         | 358   | 147  | 505  | 24                             |
| 8  | 8          | 16         | 179   | 82   | 261  | 25                             |
| 23   | 22         | 45         | 272   | 162  | 434  | 26                             |
| 18   | 25         | 43         | 631   | 201  | 832  | 27                             |
| 0  | 0          | 0          | 172   | 151  | 323  | 28                             |
| 0  | 0          | 0          | 159   | 95   | 254  | 29                             |
| 0  | 0          | 0          | 163   | 101  | 264  | 30                             |
| 0  | 0          | 0          | 256   | 233  | 489  | 31                             |
| 0  | 1          | 1          | 331   | 177  | 508  | 32                             |
| 11   | 22         | 33         | 222   | 108  | 330  | 33                             |
| 12   | 22         | 34         | 330   | 102  | 432  | 34                             |
| 0  | 0          | 0          | 175   | 193  | 368  | 35                             |
| 2  | 0          | 2          | 26  | 19   | 45   | 36                             |
| 0  | 0          | 0          | 530   | 176  | 706  | 37                             |
| 0  | 0          | 0          | 180   | 275  | 455  | 38                             |
| 2  | 2          | 4          | 150   | 76   | 226  | 39                             |
| 5  | 12         | 17         | 206   | 118  | 324  | 40                             |
| 0  | 0          | 0          | 295   | 192  | 487  | 41                             |
| 0  | 0          | 0          | 156   | 136  | 292  | 42                             |
| 0  | 1          | 1          | 295   | 209  | 504  | 43                             |
| 0  | 0          | 0          | 161   | 65   | 226  |                                |
| <b>157</b>   | <b>204</b> | <b>361</b> | <b>8,481</b>  | <b>4,846</b>                               | <b>13,327</b>  |                                |
| <b>60</b>  | <b>87</b>  | <b>147</b> | <b>2,937</b>  | <b>2,187</b>                               | <b>5,124</b>   |                                |
| <b>217</b>   | <b>291</b> | <b>508</b> | <b>11,418</b>   | <b>7,033</b>                               | <b>18,451</b>  |                                |

#### Notes

The above figures include only those ministers who were working within the diocesan framework as at 31 December 2011.

The Archbishop of Canterbury and ordained members of his staff at Lambeth Palace are classed as extra-diocesan and are not included in these figures.

# Table 18: Full time stipendiary diocesan clergy 2011

Provinces of Canterbury and York (including Europe)

Full time stipendiary clergy: male (m) and female (f)

|                               |   | Dignitaries (including beneficed) <sup>1</sup> |                      |                  |    |            |   |                 |    |                      |    |
|-------------------------------|---|--|----------------------|------------------|----|------------|---|-----------------|----|----------------------|----|
|                               |   | Diocesan<br>bishops                            | Suffragan<br>bishops | Arch-<br>deacons |    | Cathedrals |   |                 |    | Total<br>dignitaries |    |
|                               |   |  |                      |                  |    | Deans      |   | Other<br>clergy |    |                      |    |
| Diocese                       |   | m  | m                    | m                | f  | m          | f | m               | f  | m                    | f  |
| 1 Bath & Wells                | C | 1  | 1                    | 2                | 1  | 1          | 0 | 2               | 0  | 7                    | 1  |
| 2 Birmingham                  | C | 1  | 1                    | 2                | 0  | 0          | 1 | 1               | 1  | 5                    | 2  |
| 3 Blackburn                   | Y | 1  | 2                    | 2                | 0  | 1          | 0 | 2               | 1  | 8                    | 1  |
| 4 Bradford                    | Y | 1  | 0                    | 2                | 0  | 1          | 0 | 2               | 0  | 6                    | 0  |
| 5 Bristol                     | C | 1  | 1                    | 1                | 1  | 1          | 0 | 1               | 1  | 5                    | 2  |
| 6 Canterbury                  | C | 1  | 3                    | 2                | 1  | 1          | 0 | 3               | 1  | 10                   | 2  |
| 7 Carlisle                    | Y | 1  | 1                    | 2                | 0  | 1          | 0 | 2               | 0  | 7                    | 0  |
| 8 Chelmsford                  | C | 1  | 2                    | 3                | 1  | 1          | 0 | 2               | 0  | 9                    | 1  |
| 9 Chester                     | Y | 1  | 2                    | 2                | 0  | 1          | 0 | 2               | 0  | 8                    | 0  |
| 10 Chichester                 | C | 1  | 2                    | 3                | 0  | 1          | 0 | 2               | 0  | 9                    | 0  |
| 11 Coventry                   | C | 1  | 1                    | 2                | 0  | 1          | 0 | 2               | 0  | 7                    | 0  |
| 12 Derby                      | C | 1  | 1                    | 1                | 1  | 1          | 0 | 1               | 1  | 5                    | 2  |
| 13 Durham                     | Y | 1  | 1                    | 3                | 0  | 1          | 0 | 2               | 1  | 8                    | 1  |
| 14 Ely                        | C | 1  | 1                    | 2                | 0  | 0          | 0 | 3               | 0  | 7                    | 0  |
| 15 Exeter                     | C | 1  | 2                    | 3                | 1  | 0          | 0 | 2               | 1  | 8                    | 2  |
| 16 Gloucester                 | C | 1  | 1                    | 2                | 0  | 1          | 0 | 1               | 1  | 6                    | 1  |
| 17 Guildford                  | C | 1  | 1                    | 2                | 0  | 1          | 0 | 2               | 0  | 7                    | 0  |
| 18 Hereford                   | C | 1  | 1                    | 1                | 0  | 1          | 0 | 2               | 0  | 6                    | 0  |
| 19 Leicester                  | C | 1  | 1                    | 2                | 0  | 0          | 1 | 4               | 0  | 8                    | 1  |
| 20 Lichfield                  | C | 1  | 3                    | 4                | 0  | 1          | 0 | 2               | 0  | 11                   | 0  |
| 21 Lincoln                    | C | 1  | 2                    | 1                | 1  | 1          | 0 | 2               | 0  | 7                    | 1  |
| 22 Liverpool                  | Y | 1  | 1                    | 2                | 0  | 0          | 0 | 3               | 0  | 7                    | 0  |
| 23 London                     | C | 1  | 4                    | 3                | 1  | 1          | 0 | 6               | 1  | 15                   | 2  |
| 24 Manchester                 | Y | 1  | 2                    | 3                | 1  | 1          | 0 | 2               | 1  | 9                    | 2  |
| 25 Newcastle                  | Y | 1  | 1                    | 2                | 0  | 1          | 0 | 1               | 1  | 6                    | 1  |
| 26 Norwich                    | C | 1  | 2                    | 2                | 1  | 1          | 0 | 3               | 0  | 9                    | 1  |
| 27 Oxford                     | C | 1  | 3                    | 1                | 1  | 0          | 0 | 0               | 0  | 5                    | 1  |
| 28 Peterborough               | C | 1  | 1                    | 0                | 1  | 1          | 0 | 2               | 0  | 5                    | 1  |
| 29 Portsmouth                 | C | 1  | 0                    | 2                | 0  | 1          | 0 | 2               | 0  | 6                    | 0  |
| 30 Ripon & Leeds              | Y | 1  | 1                    | 1                | 1  | 1          | 0 | 2               | 0  | 6                    | 1  |
| 31 Rochester                  | C | 1  | 1                    | 3                | 0  | 0          | 0 | 2               | 0  | 7                    | 0  |
| 32 St. Albans                 | C | 1  | 2                    | 3                | 0  | 1          | 0 | 2               | 0  | 9                    | 0  |
| 33 St. Edms & Ipswich         | C | 1  | 1                    | 1                | 1  | 0          | 1 | 2               | 0  | 5                    | 2  |
| 34 Salisbury                  | C | 1  | 1                    | 4                | 0  | 0          | 1 | 3               | 0  | 9                    | 1  |
| 35 Sheffield                  | Y | 1  | 0                    | 1                | 0  | 1          | 0 | 2               | 1  | 5                    | 1  |
| 36 Sodor & Man                | Y | 1  | 0                    | 1                | 0  | 0          | 0 | 0               | 0  | 2                    | 0  |
| 37 Southwark                  | C | 1  | 1                    | 4                | 1  | 0          | 0 | 2               | 3  | 8                    | 4  |
| 38 Southwell & Nottingham     | Y | 1  | 1                    | 1                | 0  | 1          | 0 | 2               | 1  | 6                    | 1  |
| 39 Truro                      | C | 1  | 1                    | 1                | 1  | 0          | 0 | 2               | 0  | 5                    | 1  |
| 40 Wakefield                  | Y | 1  | 1                    | 1                | 1  | 1          | 0 | 2               | 1  | 6                    | 2  |
| 41 Winchester                 | C | 1  | 2                    | 2                | 0  | 1          | 0 | 2               | 0  | 8                    | 0  |
| 42 Worcester                  | C | 1  | 1                    | 2                | 0  | 1          | 0 | 2               | 1  | 7                    | 1  |
| 43 York                       | Y | 1  | 3                    | 3                | 0  | 1          | 0 | 3               | 0  | 11                   | 0  |
| 44 Europe                     | C | 1  | 1                    | 7                | 0  | 1          | 0 | 1               | 0  | 11                   | 0  |
| Totals Province of Canterbury | C | 30   | 45                   | 68               | 14 | 20         | 4 | 63              | 11 | 226                  | 29 |
| Totals Province of York       | Y | 14   | 16                   | 26               | 3  | 12         | 0 | 27              | 7  | 95                   | 10 |
| Totals CHURCH OF ENGLAND      |   | 44   | 61                   | 94               | 17 | 32         | 4 | 90              | 18 | 321                  | 39 |

<sup>1</sup> Dignitaries holding more than one dignity are included only in the higher ranking dignity.

<sup>2</sup> Incumbent status includes Team Vicars, Priests-in-Charge and Curates-in Charge of Conventional Districts.

## Notes

The above figures include only those ministers who were working within the diocesan framework as at 31 December 2011.

The Archbishop of Canterbury and ordained members of his staff at Lambeth Palace are classed as extra-diocesan and are not included in these figures.

| Parochial clergy                   |            |                               |            |                   |            |                        |              | Non-parochial diocesan clergy |           | Total stipendiary diocesan clergy |              | Total stipendiary diocesan clergy 2010 |              |    |
|------------------------------------|------------|-------------------------------|------------|-------------------|------------|------------------------|--------------|-------------------------------|-----------|-----------------------------------|--------------|--|--------------|----|
| Incumbents (excluding dignitaries) |            | Incumbent status <sup>2</sup> |            | Assistant curates |            | Total parochial clergy |              |                               |           |                                   |              |  |              |    |
| m                                  | f          | m                             | f          | m                 | f          | m                      | f            | m                             | f         | m                                 | f            | m                                      | f            |    |
| 82                                 | 26         | 29                            | 15         | 27                | 8          | 138                    | 49           | 4                             | 2         | 149                               | 52           | 148                                    | 48           | 1  |
| 82                                 | 18         | 15                            | 6          | 12                | 14         | 109                    | 38           | 5                             | 4         | 119                               | 44           | 123                                    | 46           | 2  |
| 86                                 | 6          | 34                            | 6          | 18                | 4          | 138                    | 16           | 2                             | 0         | 148                               | 17           | 154                                    | 19           | 3  |
| 37                                 | 2          | 21                            | 8          | 10                | 5          | 68                     | 15           | 5                             | 2         | 79                                | 17           | 81                                     | 15           | 4  |
| 38                                 | 3          | 33                            | 9          | 15                | 5          | 86                     | 17           | 6                             | 2         | 97                                | 21           | 99                                     | 21           | 5  |
| 47                                 | 5          | 37                            | 8          | 13                | 8          | 97                     | 21           | 7                             | 1         | 114                               | 24           | 117                                    | 23           | 6  |
| 49                                 | 8          | 32                            | 10         | 10                | 7          | 91                     | 25           | 0                             | 0         | 98                                | 25           | 95                                     | 25           | 7  |
| 167                                | 27         | 53                            | 31         | 38                | 26         | 258                    | 84           | 10                            | 3         | 277                               | 88           | 286                                    | 83           | 8  |
| 129                                | 34         | 17                            | 6          | 24                | 14         | 170                    | 54           | 6                             | 0         | 184                               | 54           | 182                                    | 51           | 9  |
| 164                                | 5          | 41                            | 5          | 38                | 13         | 243                    | 23           | 8                             | 0         | 260                               | 23           | 262                                    | 22           | 10 |
| 52                                 | 5          | 24                            | 6          | 12                | 6          | 88                     | 17           | 2                             | 1         | 97                                | 18           | 97                                     | 20           | 11 |
| 60                                 | 14         | 24                            | 13         | 13                | 12         | 97                     | 39           | 2                             | 1         | 104                               | 42           | 107                                    | 36           | 12 |
| 69                                 | 9          | 34                            | 13         | 15                | 8          | 118                    | 30           | 4                             | 1         | 130                               | 32           | 144                                    | 41           | 13 |
| 48                                 | 17         | 14                            | 14         | 12                | 10         | 74                     | 41           | 6                             | 2         | 87                                | 43           | 94                                     | 41           | 14 |
| 57                                 | 6          | 66                            | 21         | 33                | 11         | 156                    | 38           | 5                             | 0         | 169                               | 40           | 167                                    | 37           | 15 |
| 41                                 | 12         | 32                            | 8          | 12                | 12         | 85                     | 32           | 5                             | 0         | 96                                | 33           | 101                                    | 34           | 16 |
| 94                                 | 16         | 12                            | 7          | 24                | 9          | 130                    | 32           | 2                             | 0         | 139                               | 32           | 135                                    | 31           | 17 |
| 38                                 | 8          | 10                            | 16         | 7                 | 4          | 55                     | 28           | 0                             | 1         | 61                                | 29           | 65                                     | 25           | 18 |
| 46                                 | 13         | 24                            | 15         | 13                | 12         | 83                     | 40           | 10                            | 0         | 101                               | 41           | 98                                     | 40           | 19 |
| 155                                | 18         | 35                            | 18         | 35                | 14         | 225                    | 50           | 12                            | 2         | 248                               | 52           | 244                                    | 53           | 20 |
| 55                                 | 7          | 32                            | 18         | 16                | 11         | 103                    | 36           | 4                             | 1         | 114                               | 38           | 133                                    | 36           | 21 |
| 86                                 | 15         | 37                            | 21         | 20                | 17         | 143                    | 53           | 4                             | 1         | 154                               | 54           | 154                                    | 53           | 22 |
| 273                                | 26         | 34                            | 8          | 110               | 30         | 417                    | 64           | 24                            | 8         | 456                               | 74           | 453                                    | 76           | 23 |
| 86                                 | 17         | 56                            | 30         | 18                | 13         | 160                    | 60           | 3                             | 3         | 172                               | 65           | 176                                    | 63           | 24 |
| 58                                 | 14         | 15                            | 11         | 11                | 6          | 84                     | 31           | 3                             | 1         | 93                                | 33           | 99                                     | 31           | 25 |
| 102                                | 22         | 16                            | 7          | 15                | 8          | 133                    | 37           | 5                             | 1         | 147                               | 39           | 153                                    | 34           | 26 |
| 166                                | 34         | 50                            | 26         | 63                | 19         | 279                    | 79           | 7                             | 8         | 291                               | 88           | 298                                    | 92           | 27 |
| 54                                 | 12         | 19                            | 12         | 13                | 7          | 86                     | 31           | 5                             | 1         | 96                                | 33           | 106                                    | 27           | 28 |
| 49                                 | 8          | 11                            | 7          | 11                | 8          | 71                     | 23           | 3                             | 0         | 80                                | 23           | 82                                     | 20           | 29 |
| 35                                 | 7          | 31                            | 15         | 9                 | 11         | 75                     | 33           | 4                             | 1         | 85                                | 35           | 89                                     | 35           | 30 |
| 112                                | 17         | 22                            | 8          | 16                | 11         | 150                    | 36           | 4                             | 1         | 161                               | 37           | 178                                    | 30           | 31 |
| 88                                 | 17         | 49                            | 35         | 15                | 19         | 152                    | 71           | 6                             | 2         | 167                               | 73           | 171                                    | 77           | 32 |
| 64                                 | 13         | 21                            | 15         | 9                 | 8          | 94                     | 36           | 5                             | 1         | 104                               | 39           | 106                                    | 40           | 33 |
| 80                                 | 11         | 40                            | 20         | 22                | 13         | 142                    | 44           | 4                             | 1         | 155                               | 46           | 164                                    | 51           | 34 |
| 76                                 | 15         | 10                            | 7          | 10                | 12         | 96                     | 34           | 5                             | 1         | 106                               | 36           | 114                                    | 37           | 35 |
| 5                                  | 0          | 6                             | 1          | 1                 | 0          | 12                     | 1            | 1                             | 0         | 15                                | 1            | 11                                     | 0            | 36 |
| 163                                | 40         | 44                            | 14         | 39                | 26         | 246                    | 80           | 8                             | 4         | 262                               | 88           | 260                                    | 83           | 37 |
| 56                                 | 18         | 18                            | 9          | 10                | 13         | 84                     | 40           | 6                             | 1         | 96                                | 42           | 99                                     | 42           | 38 |
| 29                                 | 4          | 31                            | 10         | 11                | 5          | 71                     | 19           | 1                             | 0         | 77                                | 20           | 86                                     | 17           | 39 |
| 60                                 | 11         | 25                            | 17         | 9                 | 3          | 94                     | 31           | 2                             | 1         | 102                               | 34           | 100                                    | 37           | 40 |
| 103                                | 9          | 33                            | 5          | 21                | 13         | 157                    | 27           | 3                             | 1         | 168                               | 28           | 167                                    | 25           | 41 |
| 44                                 | 8          | 27                            | 9          | 10                | 10         | 81                     | 27           | 4                             | 1         | 92                                | 29           | 102                                    | 27           | 42 |
| 98                                 | 19         | 29                            | 13         | 26                | 4          | 153                    | 36           | 7                             | 2         | 171                               | 38           | 171                                    | 43           | 43 |
| 0                                  | 0          | 92                            | 7          | 10                | 5          | 102                    | 12           | 3                             | 2         | 116                               | 14           | 154                                    | 23           |    |
| <b>2,553</b>                       | <b>421</b> | <b>970</b>                    | <b>393</b> | <b>685</b>        | <b>357</b> | <b>4,208</b>           | <b>1,171</b> | <b>170</b>                    | <b>51</b> | <b>4,604</b>                      | <b>1,251</b> | <b>4,756</b>                           | <b>1,218</b> |    |
| <b>930</b>                         | <b>175</b> | <b>365</b>                    | <b>167</b> | <b>191</b>        | <b>117</b> | <b>1,486</b>           | <b>459</b>   | <b>52</b>                     | <b>14</b> | <b>1,633</b>                      | <b>483</b>   | <b>1,669</b>                           | <b>492</b>   |    |
| <b>3,483</b>                       | <b>596</b> | <b>1,335</b>                  | <b>560</b> | <b>876</b>        | <b>474</b> | <b>5,694</b>           | <b>1,630</b> | <b>222</b>                    | <b>65</b> | <b>6,237</b>                      | <b>1,734</b> | <b>6,425</b>                           | <b>1,710</b> |    |

# Table 19: Licensed Readers and Church Army 2011

Provinces of Canterbury and York (including Europe)

Licensed Readers and Church Army: male (m) and female (f)

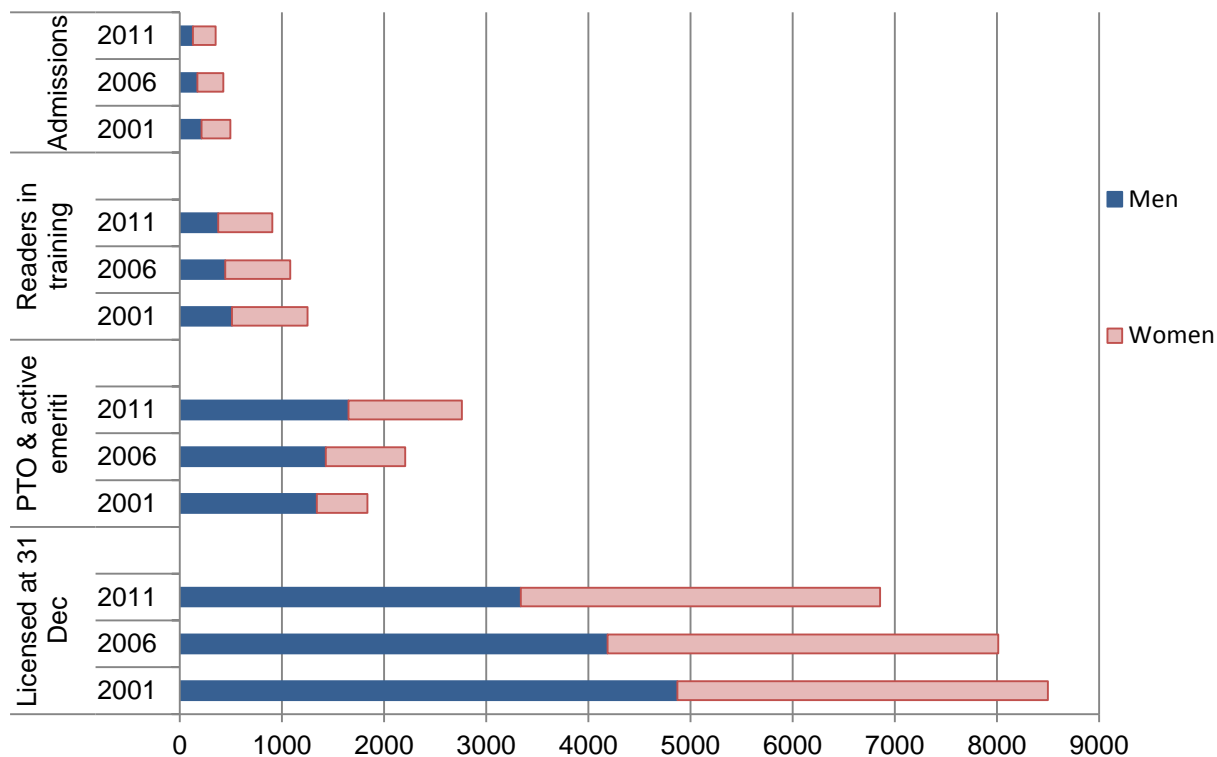
| Diocese                              |          | Reader admissions during year |            | Licensed Readers at 31 Dec 2011 |                |                |                | Readers in training |            | Church Army (lay evangelists) |           |
|--------------------------------------|----------|-------------------------------|------------|---------------------------------|----------------|----------------|----------------|---------------------|------------|-------------------------------|-----------|
|                                      |          | m                             | f          | m <sup>1</sup>                  |                | f <sup>1</sup> |                | m                   | f          | m                             | f         |
| 1 Bath & Wells                       | C        | 6                             | 4          | 102                             | (69)           | 132            | (38)           | 5                   | 7          | 3                             | 0         |
| 2 Birmingham                         | C        | 3                             | 5          | 74                              | (22)           | 86             | (26)           | 15                  | 16         | 1                             | 0         |
| 3 Blackburn                          | Y        | 1                             | 1          | 59                              | (34)           | 81             | (17)           | 6                   | 18         | 1                             | 0         |
| 4 Bradford                           | Y        | 1                             | 5          | 36                              | (26)           | 47             | (19)           | 9                   | 10         | 5                             | 1         |
| 5 Bristol                            | C        | 3                             | 8          | 69                              | (27)           | 104            | (31)           | 3                   | 8          | 0                             | 0         |
| 6 Canterbury                         | C        | 1                             | 2          | 35                              | (30)           | 52             | (22)           | 10                  | 8          | 6                             | 1         |
| 7 Carlisle                           | Y        | 2                             | 6          | 47                              | (33)           | 52             | (26)           | 9                   | 8          | 0                             | 0         |
| 8 Chelmsford                         | C        | 2                             | 6          | 113                             | (54)           | 157            | (37)           | 3                   | 10         | 4                             | 4         |
| 9 Chester                            | Y        | 7                             | 10         | 142                             | (124)          | 141            | (45)           | 18                  | 24         | 2                             | 2         |
| 10 Chichester                        | C        | 0                             | 0          | 96                              | (70)           | 54             | (41)           | 9                   | 17         | 3                             | 1         |
| 11 Coventry                          | C        | 3                             | 7          | 70                              | (26)           | 68             | (20)           | 2                   | 5          | 4                             | 2         |
| 12 Derby                             | C        | 1                             | 2          | 126                             | (30)           | 140            | (27)           | 3                   | 9          | 2                             | 0         |
| 13 Durham                            | Y        | 1                             | 3          | 62                              | (9)            | 76             | (8)            | 5                   | 11         | 1                             | 2         |
| 14 Ely                               | C        | 0                             | 4          | 63                              | (25)           | 62             | (20)           | 5                   | 8          | 2                             | 0         |
| 15 Exeter                            | C        | 8                             | 9          | 96                              | (52)           | 91             | (50)           | 12                  | 11         | 4                             | 0         |
| 16 Gloucester                        | C        | 0                             | 4          | 84                              | (17)           | 73             | (10)           | 9                   | 15         | 0                             | 1         |
| 17 Guildford                         | C        | 3                             | 2          | 73                              | (35)           | 46             | (21)           | 5                   | 4          | 4                             | 2         |
| 18 Hereford                          | C        | 1                             | 1          | 34                              | (11)           | 31             | (8)            | 5                   | 7          | 2                             | 1         |
| 19 Leicester                         | C        | 1                             | 1          | 60                              | (25)           | 68             | (14)           | 10                  | 6          | 1                             | 1         |
| 20 Lichfield                         | C        | 3                             | 20         | 144                             | (70)           | 162            | (52)           | 7                   | 13         | 7                             | 3         |
| 21 Lincoln                           | C        | 2                             | 0          | 50                              | (28)           | 80             | (15)           | 16                  | 32         | 2                             | 0         |
| 22 Liverpool                         | Y        | 10                            | 7          | 140                             | (38)           | 139            | (22)           | 17                  | 19         | 4                             | 3         |
| 23 London                            | C        | 13                            | 13         | 109                             | (27)           | 101            | (28)           | 6                   | 24         | 4                             | 2         |
| 24 Manchester                        | Y        | 2                             | 3          | 69                              | (47)           | 72             | (22)           | 5                   | 13         | 4                             | 2         |
| 25 Newcastle                         | Y        | 2                             | 2          | 28                              | (26)           | 49             | (19)           | 5                   | 13         | 2                             | 3         |
| 26 Norwich                           | C        | 1                             | 7          | 68                              | (61)           | 91             | (47)           | 3                   | 9          | 2                             | 1         |
| 27 Oxford                            | C        | 3                             | 4          | 103                             | (44)           | 94             | (37)           | 9                   | 17         | 1                             | 3         |
| 28 Peterborough                      | C        | 4                             | 8          | 76                              | (27)           | 70             | (13)           | 13                  | 16         | 3                             | 2         |
| 29 Portsmouth                        | C        | 3                             | 3          | 47                              | (21)           | 48             | (25)           | 3                   | 2          | 0                             | 0         |
| 30 Ripon & Leeds                     | Y        | 2                             | 7          | 50                              | (18)           | 47             | (28)           | 1                   | 11         | 2                             | 2         |
| 31 Rochester                         | C        | 2                             | 5          | 118                             | (76)           | 113            | (39)           | 17                  | 12         | 0                             | 2         |
| 32 St. Albans                        | C        | 4                             | 6          | 88                              | (48)           | 85             | (44)           | 21                  | 26         | 4                             | 0         |
| 33 St. Edms & Ipswich                | C        | 2                             | 5          | 60                              | (38)           | 44             | (33)           | 5                   | 10         | 3                             | 1         |
| 34 Salisbury                         | C        | 0                             | 3          | 56                              | (65)           | 46             | (36)           | 6                   | 8          | 0                             | 0         |
| 35 Sheffield                         | Y        | 4                             | 5          | 90                              | (18)           | 84             | (15)           | 15                  | 11         | 11                            | 8         |
| 36 Sodor & Man                       | Y        | 1                             | 0          | 12                              | (7)            | 7              | (2)            | 0                   | 2          | 0                             | 0         |
| 37 Southwark                         | C        | 6                             | 8          | 86                              | (58)           | 84             | (35)           | 17                  | 22         | 3                             | 3         |
| 38 Southwell & Nottingham            | Y        | 2                             | 10         | 122                             | (32)           | 147            | (25)           | 4                   | 4          | 4                             | 2         |
| 39 Truro                             | C        | 0                             | 3          | 38                              | (28)           | 36             | (14)           | 7                   | 9          | 2                             | 0         |
| 40 Wakefield                         | Y        | 4                             | 5          | 57                              | (13)           | 58             | (14)           | 9                   | 6          | 3                             | 0         |
| 41 Winchester                        | C        | 4                             | 3          | 91                              | (51)           | 95             | (16)           | 14                  | 10         | 5                             | 1         |
| 42 Worcester                         | C        | 3                             | 5          | 54                              | (27)           | 78             | (14)           | 3                   | 10         | 3                             | 1         |
| 43 York                              | Y        | 3                             | 10         | 103                             | (40)           | 100            | (25)           | 9                   | 14         | 3                             | 3         |
| 44 Europe                            | C        | 3                             | 0          | 40                              | (25)           | 25             | (11)           | 19                  | 15         | 0                             | 0         |
| <b>Totals Province of Canterbury</b> | <b>C</b> | <b>85</b>                     | <b>148</b> | <b>2,323</b>                    | <b>(1,187)</b> | <b>2,416</b>   | <b>(824)</b>   | <b>262</b>          | <b>366</b> | <b>75</b>                     | <b>32</b> |
| <b>Totals Province of York</b>       | <b>Y</b> | <b>42</b>                     | <b>74</b>  | <b>1,017</b>                    | <b>(465)</b>   | <b>1,100</b>   | <b>(287)</b>   | <b>112</b>          | <b>164</b> | <b>42</b>                     | <b>28</b> |
| <b>Totals CHURCH OF ENGLAND</b>      |          | <b>127</b>                    | <b>222</b> | <b>3,340</b>                    | <b>(1,652)</b> | <b>3,516</b>   | <b>(1,111)</b> | <b>374</b>          | <b>530</b> | <b>117</b>                    | <b>60</b> |
| <b>Comparable figures for 2010:</b>  |          |                               |            |                                 |                |                |                |                     |            |                               |           |
| <b>Totals Province of Canterbury</b> | <b>C</b> | <b>93</b>                     | <b>154</b> | <b>2,514</b>                    | <b>(1,175)</b> | <b>2,469</b>   | <b>(773)</b>   | <b>290</b>          | <b>386</b> | <b>75</b>                     | <b>35</b> |
| <b>Totals Province of York</b>       | <b>Y</b> | <b>45</b>                     | <b>52</b>  | <b>1,059</b>                    | <b>(455)</b>   | <b>1,130</b>   | <b>(310)</b>   | <b>105</b>          | <b>180</b> | <b>46</b>                     | <b>27</b> |
| <b>Totals CHURCH OF ENGLAND</b>      |          | <b>138</b>                    | <b>206</b> | <b>3,573</b>                    | <b>(1,630)</b> | <b>3,599</b>   | <b>(1,083)</b> | <b>395</b>          | <b>566</b> | <b>121</b>                    | <b>62</b> |

<sup>1</sup> Readers figures in brackets refer to the additional number of Readers with Permission to Officiate and active Emeriti. These figures have been revised since the publication of 'The Annual Report of the Central Readers Council of the Church of England 2011'.

## Notes

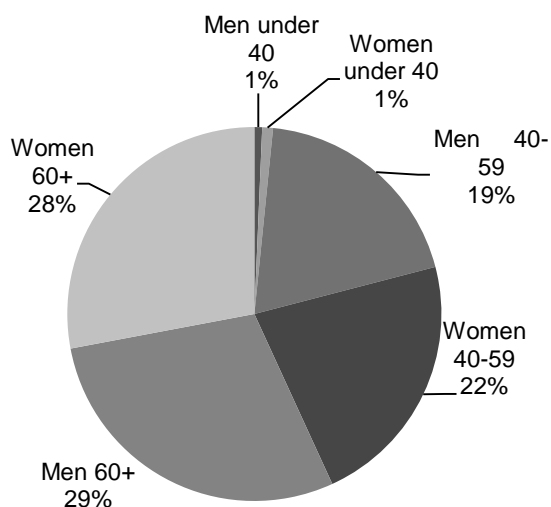
There are a further seven Church Army evangelists who are nationally deployed. Ordained Church Army evangelists are counted in the 'Chaplaincy and other ministries' table.

**Figure 21: Licensed Readers by gender 2001 to 2011**



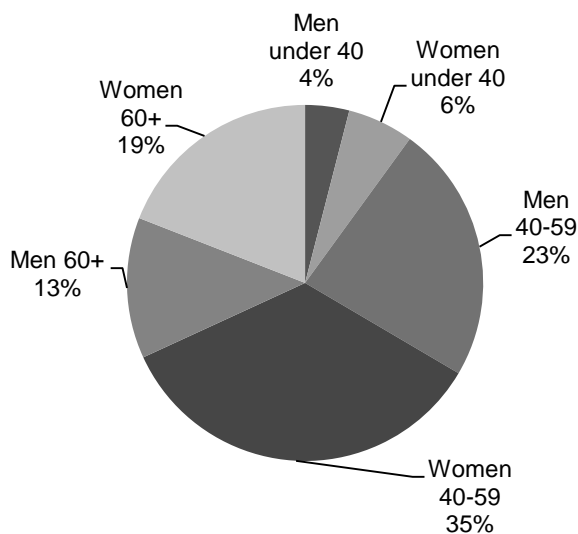
|       | Licensed at 31 Dec |      |      | PTO & active emeriti |      |      | Readers in training |      |      | Admissions |      |      |
|-------|--------------------|------|------|----------------------|------|------|---------------------|------|------|------------|------|------|
|       | 2001               | 2006 | 2011 | 2001                 | 2006 | 2011 | 2001                | 2006 | 2011 | 2001       | 2006 | 2011 |
| Men   | 4873               | 4187 | 3340 | 1342                 | 1430 | 1652 | 509                 | 444  | 374  | 213        | 172  | 127  |
| Women | 3626               | 3826 | 3516 | 494                  | 777  | 1111 | 740                 | 636  | 530  | 281        | 253  | 222  |

**Figure 22: Licensed Readers 2011**



Note: This is based on 39 dioceses (5686 Readers)

**Figure 23: Readers in training 2011**



Note: This is based on 36 dioceses (750 Readers)

# Table 20: Religious Communities and Orders 2011

Provinces of Canterbury and York (excluding Europe)

Compiled from information supplied by Superiors of Religious Communities

| Diocese                       |   | Men ( 9 Communities <sup>1</sup> ) |     |          |     | Women (35 Communities <sup>1</sup> ) |     |          |     | Number of 'houses' |
|-------------------------------|---|------------------------------------|-----|----------|-----|--------------------------------------|-----|----------|-----|--------------------|
|                               |   | Professed                          |     | Novices  |     | Professed                            |     | Novices  |     |                    |
|                               |   | Ordained                           | Lay | Ordained | Lay | Ordained                             | Lay | Ordained | Lay |                    |
| 1 Bath & Wells                | C | 0                                  | 0   | 0        | 0   | 1                                    | 3   | 0        | 1   | 3                  |
| 2 Birmingham                  | C | 0                                  | 0   | 0        | 0   | 2                                    | 13  | 0        | 0   | 3                  |
| 3 Blackburn                   | Y | 0                                  | 0   | 0        | 0   | 1                                    | 0   | 0        | 0   | 1                  |
| 4 Bradford                    | Y | 0                                  | 0   | 0        | 0   | 0                                    | 0   | 0        | 0   | 0                  |
| 5 Bristol                     | C | 0                                  | 0   | 0        | 0   | 0                                    | 3   | 0        | 0   | 1                  |
| 6 Canterbury                  | C | 2                                  | 1   | 0        | 0   | 0                                    | 1   | 0        | 0   | 2                  |
| 7 Carlisle                    | Y | 0                                  | 0   | 0        | 0   | 0                                    | 1   | 0        | 0   | 1                  |
| 8 Chelmsford                  | C | 6                                  | 2   | 0        | 1   | 1                                    | 1   | 0        | 0   | 2                  |
| 9 Chester                     | Y | 0                                  | 0   | 0        | 0   | 0                                    | 7   | 0        | 0   | 1                  |
| 10 Chichester                 | C | 3                                  | 5   | 0        | 0   | 0                                    | 17  | 0        | 0   | 6                  |
| 11 Coventry                   | C | 0                                  | 0   | 0        | 0   | 0                                    | 0   | 0        | 0   | 0                  |
| 12 Derby                      | C | 0                                  | 0   | 0        | 0   | 2                                    | 18  | 0        | 0   | 1                  |
| 13 Durham                     | Y | 1                                  | 0   | 0        | 0   | 0                                    | 0   | 0        | 0   | 0                  |
| 14 Ely                        | C | 0                                  | 0   | 0        | 0   | 0                                    | 0   | 0        | 0   | 0                  |
| 15 Exeter                     | C | 1                                  | 2   | 0        | 0   | 0                                    | 10  | 0        | 0   | 4                  |
| 16 Gloucester                 | C | 0                                  | 0   | 0        | 0   | 0                                    | 0   | 0        | 0   | 0                  |
| 17 Guildford                  | C | 0                                  | 0   | 0        | 0   | 1                                    | 1   | 0        | 0   | 1                  |
| 18 Hereford                   | C | 0                                  | 0   | 0        | 0   | 0                                    | 0   | 0        | 0   | 0                  |
| 19 Leicester                  | C | 0                                  | 0   | 0        | 0   | 1                                    | 2   | 0        | 0   | 1                  |
| 20 Lichfield                  | C | 0                                  | 0   | 0        | 0   | 0                                    | 0   | 0        | 0   | 0                  |
| 21 Lincoln                    | C | 0                                  | 0   | 0        | 0   | 1                                    | 2   | 0        | 0   | 1                  |
| 22 Liverpool                  | Y | 0                                  | 0   | 0        | 0   | 0                                    | 0   | 0        | 0   | 0                  |
| 23 London                     | C | 3                                  | 1   | 0        | 0   | 6                                    | 27  | 0        | 0   | 11                 |
| 24 Manchester (2008 data)     | Y | 0                                  | 0   | 0        | 0   | 0                                    | 2   | 0        | 0   | 1                  |
| 25 Newcastle                  | Y | 1                                  | 3   | 0        | 0   | 0                                    | 0   | 0        | 0   | 1                  |
| 26 Norwich                    | C | 0                                  | 0   | 0        | 0   | 0                                    | 16  | 0        | 0   | 4                  |
| 27 Oxford                     | C | 5                                  | 3   | 0        | 0   | 6                                    | 89  | 0        | 0   | 10                 |
| 28 Peterborough               | C | 0                                  | 0   | 0        | 0   | 0                                    | 2   | 0        | 0   | 1                  |
| 29 Portsmouth                 | C | 0                                  | 0   | 0        | 0   | 0                                    | 8   | 0        | 1   | 1                  |
| 30 Ripon & Leeds              | Y | 1                                  | 1   | 0        | 0   | 0                                    | 1   | 0        | 0   | 2                  |
| 31 Rochester                  | C | 0                                  | 0   | 0        | 0   | 1                                    | 13  | 0        | 2   | 2                  |
| 32 St. Albans                 | C | 0                                  | 0   | 0        | 0   | 0                                    | 0   | 0        | 0   | 0                  |
| 33 St. Edms & Ipswich         | C | 0                                  | 0   | 0        | 0   | 0                                    | 0   | 0        | 0   | 0                  |
| 34 Salisbury                  | C | 3                                  | 5   | 0        | 0   | 2                                    | 2   | 0        | 1   | 2                  |
| 35 Sheffield                  | Y | 1                                  | 2   | 0        | 1   | 0                                    | 0   | 0        | 0   | 1                  |
| 36 Sodor & Man                | Y | 0                                  | 0   | 0        | 0   | 0                                    | 0   | 0        | 0   | 0                  |
| 37 Southwark                  | C | 1                                  | 0   | 0        | 0   | 2                                    | 15  | 0        | 0   | 5                  |
| 38 Southwell & Nottingham     | Y | 0                                  | 0   | 0        | 0   | 0                                    | 8   | 0        | 0   | 2                  |
| 39 Truro                      | C | 0                                  | 0   | 0        | 0   | 0                                    | 0   | 0        | 0   | 0                  |
| 40 Wakefield                  | Y | 15                                 | 3   | 1        | 2   | 1                                    | 5   | 0        | 0   | 2                  |
| 41 Winchester                 | C | 5                                  | 1   | 0        | 0   | 0                                    | 0   | 0        | 0   | 1                  |
| 42 Worcester                  | C | 6                                  | 4   | 1        | 2   | 0                                    | 3   | 0        | 1   | 2                  |
| 43 York                       | Y | 0                                  | 0   | 0        | 0   | 1                                    | 37  | 0        | 0   | 2                  |
| Totals Province of Canterbury | C | 35                                 | 24  | 1        | 3   | 26                                   | 246 | 0        | 6   | 64                 |
| Totals Province of York       | Y | 19                                 | 9   | 1        | 3   | 3                                    | 61  | 0        | 0   | 14                 |
| Totals CHURCH OF ENGLAND      |   | 54                                 | 33  | 2        | 6   | 29                                   | 307 | 0        | 6   | 78                 |

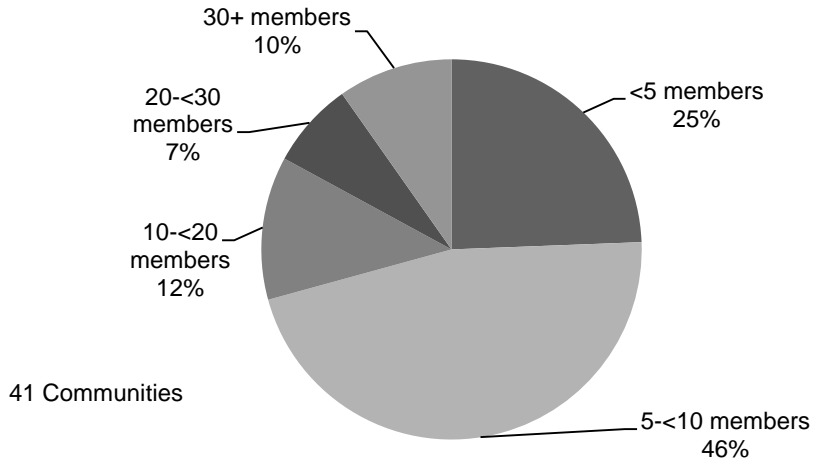
<sup>1</sup> Figures include men and women in three 'mixed' communities counted separately

## Notes

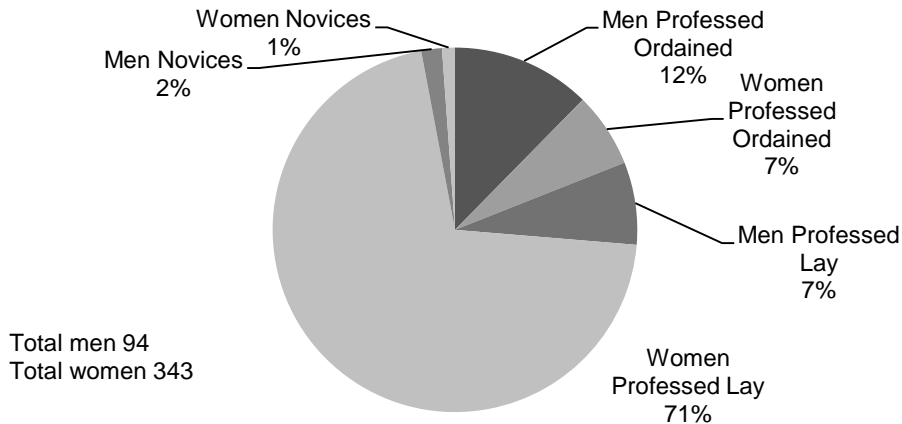
In addition, there are almost 5000 oblates (at least 3000 of these are lay members)



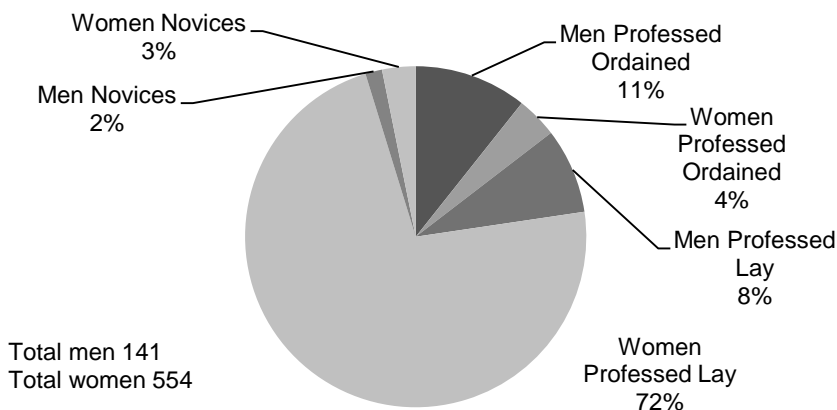
**Figure 24: Religious Communities by the number serving 2011**



**Figure 25: Proportion of men and women in Religious Communities 2011**



**Figure 26: Proportion of men and women in Religious Communities 2001**



## Table 21: Chaplaincy and other ministries 2011

Provinces of Canterbury and York (including Europe)

| Code              | Ministry  | Male         | Female     | Total        |
|-------------------|---|--------------|------------|--------------|
| AF                | Royal Navy chaplains  | 28           | 0          | 28           |
| AF                | Army chaplains  | 76           | 2          | 78           |
| AF                | Royal Air Force chaplains   | 42           | 2          | 44           |
| PC                | Prison chaplains  | 66           | 34         | 100          |
| HC                | Hospital/healthcare chaplains   | 164          | 120        | 284          |
| SC                | School chaplains <sup>1</sup>   | 136          | 31         | 167          |
| HE/FE             | Higher and Further Education chaplains <sup>1</sup>   | 68           | 19         | 87           |
| OC                | Other chaplains <sup>2</sup>  | 196          | 43         | 239          |
| NS                | Other self-supporting clergy <sup>3</sup>   | 212          | 103        | 315          |
| TC                | Ordained staff of theological and bible colleges and other Christian centres for education and research | 90           | 28         | 118          |
| RC                | Ordained members of religious communities <sup>4</sup>  | 56           | 29         | 85           |
| CA                | Ordained Church Army evangelists (not counted elsewhere)  | 8            | 3          | 11           |
| <b>Total 2011</b> |   | <b>1,142</b> | <b>414</b> | <b>1,556</b> |
| <b>Total 2010</b> |   | <b>1,175</b> | <b>423</b> | <b>1,598</b> |

1 Apart from chaplains, ordained members of the teaching staffs of schools and colleges are not counted here, but are included within the self-supporting clergy figures.

2 'Other chaplains' includes full and part-time ordained staff of retreat houses, conference and healing centres, shrines, almshouses, missionary societies and communities.

3 'Other self-supporting clergy' includes: full and part-time ordained staff with either diocesan or non-diocesan appointments; some cathedral clergy; certain chaplains; and those who are not parish deployable but with licence to officiate or permission to officiate.

4 Of these, are professed in vows and are novices. There are an additional lay members of religious communities who are professed in vows (Source noted men and Pensions board figure, annual report women).

### Notes

The above figures capture those in chaplaincy and other ministries as at 31 December 2011

The figures for chaplains and other ministers working outside the parish framework are based on statistics derived from the database used to compile Crockford's Clerical Directory (with the exception of religious communities and Church Army where data is collected from source). Where possible, they have been cross-referenced with material produced by organizing bodies (Ministry of Defence for the forces chaplains; Home Office for prison chaplains; Hospital Chaplaincies Council for hospital chaplains).

In addition there are 93 accredited lay workers on the Church Commissioners' payroll (including some church army evangelists), 5 licensed deaconesses, and a further 14 full-time clergy on the staff of Church House and Lambeth Palace.

The table does not include chaplains and other clergy counted elsewhere in the statistics; for example chaplains who have a diocesan appointment and are on the Church Commissioners' payroll.

Where an individual holds more than one appointment it has been a subjective decision as to where to place an individual. This means that there is inevitably some disparity between the above figures and those for previous years.

# Table 22: Stipendiary clergy ethnicity 2011

Provinces of Canterbury and York (including Europe)

|                                      |          | Per cent white | Per cent BME | Data coverage <sup>1</sup> |
|--------------------------------------|----------|----------------|--------------|----------------------------|
| Diocese                              |          |                |              |                            |
| 1 Bath & Wells                       | C        | 99.4%          | 0.6%         | (82%)                      |
| 2 Birmingham                         | C        | 92.8%          | 7.2%         | (82%)                      |
| 3 Blackburn                          | Y        | 97.8%          | 2.2%         | (77%)                      |
| 4 Bradford                           | Y        | 94.6%          | 5.4%         | (87%)                      |
| 5 Bristol                            | C        | 98.1%          | 1.9%         | (85%)                      |
| 6 Canterbury                         | C        | 97.3%          | 2.7%         | (78%)                      |
| 7 Carlisle                           | Y        | 98.1%          | 1.9%         | (82%)                      |
| 8 Chelmsford                         | C        | 91.9%          | 8.1%         | (83%)                      |
| 9 Chester                            | Y        | 98.6%          | 1.4%         | (84%)                      |
| 10 Chichester                        | C        | 97.4%          | 2.6%         | (77%)                      |
| 11 Coventry                          | C        | 95.8%          | 4.2%         | (77%)                      |
| 12 Derby                             | C        | 99.1%          | 0.9%         | (78%)                      |
| 13 Durham                            | Y        | 100.0%         | 0.0%         | (79%)                      |
| 14 Ely                               | C        | 98.3%          | 1.7%         | (86%)                      |
| 15 Exeter                            | C        | 98.4%          | 1.6%         | (80%)                      |
| 16 Gloucester                        | C        | 98.2%          | 1.8%         | (81%)                      |
| 17 Guildford                         | C        | 100.0%         | 0.0%         | (87%)                      |
| 18 Hereford                          | C        | 97.2%          | 2.8%         | (78%)                      |
| 19 Leicester                         | C        | 96.6%          | 3.4%         | (80%)                      |
| 20 Lichfield                         | C        | 94.9%          | 5.1%         | (81%)                      |
| 21 Lincoln                           | C        | 99.2%          | 0.8%         | (80%)                      |
| 22 Liverpool                         | Y        | 99.5%          | 0.5%         | (94%)                      |
| 23 London                            | C        | 95.5%          | 4.5%         | (77%)                      |
| 24 Manchester                        | Y        | 96.1%          | 3.9%         | (84%)                      |
| 25 Newcastle                         | Y        | 98.0%          | 2.0%         | (74%)                      |
| 26 Norwich                           | C        | 99.4%          | 0.6%         | (79%)                      |
| 27 Oxford                            | C        | 98.1%          | 1.9%         | (81%)                      |
| 28 Peterborough                      | C        | 97.2%          | 2.8%         | (80%)                      |
| 29 Portsmouth                        | C        | 97.0%          | 3.0%         | (92%)                      |
| 30 Ripon & Leeds                     | Y        | 93.8%          | 6.3%         | (79%)                      |
| 31 Rochester                         | C        | 95.7%          | 4.3%         | (79%)                      |
| 32 St. Albans                        | C        | 98.1%          | 1.9%         | (83%)                      |
| 33 St. Edms & Ipswich                | C        | 99.1%          | 0.9%         | (74%)                      |
| 34 Salisbury                         | C        | 99.4%          | 0.6%         | (79%)                      |
| 35 Sheffield                         | Y        | 97.7%          | 2.3%         | (87%)                      |
| 36 Sodor & Man                       | Y        | 100.0%         | 0.0%         | (63%)                      |
| 37 Southwark                         | C        | 92.2%          | 7.8%         | (79%)                      |
| 38 Southwell & Nottingham            | Y        | 96.8%          | 3.2%         | (85%)                      |
| 39 Truro                             | C        | 98.8%          | 1.2%         | (77%)                      |
| 40 Wakefield                         | Y        | 98.2%          | 1.8%         | (79%)                      |
| 41 Winchester                        | C        | 99.4%          | 0.6%         | (80%)                      |
| 42 Worcester                         | C        | 100.0%         | 0.0%         | (77%)                      |
| 43 York                              | Y        | 98.8%          | 1.2%         | (79%)                      |
| <b>Totals Province of Canterbury</b> | <b>C</b> | <b>96.9%</b>   | <b>3.1%</b>  | <b>(80%)</b>               |
| <b>Totals Province of York</b>       | <b>Y</b> | <b>97.8%</b>   | <b>2.2%</b>  | <b>(83%)</b>               |
| <b>Totals CHURCH OF ENGLAND</b>      |          | <b>97.2%</b>   | <b>2.8%</b>  | <b>(81%)</b>               |

<sup>1</sup> Ethnicity data are incomplete therefore per cent BME figures can only be regarded as estimates.

**Table 23: Age profile of full time clergy 2011**

Provinces of Canterbury and York (excluding Europe)

**Full time clergy: male (m) and female (f)**

| Age                | Dignitaries (including beneficed) |                      |              |    |            |    |              |    |                      |    |
|--------------------|-----------------------------------|----------------------|--------------|----|------------|----|--------------|----|----------------------|----|
|                    | Diocesan<br>bishops               | Suffragan<br>bishops | Arch-deacons |    | Cathedrals |    |              |    | Total<br>dignitaries |    |
|                    |                                   |                      |              |    | Deans      |    | Other clergy |    |                      |    |
|                    | m                                 | m                    | m            | f  | m          | f  | m            | f  | m                    | f  |
| Under 25           | 0                                 | 0                    | 0            | 0  | 0          | 0  | 0            | 0  | 0                    | 0  |
| 25-29              | 0                                 | 0                    | 0            | 0  | 0          | 0  | 0            | 0  | 0                    | 0  |
| 30-34              | 0                                 | 0                    | 0            | 0  | 0          | 0  | 1            | 1  | 1                    | 1  |
| 35-39              | 0                                 | 0                    | 0            | 0  | 0          | 0  | 2            | 4  | 2                    | 4  |
| 40-44              | 0                                 | 1                    | 3            | 0  | 0          | 0  | 9            | 2  | 13                   | 2  |
| 45-49              | 0                                 | 5                    | 7            | 3  | 2          | 0  | 15           | 2  | 29                   | 5  |
| 50-54              | 8                                 | 8                    | 14           | 7  | 4          | 2  | 22           | 3  | 56                   | 12 |
| 55-59              | 11                                | 24                   | 30           | 4  | 11         | 2  | 17           | 4  | 93                   | 10 |
| Total under 60     | 19                                | 38                   | 54           | 14 | 17         | 4  | 66           | 16 | 194                  | 34 |
| 60-64              | 15                                | 20                   | 26           | 3  | 10         | 0  | 20           | 2  | 91                   | 5  |
| 65-69              | 9                                 | 2                    | 7            | 0  | 4          | 0  | 3            | 0  | 25                   | 0  |
| 70 and over        | 0                                 | 0                    | 0            | 0  | 0          | 0  | 0            | 0  | 0                    | 0  |
| Total 60 and over  | 24                                | 22                   | 33           | 3  | 14         | 0  | 23           | 2  | 116                  | 5  |
| All                | 43                                | 60                   | 87           | 17 | 31         | 4  | 89           | 18 | 310                  | 39 |
| Average age, years | 60                                | 57                   | 57           | 55 | 59         | 54 | 52           | 48 | 56                   | 51 |

1 Incumbents and incumbent status includes Team vicars, Priests in charge and Curates in charge of Conventional Districts. Assistant curates includes Parish Deacons

**Table 24: Age profile of other diocesan clergy 2011**

| Age                | Part time (stipendiary) |     | Self supporting |      | Total |      | m+f   |
|--------------------|-------------------------|-----|-----------------|------|-------|------|-------|
|                    | m                       | f   | m               | f    | m     | f    |       |
| Under 25           | 0                       | 0   | 0               | 0    | 0     | 0    | 0     |
| 25-29              | 1                       | 2   | 1               | 0    | 2     | 2    | 4     |
| 30-34              | 8                       | 7   | 13              | 7    | 21    | 14   | 35    |
| 35-39              | 3                       | 10  | 35              | 24   | 38    | 34   | 72    |
| 40-44              | 12                      | 22  | 49              | 40   | 61    | 62   | 123   |
| 45-49              | 17                      | 29  | 114             | 96   | 131   | 125  | 256   |
| 50-54              | 28                      | 23  | 136             | 200  | 164   | 223  | 387   |
| 55-59              | 32                      | 41  | 255             | 302  | 287   | 343  | 630   |
| Total under 60     | 101                     | 134 | 603             | 669  | 704   | 803  | 1507  |
| 60-64              | 46                      | 38  | 342             | 413  | 388   | 451  | 839   |
| 65-69              | 24                      | 21  | 270             | 348  | 294   | 369  | 663   |
| 70 and over        | 6                       | 2   | 141             | 108  | 147   | 110  | 257   |
| Total 60 and over  | 76                      | 61  | 753             | 869  | 829   | 930  | 1,759 |
| Age unknown        | 1                       | 0   | 51              | 98   | 52    | 98   | 150   |
| All                | 178                     | 195 | 1407            | 1636 | 1585  | 1831 | 3,416 |
| Average age, years | 56                      | 53  | 60              | 60   | 59    | 59   | 59    |

| Parochial clergy   |       |                                |     |                        |       |       | Non-parochial diocesan clergy |    | Total stipendiary diocesan clergy |       |       |
|--|-------|--------------------------------|-----|------------------------|-------|-------|-------------------------------|----|-----------------------------------|-------|-------|
| Incumbents and Incumbent status (excluding dignitaries) <sup>1</sup> |       | Assistant curates <sup>1</sup> |     | Total parochial clergy |       |       |                               |    |                                   |       |       |
| m  | f     | m                              | f   | m                      | f     | m+f   | m                             | f  | m                                 | f     | m+f   |
| 0  | 0     | 5                              | 1   | 5                      | 1     | 6     | 0                             | 0  | 5                                 | 1     | 6     |
| 5  | 0     | 56                             | 19  | 61                     | 19    | 80    | 1                             | 0  | 62                                | 19    | 81    |
| 60   | 12    | 167                            | 47  | 228                    | 60    | 288   | 9                             | 3  | 237                               | 63    | 300   |
| 211  | 50    | 204                            | 63  | 417                    | 117   | 534   | 11                            | 5  | 428                               | 122   | 550   |
| 438  | 77    | 169                            | 69  | 620                    | 148   | 768   | 24                            | 6  | 644                               | 154   | 798   |
| 696  | 170   | 98                             | 88  | 823                    | 263   | 1086  | 30                            | 16 | 853                               | 279   | 1132  |
| 996  | 270   | 91                             | 106 | 1143                   | 388   | 1531  | 52                            | 12 | 1195                              | 400   | 1595  |
| 1053   | 324   | 47                             | 61  | 1193                   | 395   | 1588  | 47                            | 17 | 1240                              | 412   | 1652  |
| 3459   | 903   | 837                            | 454 | 4490                   | 1391  | 5881  | 174                           | 59 | 4664                              | 1450  | 6114  |
| 955  | 207   | 24                             | 13  | 1070                   | 225   | 1295  | 34                            | 2  | 1104                              | 227   | 1331  |
| 282  | 39    | 5                              | 2   | 312                    | 41    | 353   | 11                            | 2  | 323                               | 43    | 366   |
| 30   | 0     | 0                              | 0   | 30                     | 0     | 30    | 0                             | 0  | 30                                | 0     | 30    |
| 1,267  | 246   | 29                             | 15  | 1,412                  | 266   | 1,678 | 45                            | 4  | 1,457                             | 270   | 1,727 |
| 4,726  | 1,149 | 866                            | 469 | 5,592                  | 1,618 | 7,210 | 219                           | 63 | 6,121                             | 1,720 | 7,841 |
| 53   | 53    | 40                             | 45  | 48                     | 50    | 49    | 51                            | 50 | 50                                | 49    | 49    |

**Figure 27: Age profile of stipendiary and self supporting ministers 2011**

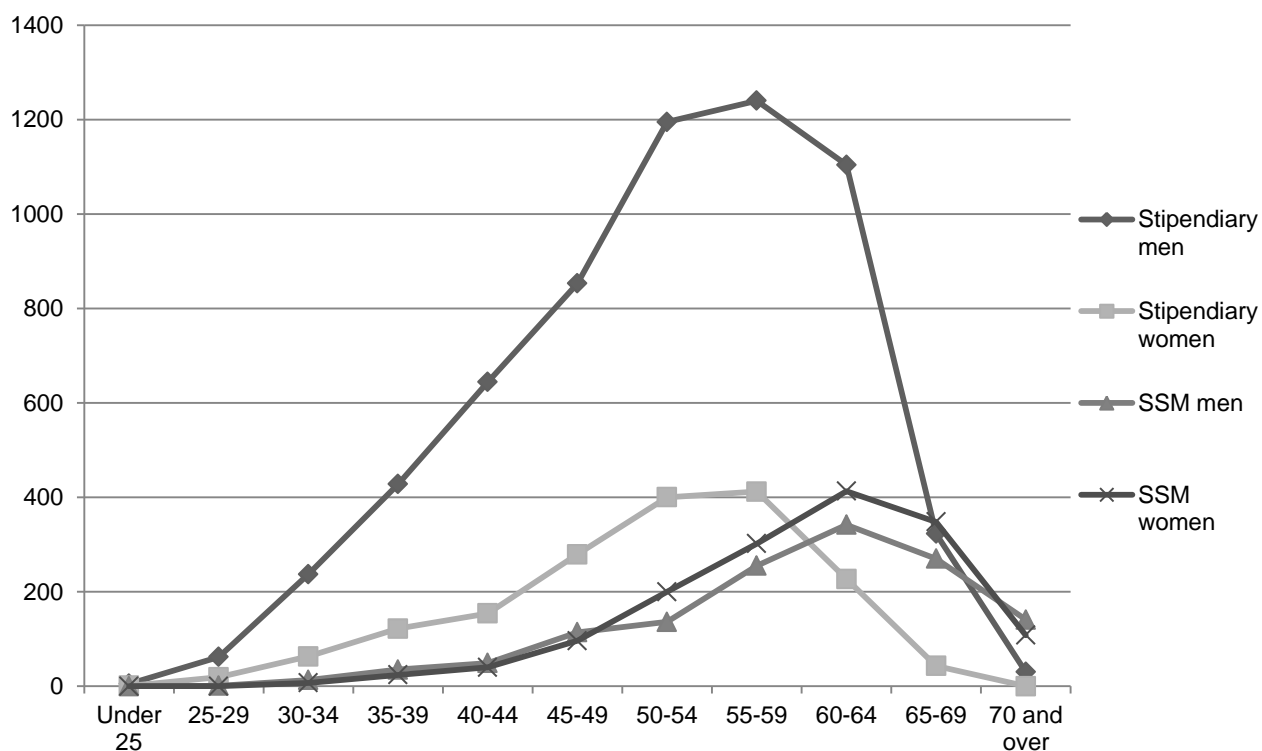
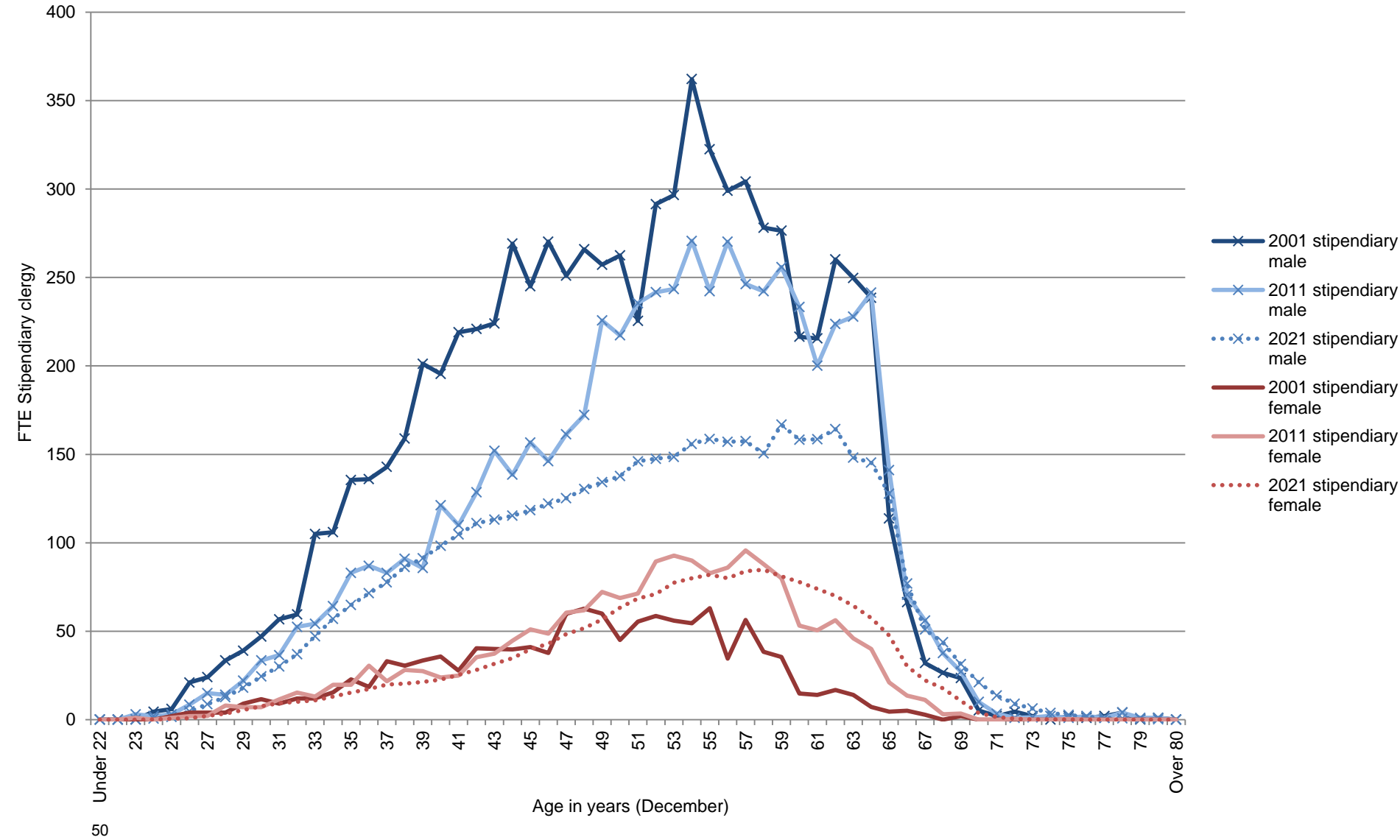
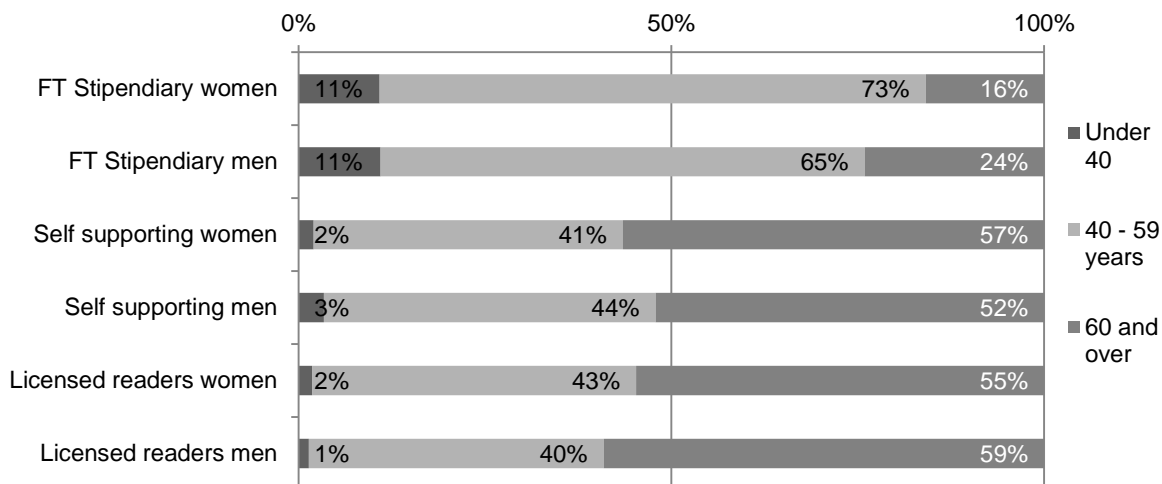


Figure 28: Age profiles of stipendiary clergy

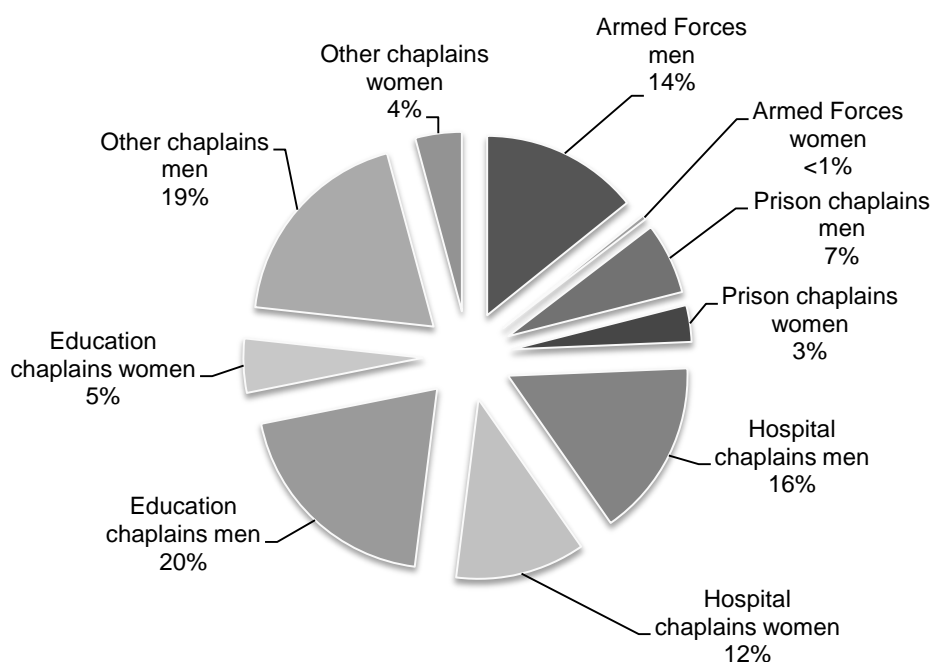
2001 and 2011 actuals, with 2021 projections



**Figure 29: Age and gender profiles of licensed ministers 2011**

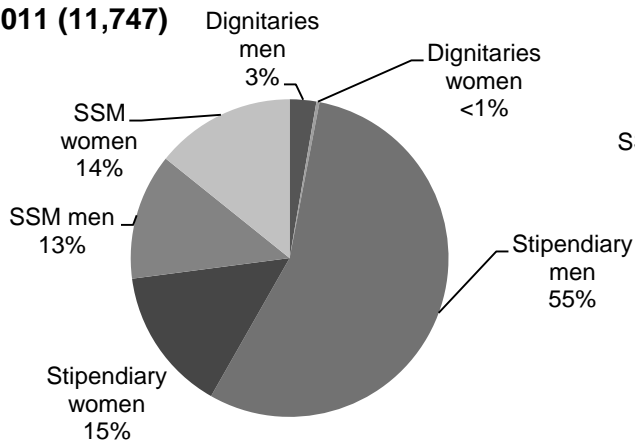


**Figure 30: Chaplains 2011**

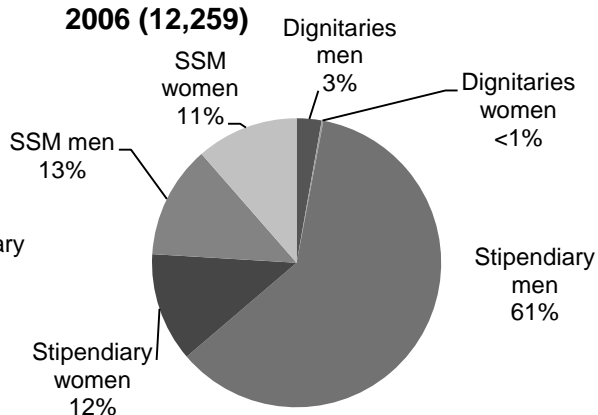


**Figure 31: Diocesan clergy 2011 and 2006**

**2011 (11,747)**



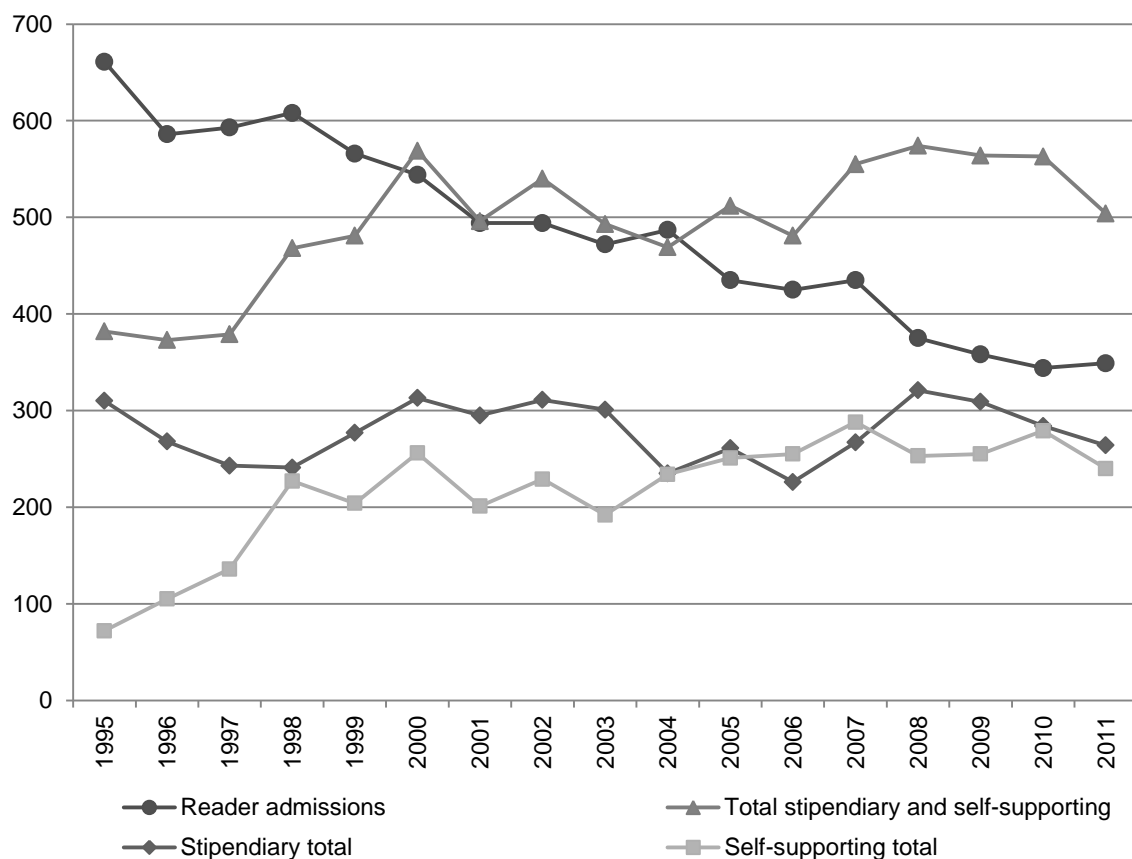
**2006 (12,259)**



**Table 25: Ordinations and Reader admissions 1995 to 2011**

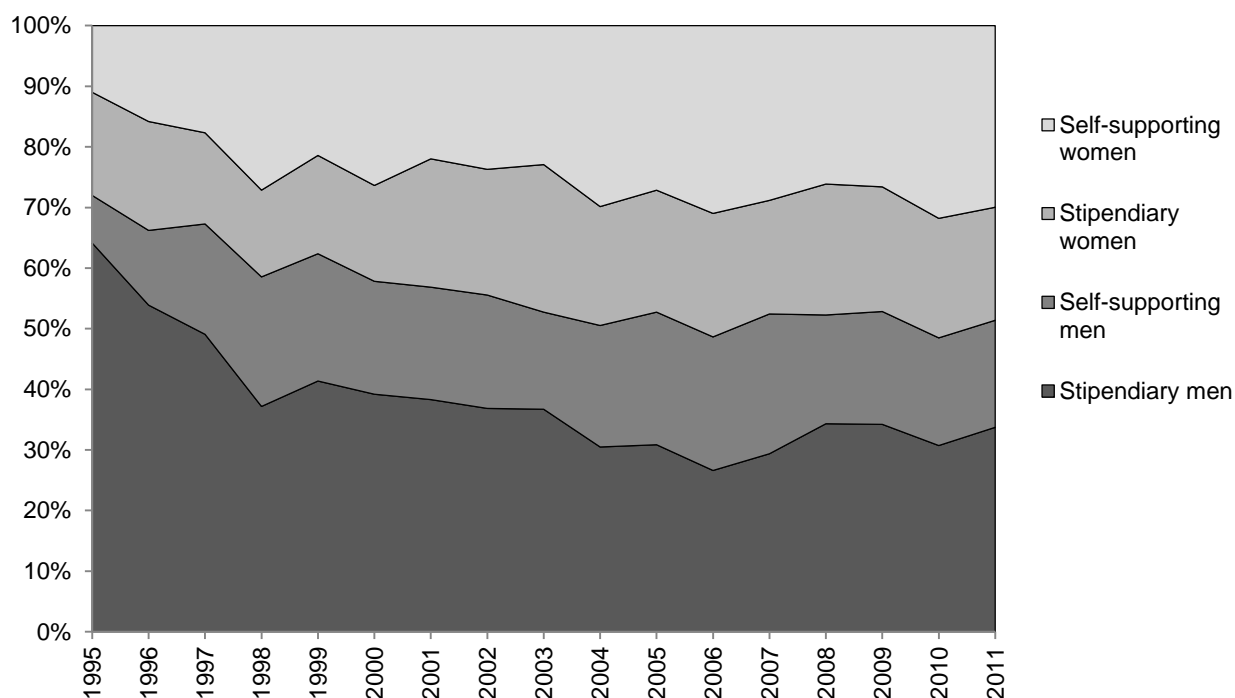
|      | Stipendiary |     |       | Self-supporting |     |       | Total stipendiary and self-supporting | Readers |
|------|-------------|-----|-------|-----------------|-----|-------|---------------------------------------|---------|
|      | m           | f   | Total | m               | f   | Total |                                       |         |
| 1995 | 245         | 65  | 310   | 30              | 42  | 72    | 382                                   | 661     |
| 1996 | 201         | 67  | 268   | 46              | 59  | 105   | 373                                   | 586     |
| 1997 | 186         | 57  | 243   | 69              | 67  | 136   | 379                                   | 593     |
| 1998 | 174         | 67  | 241   | 100             | 127 | 227   | 468                                   | 608     |
| 1999 | 199         | 78  | 277   | 101             | 103 | 204   | 481                                   | 566     |
| 2000 | 223         | 90  | 313   | 106             | 150 | 256   | 569                                   | 544     |
| 2001 | 190         | 105 | 295   | 92              | 109 | 201   | 496                                   | 494     |
| 2002 | 199         | 112 | 311   | 101             | 128 | 229   | 540                                   | 494     |
| 2003 | 181         | 120 | 301   | 79              | 113 | 192   | 493                                   | 472     |
| 2004 | 143         | 92  | 235   | 94              | 140 | 234   | 469                                   | 487     |
| 2005 | 158         | 103 | 261   | 112             | 139 | 251   | 512                                   | 435     |
| 2006 | 128         | 98  | 226   | 106             | 149 | 255   | 481                                   | 425     |
| 2007 | 163         | 104 | 267   | 128             | 160 | 288   | 555                                   | 435     |
| 2008 | 197         | 124 | 321   | 103             | 150 | 253   | 574                                   | 375     |
| 2009 | 193         | 116 | 309   | 105             | 150 | 255   | 564                                   | 358     |
| 2010 | 173         | 111 | 284   | 100             | 179 | 279   | 563                                   | 344     |
| 2011 | 170         | 94  | 264   | 89              | 151 | 240   | 504                                   | 349     |

**Figure 32: Ordinations and Reader admissions 1995 to 2011**





**Figure 33: Proportion of ordinations by gender 1995 to 2011**

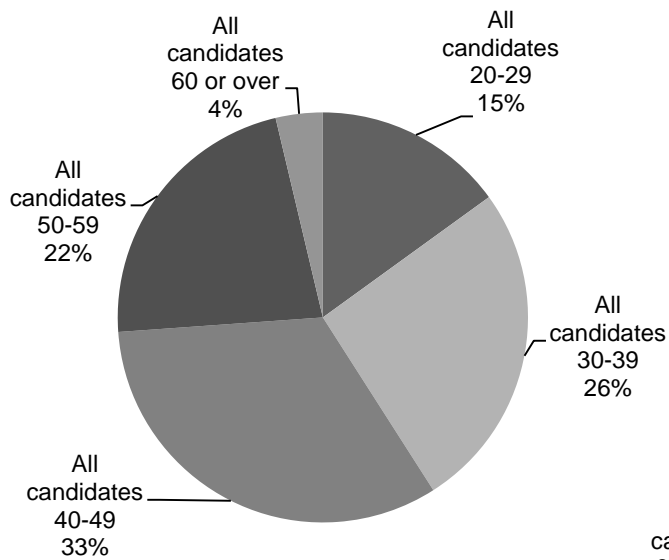


**Table 26: Ages of candidates recommended for ordination training 1999 to 2011**

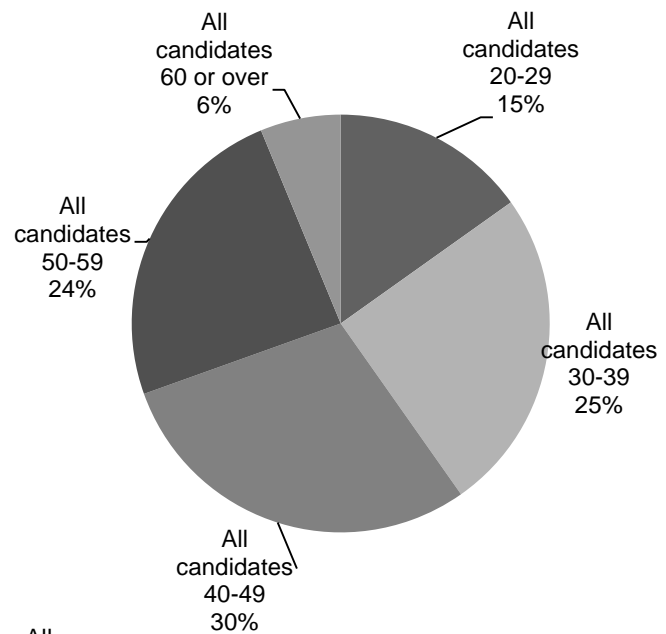
|      | 20-29 | 30-39 | 40-49 | 50-59 | 60 or over | Total |
|------|-------|-------|-------|-------|------------|-------|
| 1999 | 99    | 140   | 154   | 127   | 28         | 548   |
| 2000 | 106   | 146   | 148   | 123   | 14         | 537   |
| 2001 | 73    | 126   | 160   | 109   | 18         | 486   |
| 2002 | 71    | 103   | 149   | 125   | 27         | 475   |
| 2003 | 78    | 118   | 159   | 124   | 26         | 505   |
| 2004 | 71    | 117   | 166   | 157   | 53         | 564   |
| 2005 | 86    | 123   | 173   | 161   | 35         | 578   |
| 2006 | 90    | 149   | 174   | 144   | 37         | 594   |
| 2007 | 88    | 155   | 174   | 132   | 46         | 595   |
| 2008 | 82    | 117   | 133   | 117   | 41         | 490   |
| 2009 | 74    | 112   | 136   | 126   | 43         | 491   |
| 2010 | 108   | 94    | 140   | 117   | 56         | 515   |
| 2011 | 77    | 126   | 138   | 91    | 32         | 464   |

**Figure 34: Ages of candidates recommended for ordination training**

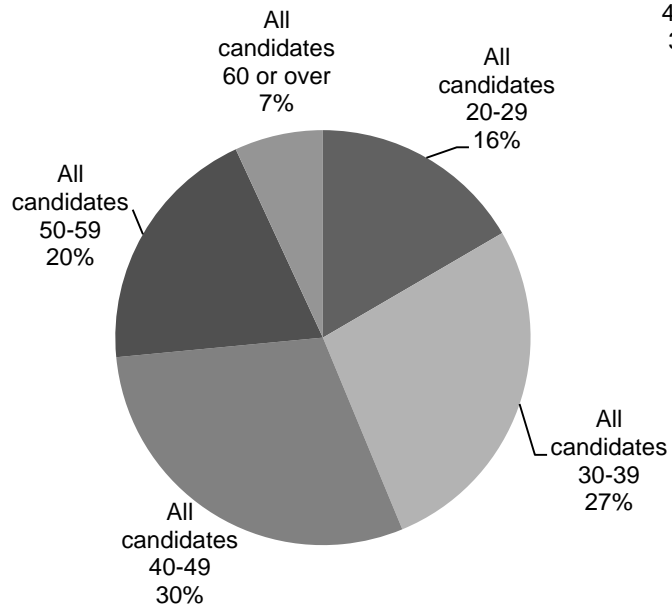
**2001 (486)**



**2006 (594)**



**2011 (464)**



**Table 27: Stipendiary clergy losses and gains 1996-2011****Full time stipendiary clergy: male (m) and female (f)**

| Year | Deaths in service |   | Retirements |    | Other losses |    | FT to PT |    | Total losses |     |
|------|-------------------|---|-------------|----|--------------|----|----------|----|--------------|-----|
|      | m                 | f | m           | f  | m            | f  | m        | f  | m            | f   |
| 1996 | 29                | 2 | 363         | 17 | 241          | 41 | -        | -  | 633          | 60  |
| 1997 | 21                | 1 | 357         | 19 | 207          | 25 | -        | -  | 585          | 45  |
| 1998 | 24                | - | 329         | 16 | 187          | 28 | -        | -  | 540          | 44  |
| 1999 | 25                | 2 | 317         | 16 | 201          | 39 | -        | -  | 543          | 57  |
| 2000 | 17                | 2 | 349         | 19 | 182          | 49 | -        | -  | 548          | 70  |
| 2001 | 15                | 3 | 359         | 27 | 210          | 52 | -        | -  | 584          | 82  |
| 2002 | 18                | 1 | 332         | 35 | 180          | 54 | -        | -  | 530          | 90  |
| 2003 | 19                | 2 | 310         | 27 | 184          | 46 | -        | -  | 513          | 75  |
| 2004 | 11                | 1 | 285         | 28 | 199          | 71 | -        | -  | 495          | 100 |
| 2005 | 17                | 2 | 252         | 40 | 179          | 72 | -        | -  | 448          | 114 |
| 2006 | 16                | 2 | 262         | 34 | 165          | 60 | -        | -  | 443          | 96  |
| 2007 | 12                | 1 | 274         | 38 | 179          | 57 | -        | -  | 465          | 96  |
| 2008 | 8                 | - | 256         | 38 | 173          | 69 | -        | -  | 437          | 107 |
| 2009 | 13                | - | 303         | 34 | 158          | 65 | -        | -  | 474          | 99  |
| 2010 | 12                | 4 | 264         | 58 | 175          | 42 | 16       | 18 | 467          | 122 |
| 2011 | 11                | 1 | 269         | 33 | 155          | 64 | 19       | 23 | 454          | 121 |

| Year | Ordinations |     | Other gains |    | PT to FT |    | Total gains |     | Net loss or gain |    |
|------|-------------|-----|-------------|----|----------|----|-------------|-----|------------------|----|
|      | m           | f   | m           | f  | m        | f  | m           | f   | m                | f  |
| 1996 | 201         | 67  | 137         | 32 | -        | -  | 338         | 99  | -295             | 39 |
| 1997 | 186         | 57  | 129         | 48 | -        | -  | 315         | 105 | -270             | 60 |
| 1998 | 174         | 67  | 144         | 41 | -        | -  | 318         | 108 | -222             | 64 |
| 1999 | 199         | 78  | 150         | 57 | -        | -  | 349         | 135 | -194             | 78 |
| 2000 | 223         | 90  | 151         | 46 | -        | -  | 374         | 136 | -174             | 66 |
| 2001 | 186         | 95  | 147         | 51 | -        | -  | 333         | 146 | -251             | 64 |
| 2002 | 195         | 106 | 123         | 54 | -        | -  | 318         | 160 | -212             | 70 |
| 2003 | 181         | 120 | 123         | 47 | -        | -  | 304         | 167 | -209             | 92 |
| 2004 | 143         | 92  | 110         | 51 | -        | -  | 253         | 143 | -242             | 43 |
| 2005 | 155         | 99  | 141         | 78 | -        | -  | 296         | 177 | -152             | 63 |
| 2006 | 128         | 92  | 97          | 40 | -        | -  | 225         | 132 | -218             | 36 |
| 2007 | 161         | 100 | 76          | 32 | -        | -  | 237         | 132 | -228             | 36 |
| 2008 | 191         | 116 | 105         | 43 | -        | -  | 296         | 159 | -141             | 52 |
| 2009 | 192         | 111 | 101         | 41 | -        | -  | 293         | 152 | -181             | 53 |
| 2010 | 171         | 105 | 109         | 56 | 7        | 12 | 287         | 173 | -180             | 51 |
| 2011 | 169         | 94  | 124         | 55 | 11       | 5  | 304         | 154 | -150             | 33 |

**Notes**

Figures are based on the numbers of clergy leaving and entering the clergy payroll (excluding the Diocese in Europe), which is held currently by the Church Commissioners. The losses and gains recorded include people that have moved to and from the Diocese in Europe, to and from posts which are funded by external agencies such as National Health Service Trusts, the Prison Service, mission agencies or schools, and between stipendiary and self-supporting ministry or full-time and part-time.

## Projections of stipendiary diocesan clergy 2012 to 2016

Projections are intended to show the implications of letting present trends continue, rather than as explicit predictions of the future. They are calculated by considering past clergy losses and gains, together with the number of ordinations to stipendiary ministry anticipated for 2012 and 2013, and applying them to the actual numbers of stipendiary clergy in post on 31st December 2011. Below are actuals and projections for men and women, and over the page is a graph illustrating projection scenarios based on different trends in age at retirement and numbers of ordinations.

**Table 28: Full time equivalence of stipendiary clergy: actuals and projections**

|             | Year | Males | Females | Total <sup>1</sup> |
|-------------|------|-------|---------|--------------------|
| Actuals     | 2001 | 8,080 | 1,260   | 9,340              |
|             | 2002 | 7,870 | 1,330   | 9,200              |
|             | 2003 | 7,670 | 1,430   | 9,100              |
|             | 2004 | 7,430 | 1,470   | 8,900              |
|             | 2005 | 7,280 | 1,540   | 8,820              |
|             | 2006 | 7,060 | 1,570   | 8,630              |
|             | 2007 | 6,840 | 1,610   | 8,450              |
|             | 2008 | 6,700 | 1,660   | 8,360              |
|             | 2009 | 6,530 | 1,720   | 8,250              |
|             | 2010 | 6,350 | 1,770   | 8,120              |
|             | 2011 | 6,210 | 1,820   | 8,030              |
| Projections | 2012 | 6,100 | 1,840   | 7,940              |
|             | 2013 | 5,980 | 1,850   | 7,830              |
|             | 2014 | 5,860 | 1,860   | 7,720              |
|             | 2015 | 5,750 | 1,880   | 7,630              |
|             | 2016 | 5,650 | 1,880   | 7,530              |

<sup>1</sup> Figures are rounded to the nearest 10 and figures may not add up as a result.

**Figure 35: Full time equivalence of stipendiary clergy: actuals and projections**

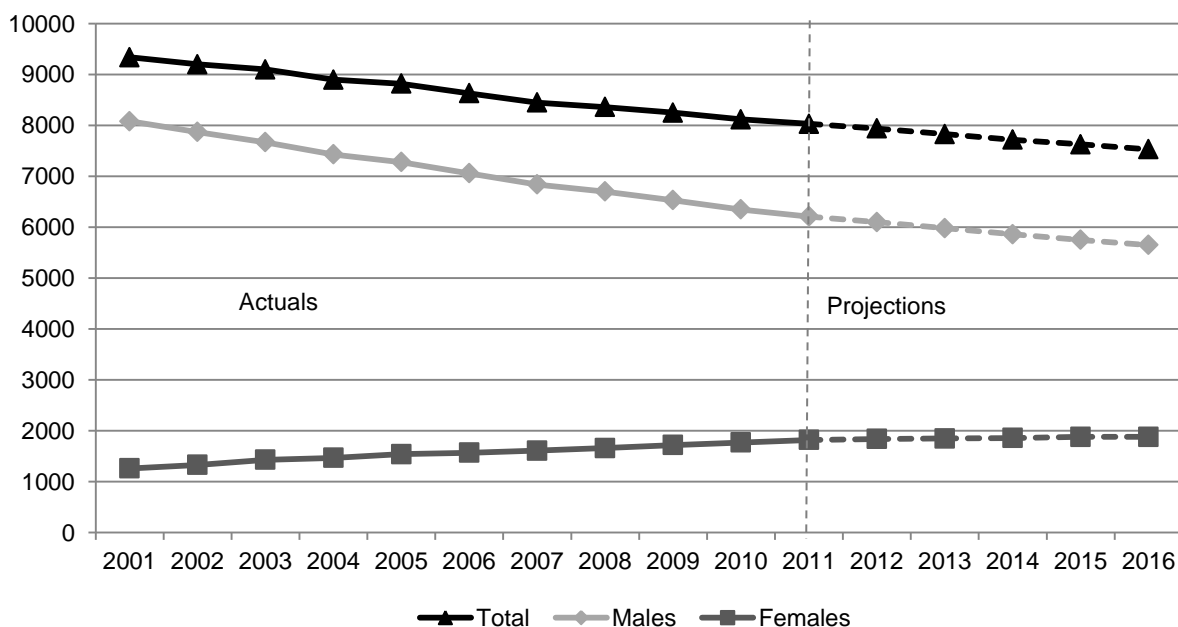
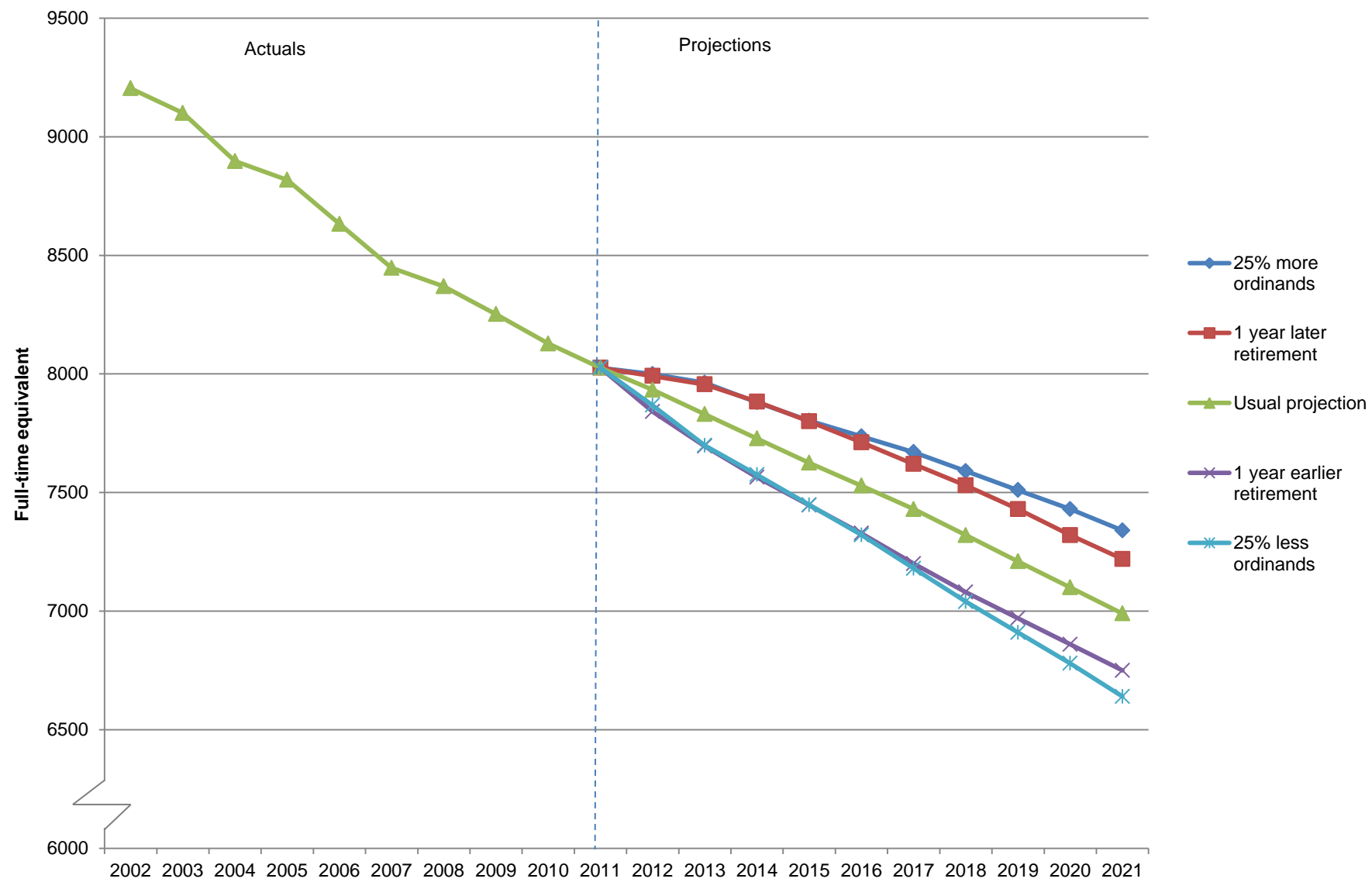


Figure 36: Full time equivalence projection scenarios of stipendiary clergy



# Parochial Finances 2010

## Table 29: Total income of Parochial Church Councils 1964-2010

Excluding Europe and Cathedrals

| Year | Tax-efficient planned giving <sup>4</sup> |                         |                               |                         | Total unrestricted direct giving |                         |  |                         |
|------|---|-------------------------|-------------------------------|-------------------------|----------------------------------|-------------------------|--|-------------------------|
|      | Net                                       |                         | Weekly average per subscriber |                         |                                  |                         | Weekly average per Electoral Roll member |                         |
|      |   |                         |                               |                         |                                  |                         |  |                         |
|      | (£ 000s)                                  |                         | (£)                           |                         | (£ 000s)                         |                         | (£)                                      |                         |
|      | Actual                                    | Real terms <sup>1</sup> | Actual                        | Real terms <sup>1</sup> | Actual                           | Real terms <sup>1</sup> | Actual                                   | Real terms <sup>1</sup> |
| 1964 | 2,113                                     | 33,272                  | 0.32                          | 5.08                    | 14,961                           | 235,583                 | 0.11                                     | 1.65                    |
| 1970 | 3,325                                     | 40,188                  | 0.38                          | 4.60                    | 15,847                           | 191,535                 | 0.12                                     | 1.44                    |
| 1980 | 17,692                                    | 59,132                  | 0.94                          | 3.14                    | 51,521                           | 172,199                 | 0.55                                     | 1.82                    |
| 1991 | 77,902                                    | 130,479                 | 3.72                          | 6.23                    | 152,549                          | 255,505                 | 2.04                                     | 3.42                    |
| 1992 | 86,617                                    | 139,838                 | 4.13                          | 6.67                    | 164,854                          | 266,147                 | 2.17                                     | 3.51                    |
| 1993 | 95,301                                    | 151,452                 | 4.53                          | 7.19                    | 175,898                          | 279,537                 | 2.29                                     | 3.65                    |
| 1994 | 103,745                                   | 160,981                 | 4.93                          | 7.64                    | 187,468                          | 290,894                 | 2.44                                     | 3.78                    |
| 1995 | 111,045                                   | 166,530                 | 5.29                          | 7.93                    | 197,163                          | 295,678                 | 2.58                                     | 3.87                    |
| 1996 | 118,111                                   | 172,951                 | 5.62                          | 8.23                    | 205,417                          | 300,794                 | 3.06                                     | 4.48                    |
| 1997 | 124,439                                   | 176,664                 | 5.97                          | 8.47                    | 215,599                          | 306,082                 | 3.15                                     | 4.47                    |
| 1998 | 132,114                                   | 181,342                 | 6.37                          | 8.74                    | 244,338                          | 335,384                 | 3.51                                     | 4.82                    |
| 1999 | 145,752                                   | 197,038                 | 6.80                          | 9.20                    | 253,000                          | 342,024                 | 3.59                                     | 4.85                    |
| 2000 | 157,922                                   | 207,348                 | 6.73                          | 8.84                    | 268,541                          | 352,588                 | 3.78                                     | 4.96                    |
| 2001 | 179,669                                   | 231,684                 | 7.04                          | 9.07                    | 282,244                          | 363,955                 | 3.98                                     | 5.14                    |
| 2002 | 189,904                                   | 240,991                 | 7.25                          | 9.20                    | 296,382                          | 376,113                 | 4.75                                     | 6.02                    |
| 2003 | 201,272                                   | 248,232                 | 7.55                          | 9.31                    | 306,667                          | 378,217                 | 4.81                                     | 5.94                    |
| 2004 | 215,085                                   | 257,595                 | 8.00                          | 9.58                    | 323,403                          | 387,321                 | 5.00                                     | 5.99                    |
| 2005 | 224,636                                   | 261,607                 | 8.26                          | 9.62                    | 335,095                          | 390,246                 | 5.12                                     | 5.96                    |
| 2006 | 236,625                                   | 267,084                 | 8.63                          | 9.75                    | 348,716                          | 393,604                 | 5.34                                     | 6.03                    |
| 2007 | 247,822                                   | 268,214                 | 9.27                          | 10.03                   | 368,713                          | 399,052                 | 6.10                                     | 6.60                    |
| 2008 | 261,354                                   | 272,061                 | 9.77                          | 10.17                   | 383,862                          | 399,588                 | 6.32                                     | 6.58                    |
| 2009 | 267,013                                   | 279,404                 | 10.06                         | 10.53                   | 386,652                          | 404,596                 | 6.27                                     | 6.56                    |
| 2010 | 271,416                                   | 271,416                 | 10.41                         | 10.41                   | 389,393                          | 389,393                 | 6.23                                     | 6.23                    |

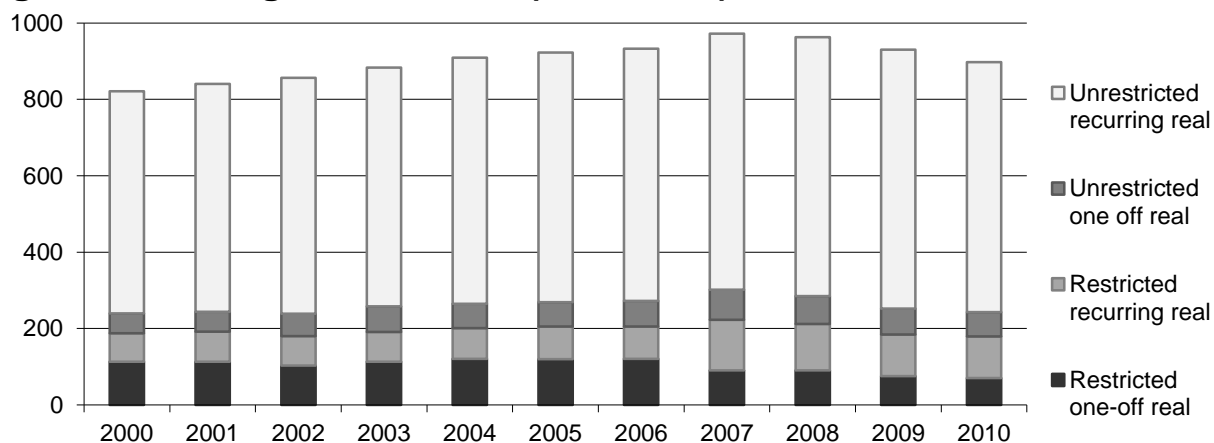
1 Figures in 'Real terms' have been adjusted by the Retail Price Index to reflect 2010 purchasing power.

2 "Total voluntary income" = "direct giving" plus "other voluntary income" (see notes and definitions)

3 "Total recurring income" = "total voluntary income" plus "other recurring income" (see notes and definitions)

4 Tax efficient planned giving includes regular Gift Aid donations

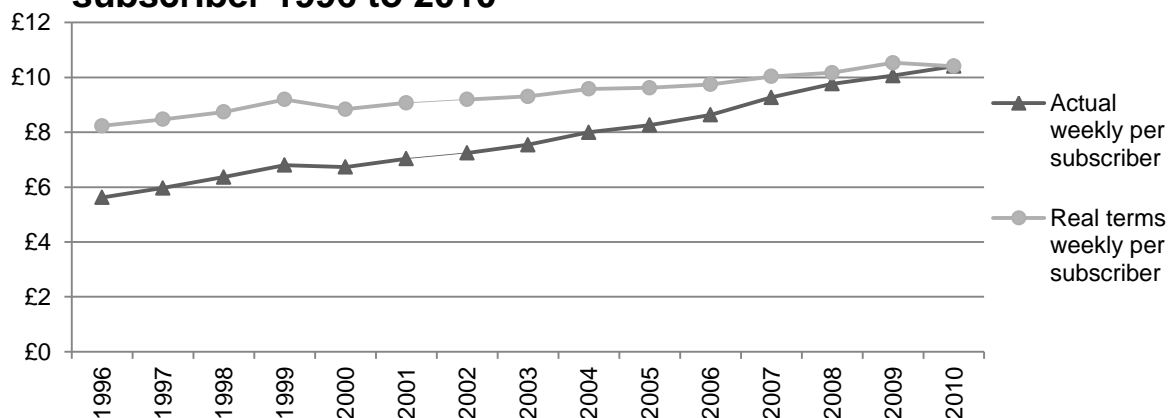
## Figure 37: Giving 2000 to 2010 (real terms)



| Total unrestricted voluntary income <sup>2</sup> |                         |  |                         | Unrestricted <sup>5</sup> |                         |         | Restricted <sup>5</sup> |         | Total income                  |         |        |
|--|-------------------------|--|-------------------------|---------------------------|-------------------------|---------|-------------------------|---------|-------------------------------|---------|--------|
|  |                         | Weekly average per Electoral Roll member |                         | recurring income          |                         | one off | recurring income        | one off | recurring income <sup>3</sup> | one off | Total  |
| (£ 000s)   |                         | (£)                                      |                         | (£m)                      |                         | (£m)    | (£m)                    | (£m)    | (£m)                          | (£m)    | (£m)   |
| Actual   | Real terms <sup>1</sup> | Actual                                   | Real terms <sup>1</sup> | Actual                    | Real terms <sup>1</sup> | Actual  | Actual                  | Actual  | Actual                        | Actual  | Actual |
| 20,033   | 315,449                 | 0.14                                     | 2.21                    | 22                        | 348                     | -       | -                       | -       | -                             | -       | -      |
| 22,110   | 267,232                 | 0.17                                     | 2.01                    | 26                        | 319                     | -       | -                       | -       | -                             | -       | -      |
| 72,798   | 243,313                 | 0.77                                     | 2.58                    | 86                        | 287                     | -       | -                       | -       | -                             | -       | -      |
| 212,974  | 356,712                 | 2.85                                     | 4.77                    | 257                       | 430                     | -       | -                       | -       | -                             | -       | -      |
| 230,005  | 371,329                 | 3.03                                     | 4.89                    | 274                       | 442                     | -       | -                       | -       | -                             | -       | -      |
| 246,050  | 391,022                 | 3.21                                     | 5.10                    | 287                       | 457                     | -       | -                       | -       | -                             | -       | -      |
| 262,886  | 407,920                 | 3.42                                     | 5.30                    | 308                       | 477                     | -       | -                       | -       | -                             | -       | -      |
| 275,388  | 412,990                 | 3.61                                     | 5.41                    | 328                       | 491                     | -       | -                       | -       | -                             | -       | -      |
| 288,358  | 422,245                 | 4.30                                     | 6.29                    | 345                       | 505                     | -       | -                       | -       | -                             | -       | -      |
| 305,345  | 433,493                 | 4.46                                     | 6.34                    | 374                       | 531                     | -       | -                       | -       | -                             | -       | -      |
| 314,933  | 432,284                 | 4.53                                     | 6.21                    | 404                       | 554                     | 36      | 54                      | 63      | 457                           | 100     | 557    |
| 326,377  | 441,221                 | 4.63                                     | 6.25                    | 419                       | 566                     | 37      | 55                      | 69      | 473                           | 106     | 579    |
| 346,856  | 455,414                 | 4.88                                     | 6.40                    | 442                       | 581                     | 39      | 57                      | 86      | 499                           | 126     | 625    |
| 365,851  | 471,766                 | 5.16                                     | 6.66                    | 463                       | 597                     | 40      | 61                      | 88      | 523                           | 128     | 652    |
| 385,861  | 489,663                 | 6.18                                     | 7.84                    | 487                       | 617                     | 46      | 61                      | 81      | 547                           | 128     | 675    |
| 401,600  | 495,299                 | 6.30                                     | 7.77                    | 507                       | 625                     | 54      | 63                      | 92      | 570                           | 146     | 716    |
| 423,452  | 507,144                 | 6.55                                     | 7.84                    | 538                       | 644                     | 53      | 67                      | 101     | 605                           | 154     | 759    |
| 440,574  | 513,085                 | 6.73                                     | 7.84                    | 561                       | 653                     | 55      | 73                      | 103     | 634                           | 158     | 792    |
| 459,800  | 518,987                 | 7.04                                     | 7.95                    | 585                       | 661                     | 59      | 75                      | 107     | 660                           | 166     | 826    |
| 485,131  | 525,050                 | 8.02                                     | 8.68                    | 619                       | 670                     | 73      | 122                     | 84      | 741                           | 157     | 898    |
| 504,818  | 525,500                 | 8.31                                     | 8.65                    | 651                       | 678                     | 70      | 117                     | 87      | 768                           | 157     | 925    |
| 511,720  | 535,468                 | 8.30                                     | 8.68                    | 648                       | 678                     | 65      | 104                     | 72      | 752                           | 137     | 889    |
| 515,727  | 515,727                 | 8.25                                     | 8.25                    | 654                       | 654                     | 64      | 109                     | 70      | 763                           | 134     | 897    |

5 Unrestricted income is income that may be used by the PCC for general church expenses. Restricted income is income which may not be used for any purpose other than as specified by the donor. (Income which a PCC designates for a specified purpose is considered to be unrestricted, since the PCC and not the donor is determining how it is to be used.)

**Figure 38: Weekly average tax efficient planned giving per subscriber 1996 to 2010**



**Table 30: Charitable giving and total expenditure 1964 to 2010**

Excluding Europe and Cathedrals

| Year | Total charitable donations |                         | Total recurring expenditure <sup>2</sup> |                         | Capital expenditure <sup>3</sup> | Total expenditure |
|------|----------------------------|-------------------------|--|-------------------------|----------------------------------|-------------------|
|      | (£m)                       |                         | (£m)                                     |                         | (£m)                             | (£m)              |
|      | Actual                     | Real terms <sup>1</sup> | Actual                                   | Real terms <sup>1</sup> | Actual                           | Actual            |
| 1964 | 2.17                       | 34.22                   | 21.71                                    | 341.87                  | -                                | -                 |
| 1970 | 2.59                       | 31.34                   | 28.04                                    | 338.88                  | -                                | -                 |
| 1980 | 8.48                       | 28.34                   | 77.85                                    | 260.19                  | -                                | -                 |
| 1991 | 25.95                      | 43.46                   | 250.70                                   | 419.91                  | -                                | -                 |
| 1992 | 26.37                      | 42.57                   | 270.37                                   | 436.49                  | -                                | -                 |
| 1993 | 24.99                      | 39.71                   | 289.45                                   | 459.99                  | -                                | -                 |
| 1994 | 25.81                      | 40.06                   | 307.70                                   | 477.46                  | -                                | -                 |
| 1995 | 25.15                      | 37.72                   | 320.20                                   | 480.19                  | -                                | -                 |
| 1996 | 25.36                      | 37.14                   | 338.67                                   | 495.92                  | -                                | -                 |
| 1997 | 26.87                      | 38.15                   | 365.43                                   | 518.80                  | -                                | -                 |
| 1998 | 35.30                      | 48.46                   | 415.20                                   | 569.91                  | 103                              | 518               |
| 1999 | 36.95                      | 49.96                   | 437.05                                   | 590.84                  | 127                              | 564               |
| 2000 | 37.46                      | 49.19                   | 458.34                                   | 601.79                  | 145                              | 603               |
| 2001 | 41.42                      | 53.41                   | 483.12                                   | 622.99                  | 145                              | 628               |
| 2002 | 44.40                      | 56.34                   | 513.85                                   | 652.08                  | 149                              | 663               |
| 2003 | 41.95                      | 51.73                   | 534.98                                   | 659.80                  | 162                              | 697               |
| 2004 | 45.31                      | 54.26                   | 567.93                                   | 680.18                  | 159                              | 727               |
| 2005 | 50.80                      | 59.16                   | 600.76                                   | 699.64                  | 178                              | 779               |
| 2006 | 46.55                      | 52.54                   | 617.71                                   | 697.22                  | 175                              | 793               |
| 2007 | 50.51                      | 54.66                   | 654.13                                   | 707.96                  | 184                              | 838               |
| 2008 | 51.72                      | 53.84                   | 694.28                                   | 722.73                  | 194                              | 888               |
| 2009 | 48.77                      | 51.03                   | 714.61                                   | 747.77                  | 187                              | 902               |
| 2010 | 48.82                      | 48.82                   | 721.38                                   | 721.38                  | 197                              | 918               |

- 1 Figures in 'Real terms' have been adjusted by the Retail Price Index to reflect 2010 purchasing power.
- 2 Total recurring expenditure = the total of ALL expenditure (including charitable giving) for the ordinary purposes of the PCC i.e. excluding only non-recurring items of capital expenditure and non-revenue items. "Recurring expenditure" includes donations to charities, parish share/quota, clergy expenses, church running costs, costs relating to trading, salaries and support costs.
- 3 "Capital expenditure" includes major repairs, redecoration and new building work.



Figure 39: Growth in income and expenditure (real terms)

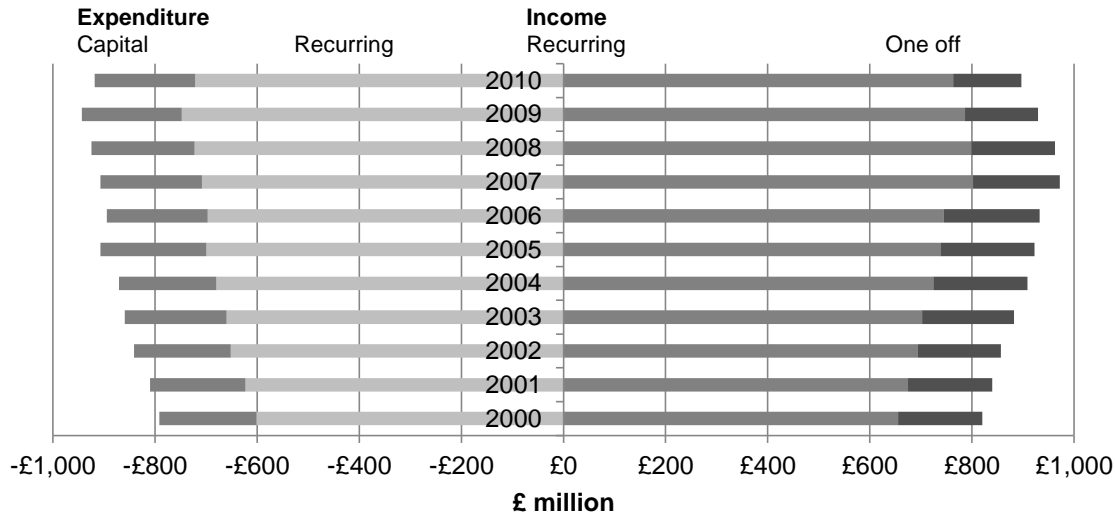
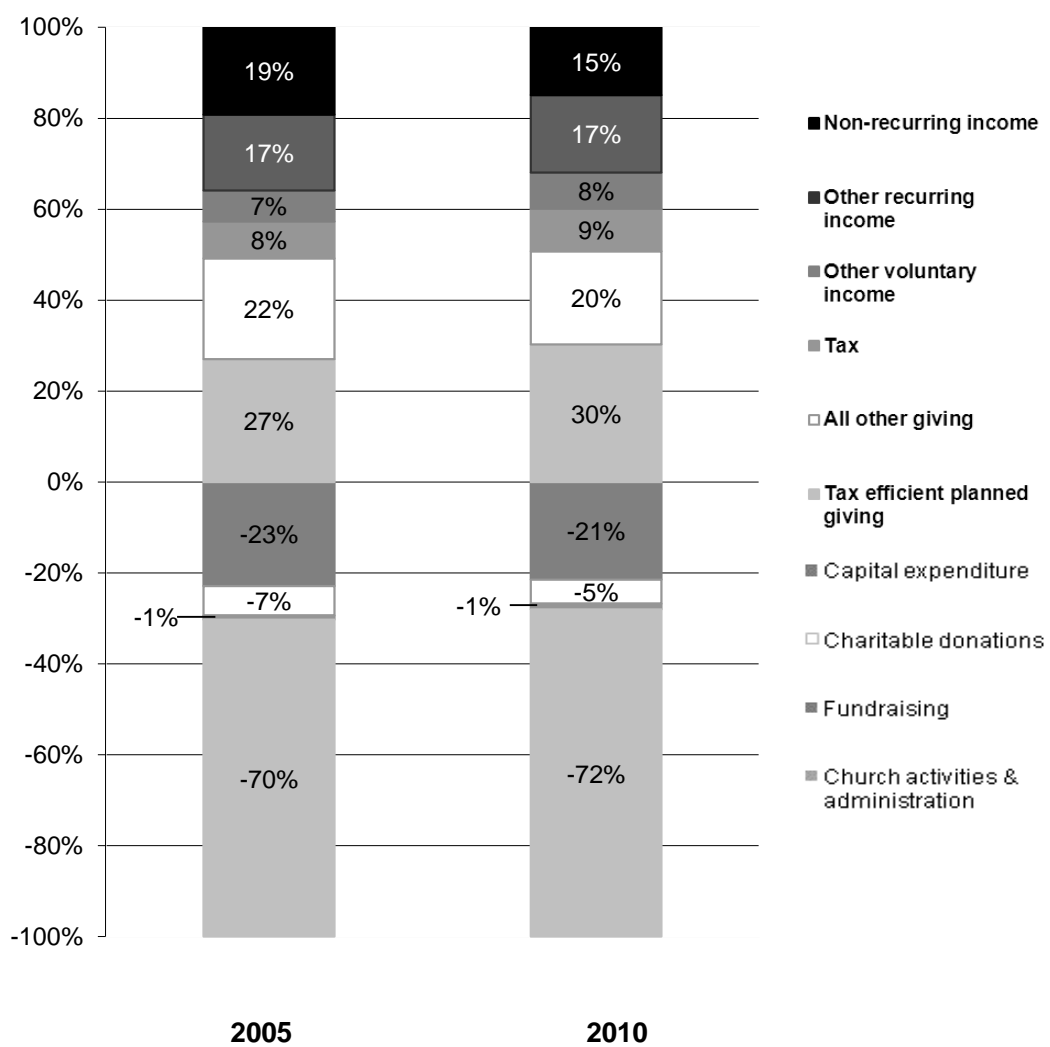


Figure 40: Distribution of income and expenditure



# Table 31: Unrestricted direct and other giving to PCCs 2010

Provinces of Canterbury and York (excluding Europe and Cathedrals)

| Diocese                              |          | Tax efficient<br>planned<br>giving<br>(£ 000s) | All other<br>giving <sup>2</sup><br>(£ 000s) | Total<br>direct<br>giving<br>(£ 000s) | Percentage of direct<br>giving which is<br>planned tax<br>efficient <sup>1</sup> | Direct giving per<br>week per<br>Electoral Roll<br>member<br>(£) |
|--------------------------------------|----------|--|--|---------------------------------------|--|--|
| 1 Bath & Wells                       | C        | 7,250  | 3,660  | 10,920                                | 66   | 5.82   |
| 2 Birmingham                         | C        | 4,950  | 2,020  | 6,960                                 | 71   | 7.86   |
| 3 Blackburn                          | Y        | 5,620  | 3,000  | 8,620                                 | 65   | 5.05   |
| 4 Bradford                           | Y        | 2,830  | 1,380  | 4,210                                 | 67   | 6.98   |
| 5 Bristol                            | C        | 5,100  | 1,780  | 6,880                                 | 74   | 8.39   |
| 6 Canterbury                         | C        | 5,170  | 2,190  | 7,370                                 | 70   | 6.82   |
| 7 Carlisle                           | Y        | 3,380  | 2,040  | 5,420                                 | 62   | 5.10   |
| 8 Chelmsford                         | C        | 10,430   | 4,480  | 14,910                                | 70   | 6.10   |
| 9 Chester                            | Y        | 8,930  | 3,720  | 12,650                                | 71   | 5.30   |
| 10 Chichester                        | C        | 10,320   | 5,120  | 15,440                                | 67   | 5.56   |
| 11 Coventry                          | C        | 3,980  | 1,860  | 5,840                                 | 68   | 6.55   |
| 12 Derby                             | C        | 3,640  | 2,040  | 5,680                                 | 64   | 6.01   |
| 13 Durham                            | Y        | 3,300  | 2,390  | 5,690                                 | 58   | 4.75   |
| 14 Ely                               | C        | 3,950  | 2,360  | 6,300                                 | 63   | 6.34   |
| 15 Exeter                            | C        | 5,830  | 3,010  | 8,840                                 | 66   | 5.52   |
| 16 Gloucester                        | C        | 5,040  | 2,640  | 7,680                                 | 66   | 6.22   |
| 17 Guildford                         | C        | 11,130   | 3,260  | 14,390                                | 77   | 9.26   |
| 18 Hereford                          | C        | 2,040  | 1,530  | 3,560                                 | 57   | 3.73   |
| 19 Leicester                         | C        | 3,830  | 1,740  | 5,570                                 | 69   | 6.32   |
| 20 Lichfield                         | C        | 7,320  | 4,180  | 11,500                                | 64   | 4.95   |
| 21 Lincoln                           | C        | 3,390  | 2,310  | 5,700                                 | 59   | 4.24   |
| 22 Liverpool                         | Y        | 4,860  | 2,940  | 7,800                                 | 62   | 5.28   |
| 23 London                            | C        | 24,810   | 12,830                                       | 37,640                                | 66   | 9.54   |
| 24 Manchester                        | Y        | 5,830  | 3,170  | 9,000                                 | 65   | 5.23   |
| 25 Newcastle                         | Y        | 2,740  | 1,310  | 4,040                                 | 68   | 4.82   |
| 26 Norwich                           | C        | 3,930  | 2,740  | 6,670                                 | 59   | 6.70   |
| 27 Oxford                            | C        | 16,980   | 7,220  | 24,200                                | 70   | 8.28   |
| 28 Peterborough                      | C        | 4,080  | 1,860  | 5,940                                 | 69   | 5.89   |
| 29 Portsmouth                        | C        | 3,220  | 1,450  | 4,670                                 | 69   | 4.98   |
| 30 Ripon & Leeds                     | Y        | 3,370  | 1,800  | 5,170                                 | 65   | 5.97   |
| 31 Rochester                         | C        | 8,320  | 3,320  | 11,630                                | 72   | 7.40   |
| 32 St. Albans                        | C        | 9,310  | 3,810  | 13,130                                | 71   | 6.54   |
| 33 St. Edms & Ipswich                | C        | 3,660  | 2,170  | 5,830                                 | 63   | 4.72   |
| 34 Salisbury                         | C        | 7,070  | 3,400  | 10,470                                | 68   | 4.89   |
| 35 Sheffield                         | Y        | 5,050  | 1,930  | 6,980                                 | 72   | 7.36   |
| 36 Sodor & Man <sup>3</sup>          | Y        | 90   | 610  | 700                                   | 13   | 5.34   |
| 37 Southwark                         | C        | 12,770   | 6,730  | 19,500                                | 65   | 7.57   |
| 38 Southwell & Nottingham            | Y        | 4,730  | 1,770  | 6,510                                 | 73   | 6.20   |
| 39 Truro                             | C        | 1,870  | 1,650  | 3,520                                 | 53   | 4.28   |
| 40 Wakefield                         | Y        | 3,300  | 1,940  | 5,230                                 | 63   | 5.29   |
| 41 Winchester                        | C        | 8,340  | 4,370  | 12,720                                | 66   | 6.31   |
| 42 Worcester                         | C        | 3,360  | 1,890  | 5,260                                 | 64   | 5.50   |
| 43 York                              | Y        | 5,240  | 3,430  | 8,670                                 | 60   | 4.76   |
| <b>Totals Province of Canterbury</b> | <b>C</b> | <b>201,090</b>                                 | <b>97,620</b>                                | <b>298,710</b>                        | <b>67</b>  | <b>6.53</b>  |
| <b>Totals Province of York</b>       | <b>Y</b> | <b>59,270</b>                                  | <b>31,430</b>                                | <b>90,680</b>                         | <b>65</b>  | <b>5.40</b>  |
| <b>Totals CHURCH OF ENGLAND</b>      |          | <b>260,360</b>                                 | <b>129,050</b>                               | <b>389,390</b>                        | <b>67</b>  | <b>6.23</b>  |

1 Gift Aid and covenants

2 Excluding appeals and donations for special purposes.

3 Figures for Sodor and Man are not strictly comparable with those for other dioceses because of difference income tax arrangements in the Isle of Man.

|   |                                     |                        | Comparable figures for 2009 |  |  |                        |
|---|-------------------------------------|------------------------|-----------------------------|--|--|------------------------|
| Income tax on planned giving <sup>1</sup> | Other voluntary income <sup>2</sup> | Total voluntary income | Total direct giving         | Percentage of direct giving which is planned tax efficient | Direct giving per week per Electoral Roll member | Total voluntary income |
| (£ 000s)                                  | (£ 000s)                            | (£ 000s)               | (£ 000s)                    |  | (£)  | (£ 000s)               |
| 2,150                                     | 1,490                               | 14,550                 | 10,740                      | 65   | 5.70   | 14,100                 |
| 1,430                                     | 730                                 | 9,120                  | 7,150                       | 68   | 8.01   | 9,570                  |
| 1,670                                     | 1,020                               | 11,310                 | 8,710                       | 63   | 5.15   | 11,790                 |
| 870                                       | 460                                 | 5,550                  | 4,750                       | 65   | 7.77   | 6,070                  |
| 1,510                                     | 600                                 | 8,990                  | 6,810                       | 71   | 8.29   | 8,790                  |
| 1,410                                     | 960                                 | 9,730                  | 7,030                       | 67   | 6.53   | 9,380                  |
| 1,030                                     | 830                                 | 7,270                  | 5,350                       | 60   | 5.04   | 7,140                  |
| 3,050                                     | 1,960                               | 19,920                 | 14,450                      | 67   | 5.98   | 19,330                 |
| 2,590                                     | 930                                 | 16,170                 | 12,350                      | 70   | 5.29   | 15,790                 |
| 3,200                                     | 1,770                               | 20,400                 | 14,790                      | 68   | 5.45   | 19,500                 |
| 1,180                                     | 780                                 | 7,800                  | 6,070                       | 73   | 6.93   | 8,150                  |
| 1,090                                     | 780                                 | 7,550                  | 5,790                       | 66   | 6.08   | 7,900                  |
| 940                                       | 810                                 | 7,440                  | 5,860                       | 57   | 4.85   | 7,720                  |
| 1,330                                     | 790                                 | 8,420                  | 6,350                       | 62   | 6.45   | 8,360                  |
| 1,770                                     | 1,660                               | 12,270                 | 9,000                       | 64   | 5.60   | 12,430                 |
| 1,570                                     | 1,110                               | 10,350                 | 7,600                       | 64   | 6.20   | 10,010                 |
| 3,120                                     | 720                                 | 18,230                 | 14,550                      | 78   | 9.47   | 18,510                 |
| 660                                       | 1,280                               | 5,510                  | 3,370                       | 57   | 3.71   | 5,120                  |
| 1,070                                     | 890                                 | 7,520                  | 5,900                       | 71   | 6.74   | 7,900                  |
| 2,060                                     | 1,630                               | 15,190                 | 11,480                      | 62   | 5.05   | 15,440                 |
| 1,010                                     | 1,410                               | 8,120                  | 5,750                       | 58   | 4.29   | 8,120                  |
| 1,350                                     | 930                                 | 10,080                 | 7,990                       | 61   | 5.49   | 10,340                 |
| 6,900                                     | 3,650                               | 48,190                 | 35,800                      | 65   | 9.29   | 45,390                 |
| 1,610                                     | 1,250                               | 11,860                 | 9,270                       | 64   | 5.49   | 12,440                 |
| 790                                       | 550                                 | 5,380                  | 4,160                       | 68   | 5.00   | 5,530                  |
| 1,230                                     | 1,680                               | 9,580                  | 6,660                       | 59   | 6.62   | 9,570                  |
| 4,940                                     | 2,490                               | 31,640                 | 23,290                      | 70   | 8.23   | 30,250                 |
| 1,170                                     | 1,240                               | 8,350                  | 6,110                       | 68   | 6.06   | 8,680                  |
| 1,000                                     | 620                                 | 6,290                  | 4,760                       | 67   | 5.37   | 6,350                  |
| 1,010                                     | 730                                 | 6,910                  | 5,200                       | 68   | 6.07   | 6,990                  |
| 2,440                                     | 960                                 | 15,040                 | 11,250                      | 74   | 7.20   | 14,560                 |
| 2,840                                     | 1,230                               | 17,200                 | 14,200                      | 73   | 7.27   | 18,620                 |
| 1,140                                     | 1,090                               | 8,060                  | 5,920                       | 61   | 4.93   | 8,100                  |
| 2,210                                     | 1,710                               | 14,390                 | 10,570                      | 67   | 4.91   | 14,260                 |
| 1,470                                     | 580                                 | 9,030                  | 6,220                       | 69   | 6.70   | 8,160                  |
| 0   | 250                                 | 950                    | 770                         | 8  | 5.94   | 920                    |
| 4,330                                     | 1,400                               | 25,230                 | 19,910                      | 65   | 8.04   | 25,840                 |
| 1,350                                     | 710                                 | 8,570                  | 6,450                       | 71   | 6.55   | 8,630                  |
| 560                                       | 630                                 | 4,710                  | 3,140                       | 55   | 3.86   | 4,330                  |
| 990                                       | 1,170                               | 7,390                  | 5,100                       | 66   | 5.08   | 6,930                  |
| 2,450                                     | 1,460                               | 16,630                 | 12,200                      | 64   | 6.17   | 15,790                 |
| 1,030                                     | 880                                 | 7,170                  | 5,190                       | 67   | 5.20   | 7,050                  |
| 1,660                                     | 1,320                               | 11,640                 | 8,640                       | 60   | 4.90   | 11,860                 |
| <b>59,850</b>                             | <b>37,600</b>                       | <b>396,170</b>         | <b>295,830</b>              | <b>67</b>  | <b>6.56</b>                                      | <b>391,410</b>         |
| <b>17,320</b>                             | <b>11,550</b>                       | <b>119,550</b>         | <b>90,820</b>               | <b>64</b>  | <b>5.49</b>                                      | <b>120,310</b>         |
| <b>77,170</b>                             | <b>49,150</b>                       | <b>515,720</b>         | <b>386,650</b>              | <b>66</b>  | <b>6.27</b>                                      | <b>511,720</b>         |

#### Notes

The total direct giving for the Diocese in Europe in 2010 was £6,101,057 an average of £10.19 per week per electoral roll member, in 2009 it was £6,184,796 an average of £10.89 per week per electoral roll member.

**Table 32: Combined unrestricted and restricted tax-efficient planned giving to PCCs 2009 and 2010**

Provinces of Canterbury and York (excluding Europe and Cathedrals)

| Diocese                              |          | Subscribers    |                | Amounts        |                | Weekly average per subscriber |              |
|--------------------------------------|----------|----------------|----------------|----------------|----------------|-------------------------------|--------------|
|                                      |          | 2009           | 2010           | (£000s) (net)  |                | (£)                           |              |
|                                      |          |                |                | 2009           | 2010           | 2009                          | 2010         |
| 1 Bath & Wells                       | C        | 15,800         | 16,700         | 7,600          | 7,800          | 9.21                          | 8.91         |
| 2 Birmingham                         | C        | 7,800          | 8,300          | 5,000          | 5,200          | 12.33                         | 12.05        |
| 3 Blackburn                          | Y        | 13,400         | 13,500         | 5,600          | 5,700          | 8.02                          | 8.15         |
| 4 Bradford                           | Y        | 5,100          | 5,000          | 3,200          | 2,900          | 11.83                         | 11.18        |
| 5 Bristol                            | C        | 7,000          | 7,400          | 5,100          | 5,300          | 14.06                         | 13.86        |
| 6 Canterbury                         | C        | 10,400         | 10,000         | 4,900          | 5,400          | 9.06                          | 10.43        |
| 7 Carlisle                           | Y        | 9,700          | 9,400          | 3,300          | 3,500          | 6.63                          | 7.06         |
| 8 Chelmsford                         | C        | 18,300         | 17,700         | 9,900          | 10,600         | 10.42                         | 11.54        |
| 9 Chester                            | Y        | 15,500         | 14,900         | 8,900          | 9,200          | 11.13                         | 11.84        |
| 10 Chichester                        | C        | 21,500         | 20,800         | 10,200         | 10,700         | 9.17                          | 9.92         |
| 11 Coventry                          | C        | 7,600          | 7,300          | 4,500          | 4,100          | 11.49                         | 10.64        |
| 12 Derby                             | C        | 8,000          | 7,900          | 4,200          | 3,900          | 10.07                         | 9.61         |
| 13 Durham                            | Y        | 8,500          | 8,700          | 3,400          | 3,400          | 7.65                          | 7.47         |
| 14 Ely                               | C        | 7,900          | 7,700          | 4,100          | 4,300          | 9.94                          | 10.64        |
| 15 Exeter                            | C        | 14,400         | 13,900         | 6,000          | 6,000          | 8.03                          | 8.27         |
| 16 Gloucester                        | C        | 11,400         | 10,900         | 5,000          | 5,200          | 8.45                          | 9.13         |
| 17 Guildford                         | C        | 14,800         | 14,800         | 11,700         | 11,600         | 15.24                         | 15.07        |
| 18 Hereford                          | C        | 7,200          | 7,900          | 2,200          | 2,400          | 5.90                          | 5.75         |
| 19 Leicester                         | C        | 10,100         | 11,000         | 4,200          | 3,900          | 7.97                          | 6.78         |
| 20 Lichfield                         | C        | 16,600         | 16,300         | 7,300          | 7,700          | 8.47                          | 9.04         |
| 21 Lincoln                           | C        | 11,100         | 10,100         | 3,400          | 3,500          | 5.87                          | 6.70         |
| 22 Liverpool                         | Y        | 10,300         | 10,100         | 5,000          | 5,100          | 9.38                          | 9.65         |
| 23 London                            | C        | 26,300         | 25,400         | 24,300         | 26,100         | 17.79                         | 19.72        |
| 24 Manchester                        | Y        | 12,800         | 12,600         | 6,200          | 6,000          | 9.34                          | 9.20         |
| 25 Newcastle                         | Y        | 8,000          | 7,800          | 3,000          | 2,800          | 7.15                          | 6.96         |
| 26 Norwich                           | C        | 10,500         | 9,300          | 4,000          | 4,000          | 7.34                          | 8.31         |
| 27 Oxford                            | C        | 29,500         | 28,400         | 17,500         | 18,100         | 11.40                         | 12.26        |
| 28 Peterborough                      | C        | 9,900          | 9,400          | 4,300          | 4,200          | 8.40                          | 8.61         |
| 29 Portsmouth                        | C        | 7,300          | 7,200          | 3,300          | 3,400          | 8.59                          | 9.01         |
| 30 Ripon & Leeds                     | Y        | 7,700          | 7,300          | 3,600          | 3,500          | 8.96                          | 9.36         |
| 31 Rochester                         | C        | 14,000         | 13,500         | 8,700          | 8,700          | 11.93                         | 12.44        |
| 32 St. Albans                        | C        | 16,900         | 16,600         | 10,800         | 9,400          | 12.22                         | 10.92        |
| 33 St. Edms & Ipswich                | C        | 10,300         | 10,000         | 3,800          | 3,900          | 7.12                          | 7.53         |
| 34 Salisbury                         | C        | 19,600         | 18,700         | 7,300          | 7,200          | 7.19                          | 7.42         |
| 35 Sheffield                         | Y        | 6,500          | 6,600          | 4,500          | 5,500          | 13.44                         | 15.85        |
| 36 Sodor & Man <sup>1</sup>          | Y        | 100            | 100            | 100            | 100            | 12.50                         | 18.98        |
| 37 Southwark                         | C        | 19,200         | 19,100         | 13,600         | 13,600         | 13.65                         | 13.62        |
| 38 Southwell & Nottingham            | Y        | 11,600         | 11,300         | 4,700          | 4,900          | 7.83                          | 8.26         |
| 39 Truro                             | C        | 5,400          | 5,400          | 1,700          | 1,900          | 6.24                          | 6.93         |
| 40 Wakefield                         | Y        | 7,300          | 6,900          | 3,500          | 3,300          | 9.19                          | 9.27         |
| 41 Winchester                        | C        | 14,500         | 15,400         | 8,100          | 8,600          | 10.73                         | 10.70        |
| 42 Worcester                         | C        | 7,500          | 7,000          | 3,600          | 3,400          | 9.13                          | 9.51         |
| 43 York                              | Y        | 13,100         | 13,300         | 5,600          | 5,600          | 8.16                          | 8.07         |
| <b>Totals Province of Canterbury</b> | <b>C</b> | <b>380,700</b> | <b>374,000</b> | <b>206,400</b> | <b>210,000</b> | <b>10.43</b>                  | <b>10.80</b> |
| <b>Totals Province of York</b>       | <b>Y</b> | <b>129,600</b> | <b>127,600</b> | <b>60,600</b>  | <b>61,500</b>  | <b>8.99</b>                   | <b>9.26</b>  |
| <b>Totals CHURCH OF ENGLAND</b>      |          | <b>510,300</b> | <b>501,500</b> | <b>267,000</b> | <b>271,400</b> | <b>10.06</b>                  | <b>10.41</b> |

1 Figures for Sodor and Man are not strictly comparable with those for other dioceses because of different income tax arrangements in the Isle of Man.

#### Notes

Tax efficient planned giving includes regular Gift Aid donations.

Unrestricted income is income that may be used by the PCC for general church expenses. Restricted income is income which may not be used for any purpose other than as specified by the donor. (Income which a PCC designates for a specified purpose is considered to be unrestricted, since the PCC and not the donor is determining how it is to be used.)

**Table 33: Unrestricted recurring income 2009 and 2010**

Provinces of Canterbury and York (excluding Europe and Cathedrals)

| Diocese                              |          | Total voluntary income <sup>1</sup> |                | Weekly average per Electoral Roll member (£ per week) |             | All other recurring income |                | Total recurring income <sup>2</sup> |                | Percentage of recurring income which is 'voluntary income' |           |
|--------------------------------------|----------|-------------------------------------|----------------|---|-------------|----------------------------|----------------|-------------------------------------|----------------|--|-----------|
|                                      |          | (£000s)                             |                |   |             | (£000s)                    |                | (£000s)                             |                |  |           |
|                                      |          | 2009                                | 2010           | 2009  | 2010        | 2009                       | 2010           | 2009                                | 2010           | 2009   | 2010      |
| 1 Bath & Wells                       | C        | 14,100                              | 14,550         | 7.48  | 7.76        | 3,020                      | 3,130          | 17,120                              | 17,680         | 82   | 82        |
| 2 Birmingham                         | C        | 9,570                               | 9,120          | 10.72   | 10.30       | 3,320                      | 3,560          | 12,890                              | 12,680         | 74   | 72        |
| 3 Blackburn                          | Y        | 11,790                              | 11,310         | 6.97  | 6.62        | 2,860                      | 2,850          | 14,650                              | 14,160         | 80   | 80        |
| 4 Bradford                           | Y        | 6,070                               | 5,550          | 9.93  | 9.20        | 1,050                      | 1,070          | 7,120                               | 6,620          | 85   | 84        |
| 5 Bristol                            | C        | 8,790                               | 8,990          | 10.71   | 10.97       | 1,840                      | 2,430          | 10,630                              | 11,420         | 83   | 79        |
| 6 Canterbury                         | C        | 9,380                               | 9,730          | 8.72  | 9.01        | 2,290                      | 2,330          | 11,670                              | 12,060         | 80   | 81        |
| 7 Carlisle                           | Y        | 7,140                               | 7,270          | 6.73  | 6.85        | 1,380                      | 1,340          | 8,520                               | 8,610          | 84   | 84        |
| 8 Chelmsford                         | C        | 19,330                              | 19,920         | 8.00  | 8.14        | 6,220                      | 6,180          | 25,550                              | 26,100         | 76   | 76        |
| 9 Chester                            | Y        | 15,790                              | 16,170         | 6.77  | 6.78        | 3,850                      | 3,830          | 19,640                              | 20,000         | 80   | 81        |
| 10 Chichester                        | C        | 19,500                              | 20,400         | 7.19  | 7.35        | 4,010                      | 4,010          | 23,510                              | 24,410         | 83   | 84        |
| 11 Coventry                          | C        | 8,150                               | 7,800          | 9.31  | 8.75        | 2,230                      | 2,300          | 10,380                              | 10,100         | 79   | 77        |
| 12 Derby                             | C        | 7,900                               | 7,550          | 8.30  | 8.00        | 2,140                      | 1,980          | 10,040                              | 9,530          | 79   | 79        |
| 13 Durham                            | Y        | 7,720                               | 7,440          | 6.39  | 6.21        | 1,790                      | 1,880          | 9,510                               | 9,320          | 81   | 80        |
| 14 Ely                               | C        | 8,360                               | 8,420          | 8.49  | 8.47        | 1,760                      | 1,670          | 10,120                              | 10,090         | 83   | 83        |
| 15 Exeter                            | C        | 12,430                              | 12,270         | 7.73  | 7.66        | 2,840                      | 2,920          | 15,270                              | 15,190         | 81   | 81        |
| 16 Gloucester                        | C        | 10,010                              | 10,350         | 8.16  | 8.40        | 1,940                      | 1,520          | 11,950                              | 11,870         | 84   | 87        |
| 17 Guildford                         | C        | 18,510                              | 18,230         | 12.05   | 11.73       | 4,570                      | 4,250          | 23,080                              | 22,480         | 80   | 81        |
| 18 Hereford                          | C        | 5,120                               | 5,510          | 5.64  | 5.77        | 1,100                      | 930            | 6,220                               | 6,440          | 82   | 86        |
| 19 Leicester                         | C        | 7,900                               | 7,520          | 9.03  | 8.54        | 1,550                      | 1,930          | 9,450                               | 9,450          | 84   | 80        |
| 20 Lichfield                         | C        | 15,440                              | 15,190         | 6.79  | 6.55        | 4,320                      | 4,340          | 19,760                              | 19,530         | 78   | 78        |
| 21 Lincoln                           | C        | 8,120                               | 8,120          | 6.06  | 6.04        | 1,980                      | 1,870          | 10,100                              | 9,990          | 80   | 81        |
| 22 Liverpool                         | Y        | 10,340                              | 10,080         | 7.09  | 6.83        | 3,390                      | 3,330          | 13,730                              | 13,410         | 75   | 75        |
| 23 London                            | C        | 45,390                              | 48,190         | 11.78   | 12.22       | 22,480                     | 23,340         | 67,870                              | 71,530         | 67   | 67        |
| 24 Manchester                        | Y        | 12,440                              | 11,860         | 7.37  | 6.89        | 2,870                      | 3,010          | 15,310                              | 14,870         | 81   | 80        |
| 25 Newcastle                         | Y        | 5,530                               | 5,380          | 6.65  | 6.42        | 1,040                      | 1,060          | 6,570                               | 6,440          | 84   | 84        |
| 26 Norwich                           | C        | 9,570                               | 9,580          | 9.51  | 9.62        | 2,260                      | 1,950          | 11,830                              | 11,530         | 81   | 83        |
| 27 Oxford                            | C        | 30,250                              | 31,640         | 10.68   | 10.83       | 5,770                      | 5,640          | 36,020                              | 37,280         | 84   | 85        |
| 28 Peterborough                      | C        | 8,680                               | 8,350          | 8.60  | 8.28        | 1,460                      | 1,530          | 10,140                              | 9,880          | 86   | 85        |
| 29 Portsmouth                        | C        | 6,350                               | 6,290          | 7.17  | 6.70        | 1,800                      | 2,030          | 8,150                               | 8,320          | 78   | 76        |
| 30 Ripon & Leeds                     | Y        | 6,990                               | 6,910          | 8.17  | 7.98        | 2,160                      | 2,180          | 9,150                               | 9,090          | 76   | 76        |
| 31 Rochester                         | C        | 14,560                              | 15,040         | 9.31  | 9.57        | 4,670                      | 4,650          | 19,230                              | 19,690         | 76   | 76        |
| 32 St. Albans                        | C        | 18,620                              | 17,200         | 9.53  | 8.57        | 4,140                      | 4,580          | 22,760                              | 21,780         | 82   | 79        |
| 33 St. Edms & Ipswich                | C        | 8,100                               | 8,060          | 6.74  | 6.53        | 1,410                      | 1,360          | 9,510                               | 9,420          | 85   | 86        |
| 34 Salisbury                         | C        | 14,260                              | 14,390         | 6.62  | 6.72        | 2,680                      | 2,890          | 16,940                              | 17,280         | 84   | 83        |
| 35 Sheffield                         | Y        | 8,160                               | 9,030          | 8.79  | 9.52        | 1,740                      | 1,860          | 9,900                               | 10,890         | 82   | 83        |
| 36 Sodor & Man                       | Y        | 920                                 | 950            | 7.08  | 7.27        | 190                        | 230            | 1,110                               | 1,180          | 83   | 80        |
| 37 Southwark                         | C        | 25,840                              | 25,230         | 10.43   | 9.79        | 8,530                      | 9,220          | 34,370                              | 34,450         | 75   | 73        |
| 38 Southwell & Nottingham            | Y        | 8,630                               | 8,570          | 8.78  | 8.17        | 1,860                      | 2,040          | 10,490                              | 10,610         | 82   | 81        |
| 39 Truro                             | C        | 4,330                               | 4,710          | 5.33  | 5.73        | 1,140                      | 1,060          | 5,470                               | 5,770          | 79   | 82        |
| 40 Wakefield                         | Y        | 6,930                               | 7,390          | 6.91  | 7.48        | 2,040                      | 1,890          | 8,970                               | 9,280          | 77   | 80        |
| 41 Winchester                        | C        | 15,790                              | 16,630         | 7.98  | 8.25        | 3,360                      | 3,460          | 19,150                              | 20,090         | 82   | 83        |
| 42 Worcester                         | C        | 7,050                               | 7,170          | 7.06  | 7.49        | 2,130                      | 1,960          | 9,180                               | 9,130          | 77   | 79        |
| 43 York                              | Y        | 11,860                              | 11,640         | 6.72  | 6.40        | 2,710                      | 2,920          | 14,570                              | 14,560         | 81   | 80        |
| <b>Totals Province of Canterbury</b> | <b>C</b> | <b>391,410</b>                      | <b>396,170</b> | <b>8.68</b>   | <b>8.66</b> | <b>106,960</b>             | <b>109,020</b> | <b>498,370</b>                      | <b>505,190</b> | <b>79</b>  | <b>78</b> |
| <b>Totals Province of York</b>       | <b>Y</b> | <b>120,310</b>                      | <b>119,550</b> | <b>7.27</b>   | <b>7.12</b> | <b>28,930</b>              | <b>29,490</b>  | <b>149,240</b>                      | <b>149,040</b> | <b>81</b>  | <b>80</b> |
| <b>Totals CHURCH OF ENGLAND</b>      |          | <b>511,720</b>                      | <b>515,720</b> | <b>8.30</b>   | <b>8.25</b> | <b>135,890</b>             | <b>138,510</b> | <b>647,610</b>                      | <b>654,230</b> | <b>79</b>  | <b>79</b> |

1 "Total voluntary income" = "direct giving" plus "other voluntary income" (see definitions and notes)

2 "Total recurring income" = "total voluntary income" plus "other recurring income" (see definitions and notes)

**Notes**

The total recurring income for the Diocese in Europe was £10,185,828 in 2009 and £10,860,104 in 2010.

**Table 34: Recurring expenditure 2009 and 2010**

Provinces of Canterbury and York (excluding Europe and Cathedrals)

|                                      |          | Charitable donations |               | Church activities and administration (£000s) |                | Fund raising (£000s) |               | Total recurring expenditure <sup>1</sup> (£000s) |                | Charitable donations as % of expenditure |          |
|--------------------------------------|----------|----------------------|---------------|--|----------------|----------------------|---------------|--|----------------|--|----------|
|                                      |          | (£000s)              |               |  |                |                      |               |  |                |  |          |
| Diocese                              |          | 2009                 | 2010          | 2009   | 2010           | 2009                 | 2010          | 2009   | 2010           | 2009                                     | 2010     |
| 1 Bath & Wells                       | C        | 1,520                | 1,380         | 16,380                                       | 17,480         | 300                  | 240           | 18,190   | 19,110         | 8  | 7        |
| 2 Birmingham                         | C        | 800                  | 860           | 11,900                                       | 12,790         | 260                  | 100           | 12,960   | 13,750         | 6  | 6        |
| 3 Blackburn                          | Y        | 700                  | 760           | 14,180                                       | 14,590         | 240                  | 270           | 15,120   | 15,620         | 5  | 5        |
| 4 Bradford                           | Y        | 400                  | 490           | 7,130  | 7,290          | 120                  | 90            | 7,650  | 7,870          | 5  | 6        |
| 5 Bristol                            | C        | 1,210                | 1,360         | 10,440                                       | 11,050         | 140                  | 160           | 11,780   | 12,560         | 10                                       | 11       |
| 6 Canterbury                         | C        | 730                  | 740           | 12,400                                       | 12,380         | 150                  | 180           | 13,280   | 13,300         | 6  | 6        |
| 7 Carlisle                           | Y        | 620                  | 690           | 8,570  | 8,900          | 90                   | 100           | 9,280  | 9,690          | 7  | 7        |
| 8 Chelmsford                         | C        | 1,600                | 1,760         | 25,060                                       | 26,420         | 460                  | 420           | 27,120   | 28,590         | 6  | 6        |
| 9 Chester                            | Y        | 1,340                | 1,730         | 18,850                                       | 19,880         | 200                  | 300           | 20,390   | 21,910         | 7  | 8        |
| 10 Chichester                        | C        | 1,670                | 1,900         | 23,600                                       | 24,840         | 390                  | 390           | 25,660   | 27,130         | 7  | 7        |
| 11 Coventry                          | C        | 890                  | 780           | 10,230                                       | 10,030         | 80                   | 100           | 11,200   | 10,910         | 8  | 7        |
| 12 Derby                             | C        | 660                  | 590           | 9,400  | 9,330          | 140                  | 140           | 10,200   | 10,050         | 7  | 6        |
| 13 Durham                            | Y        | 410                  | 430           | 10,230                                       | 10,030         | 130                  | 90            | 10,930   | 10,790         | 4  | 4        |
| 14 Ely                               | C        | 810                  | 710           | 10,180                                       | 10,520         | 160                  | 170           | 11,150   | 11,410         | 7  | 6        |
| 15 Exeter                            | C        | 970                  | 970           | 15,340                                       | 15,440         | 320                  | 300           | 16,630   | 16,710         | 6  | 6        |
| 16 Gloucester                        | C        | 900                  | 960           | 12,080                                       | 11,640         | 150                  | 220           | 13,130   | 12,820         | 7  | 7        |
| 17 Guildford                         | C        | 2,620                | 2,500         | 21,850                                       | 22,440         | 240                  | 160           | 24,700   | 25,100         | 11                                       | 10       |
| 18 Hereford                          | C        | 460                  | 500           | 6,270  | 6,300          | 190                  | 220           | 6,930  | 7,010          | 7  | 7        |
| 19 Leicester                         | C        | 610                  | 470           | 9,110  | 9,460          | 110                  | 150           | 9,830  | 10,080         | 6  | 5        |
| 20 Lichfield                         | C        | 1,160                | 1,160         | 20,110                                       | 20,770         | 370                  | 340           | 21,640   | 22,270         | 5  | 5        |
| 21 Lincoln                           | C        | 540                  | 570           | 9,820  | 9,510          | 280                  | 300           | 10,640   | 10,390         | 5  | 6        |
| 22 Liverpool                         | Y        | 1,020                | 980           | 16,380                                       | 14,360         | 240                  | 310           | 17,650   | 15,650         | 6  | 6        |
| 23 London                            | C        | 5,880                | 5,490         | 65,030                                       | 70,220         | 1,050                | 1,930         | 71,960   | 77,640         | 8  | 7        |
| 24 Manchester                        | Y        | 1,010                | 860           | 15,350                                       | 14,870         | 350                  | 320           | 16,720   | 16,040         | 6  | 5        |
| 25 Newcastle                         | Y        | 380                  | 360           | 7,010  | 7,090          | 90                   | 80            | 7,490  | 7,530          | 5  | 5        |
| 26 Norwich                           | C        | 590                  | 580           | 11,790                                       | 11,310         | 280                  | 250           | 12,650   | 12,140         | 5  | 5        |
| 27 Oxford                            | C        | 3,730                | 3,890         | 34,880                                       | 37,750         | 520                  | 540           | 39,130   | 42,180         | 10                                       | 9        |
| 28 Peterborough                      | C        | 610                  | 560           | 9,640  | 9,610          | 200                  | 200           | 10,450   | 10,360         | 6  | 5        |
| 29 Portsmouth                        | C        | 460                  | 440           | 7,660  | 8,790          | 120                  | 130           | 8,250  | 9,360          | 6  | 5        |
| 30 Ripon & Leeds                     | Y        | 570                  | 510           | 8,900  | 9,280          | 150                  | 100           | 9,620  | 9,890          | 6  | 5        |
| 31 Rochester                         | C        | 1,980                | 1,930         | 20,020                                       | 20,880         | 370                  | 370           | 23,830   | 24,820         | 8  | 8        |
| 32 St. Albans                        | C        | 2,080                | 2,090         | 20,030                                       | 20,580         | 270                  | 220           | 22,390   | 22,880         | 9  | 9        |
| 33 St. Edms & Ipswich                | C        | 510                  | 520           | 10,180                                       | 10,290         | 310                  | 340           | 11,010   | 11,140         | 5  | 5        |
| 34 Salisbury                         | C        | 1,210                | 1,220         | 16,340                                       | 17,030         | 290                  | 320           | 17,840   | 18,560         | 7  | 7        |
| 35 Sheffield                         | Y        | 680                  | 790           | 10,170                                       | 11,780         | 70                   | 50            | 10,920   | 12,630         | 6  | 6        |
| 36 Sodor & Man                       | Y        | 70                   | 90            | 1,080  | 1,090          | 10                   | 30            | 1,160  | 1,210          | 6  | 8        |
| 37 Southwark                         | C        | 2,760                | 2,690         | 32,650                                       | 32,990         | 530                  | 740           | 35,940   | 36,420         | 8  | 7        |
| 38 Southwell & Nottingham            | Y        | 690                  | 660           | 10,410                                       | 10,830         | 240                  | 250           | 11,340   | 11,740         | 6  | 6        |
| 39 Truro                             | C        | 200                  | 240           | 5,960  | 5,910          | 120                  | 90            | 6,280  | 6,250          | 3  | 4        |
| 40 Wakefield                         | Y        | 400                  | 460           | 9,730  | 9,570          | 130                  | 480           | 10,270   | 10,510         | 4  | 4        |
| 41 Winchester                        | C        | 1,530                | 1,420         | 18,480                                       | 19,940         | 280                  | 290           | 20,300   | 21,650         | 8  | 7        |
| 42 Worcester                         | C        | 570                  | 520           | 9,110  | 9,270          | 120                  | 120           | 9,810  | 9,900          | 6  | 5        |
| 43 York                              | Y        | 1,200                | 1,190         | 16,000                                       | 16,270         | 250                  | 230           | 17,450   | 17,700         | 7  | 7        |
| <b>Totals Province of Canterbury</b> | <b>C</b> | <b>39,260</b>        | <b>38,800</b> | <b>485,940</b>                               | <b>504,940</b> | <b>8,210</b>         | <b>9,120</b>  | <b>534,880</b>                                   | <b>554,500</b> | <b>7</b>                                 | <b>7</b> |
| <b>Totals Province of York</b>       | <b>Y</b> | <b>9,500</b>         | <b>10,010</b> | <b>154,000</b>                               | <b>155,820</b> | <b>2,320</b>         | <b>2,690</b>  | <b>165,980</b>                                   | <b>168,780</b> | <b>6</b>                                 | <b>6</b> |
| <b>Totals CHURCH OF ENGLAND</b>      |          | <b>48,770</b>        | <b>48,820</b> | <b>639,940</b>                               | <b>660,760</b> | <b>10,540</b>        | <b>11,810</b> | <b>700,860</b>                                   | <b>723,280</b> | <b>7</b>                                 | <b>7</b> |

1 Total recurring expenditure = the total of ALL expenditure (including charitable giving) for the ordinary purposes of the PCC i.e. excluding only non-recurring items of capital expenditure and non-revenue items. "Recurring expenditure" includes donations to charities, parish share/quota, clergy expenses, church running costs, costs relating to trading, salaries and support costs. "Capital expenditure" includes major repairs, redecoration and new building work.

**Notes**

The total ordinary expenditure of the Diocese of Europe was £10,133,705 in 2010 and £10,071,052 in 2009. Charitable donations were £732,068 in 2010 and formed 7.2% of this expenditure, compared with £714,518 (7.1%) in 2009.



# Figure 41: Government Regions and the English dioceses

Diocese numbers match those in the tables through “Church Statistics”. Contains public sector information licensed under the Open Government Licence v1.0  
<http://www.nationalarchives.gov.uk/doc/open-government-licence/>

