THE CHURCH OF ENGLAND
RESEARCH & STATISTICS

Research highlights

CHURCH OF ENGLAND, RESEARCH & STATISTICS UNIT

DR BEV BOTTING

THE CHURCH OF ENGLAND
RESEARCH & STATISTICS

THE CHURCH OF ENGLAND
RESEARCH & STATISTICS

Mapping

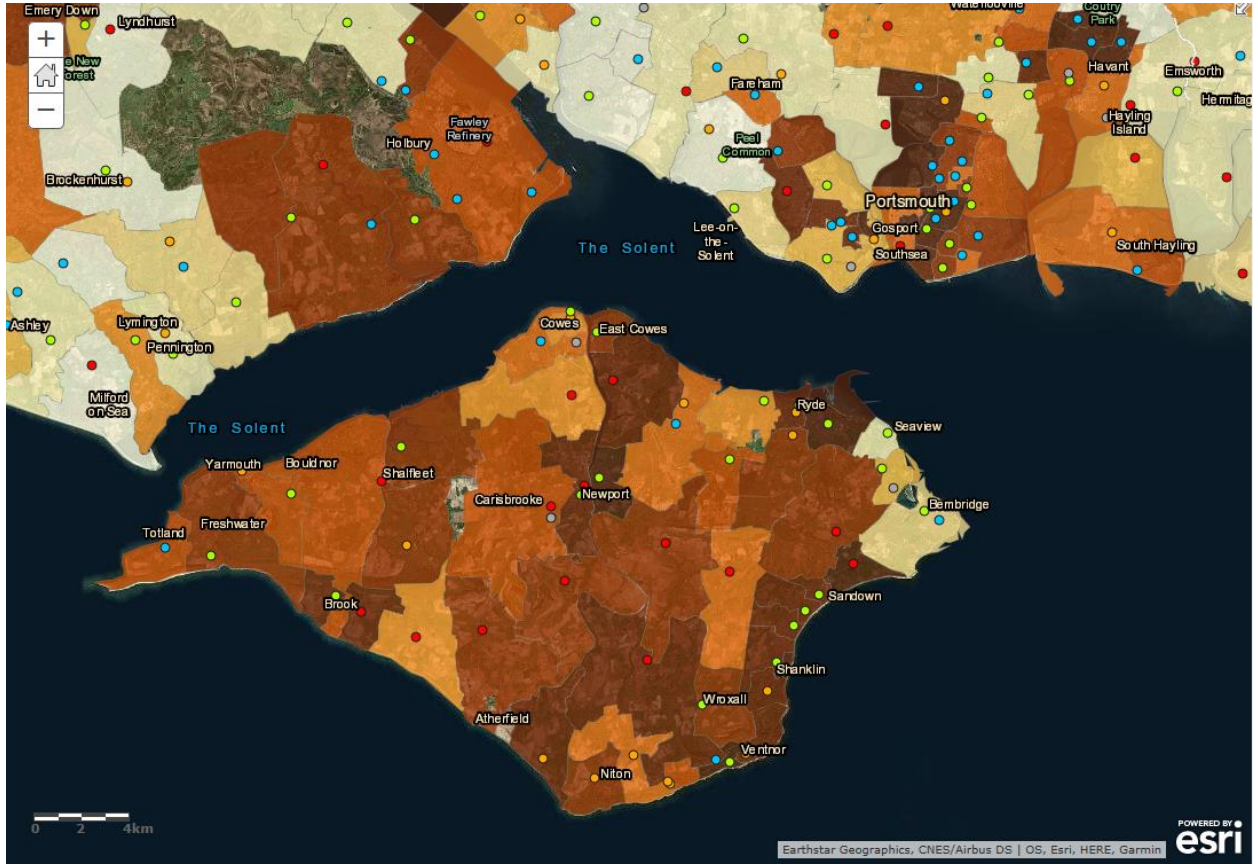

http://www.arcgis.com/home/webmap/viewer.html?webmap=67bce0ed36dd4ee0af7a16bc079aa09a&extent=-0.4317,51.313,0.1986,51.5945

THE CHURCH OF ENGLAND
RESEARCH & STATISTICS

Parish dashboards

Dashboard for the parish of Dibley: St Barnabas in the Deanery of SMALLBONE

1. Attendance summary, 2006-15

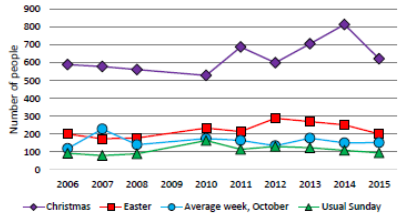

2. Worshipping community, 2012-2015

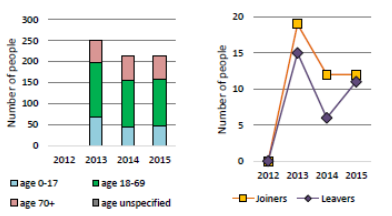

Parish census and deprivation summary

Parish population (2011): 13677

	Parish	Diocese	National
% aged 0-17	24%	20%	21%
% aged 18-44	41%	36%	37%
% aged 45-64	24%	26%	25%
% aged 65 & over	11%	18%	16%
% Christian	56%	60%	59%
% non-Christian religion	15%	4%	9%

Parish deprivation rank (IMD, 2015): 7777
(1=most deprived parish in the Church of England, 12,599=least deprived)

For more detailed census & deprivation information see http://arcg.is/1RaS4CS
https://www.churchofengland.org/about-us/facts-stats/research-statistics.aspx
and http://www2.cuf.org.uk/poverty-england/poverty-map
Number of churches in parish (2016): 1 **Parish code: 777778**

3. Usual Sunday attendance, 2006-15

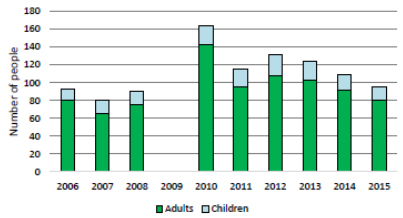

4. Average weekly attendance, October, 2006-15

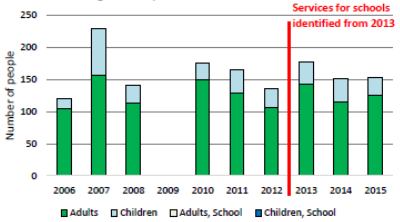

5. Percentage children, 2006-15

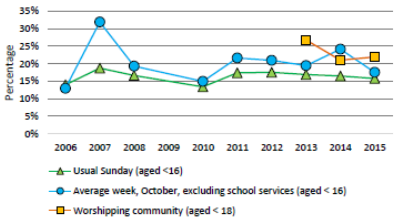

6. Baptisms, marriages, & funerals, 2006-15

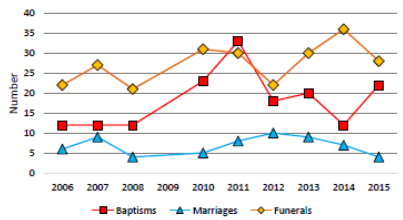

7. Electoral roll, 2006-15

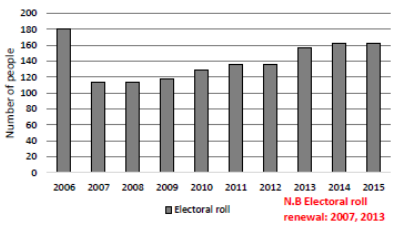

This dashboard contains figures as submitted by churches currently in the parish
Attendance statistics have been taken from annual Statistics for Mission returns.
Average weekly attendance: attendance at Sunday and midweek church services & fresh expressions in October; Figs 1 & 5 do not include attendance at services for schools.
Easter: Easter Eve & Easter Day; Christmas: Christmas Eve & Christmas Day.
Baptisms: all baptisms & thanksgivings.
Marriages: marriages and services of prayer & dedication after civil marriages.
Funerals: those held in church & at crematoria/cemeteries.
Worshipping Community information has been collected from 2012 onwards.
Census data taken from the 2011 national Census.
Deprivation statistics: IMD taken from the English Indices of Deprivation, published by the Department for Communities & Local Government, Sept 2015.
The above statistics have been mapped onto parish boundaries so are approximations.
For more information, see:
https://www.churchofengland.org/about-us/facts-stats/research-statistics.aspx

Variations in attendance from year to year may be the result of changes in the number of churches that submitted returns, or changes in parish/benefice structure.
Number of churches included in returns: 2006 1; 2007 1; 2008 1; 2009 0; 2010 1; 2011 1; 2012 1; 2013 1; 2014 1; 2015 1.
Produced by the Research and Statistics Unit, Church House, Great Smith Street, London SW1P 3AZ. Date of production: 8/12/16
Every effort has been made to ensure that data are reliable. We would be grateful to be notified of any significant errors or omissions by email to statistics.unit@churchofengland.org

Follow us on Twitter: @cofestats

THE CHURCH OF ENGLAND
Research and Statistics

THE CHURCH OF ENGLAND
RESEARCH & STATISTICS

Diocesan stats workshop

THE CHURCH OF ENGLAND
RESEARCH & STATISTICS

Contact Management System

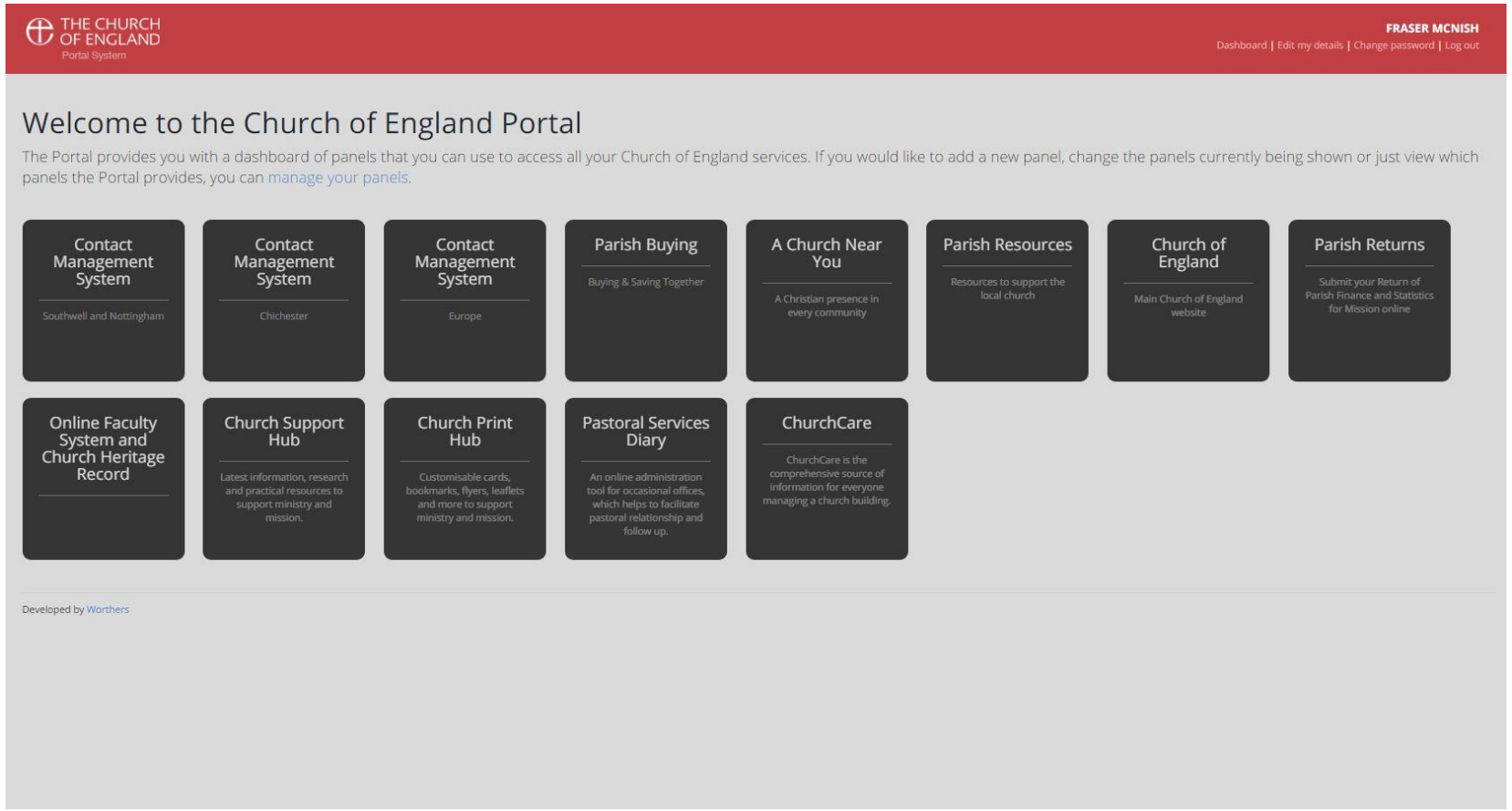

THE CHURCH OF ENGLAND
RESEARCH & STATISTICS

Online Service Register

THE CHURCH OF ENGLAND
RESEARCH & STATISTICS

Contact us

statistics.unit@churchofengland.org

Twitter @cofestats