

NatCen

Social Research that works for society



Religion and the British Social Attitudes Survey

Roger Harding, Head of Public Attitudes, NatCen
@Roger_Harding



About NatCen

- Britain's largest independent and not-for-profit social research agency, founded in 1969
- 120 social researchers and policy experts, and 850 strong field-team
- Conducts £30m+ of high quality social research every year
- GB wide (with partners in NI) and a range of international research collaborations

We believe Britain is better when how people live and what they think is at the heart of key decisions and service design





Why the BSA is different

- Founded in 1983 and one of the world's leading attitudes surveys
- Gold-standard random probability sample
- Extensive question testing
- Tracking attitudes on a huge range of issues and scales
- The survey used for Britain's contribution to the International Social Survey Programme
 - Modules on religion in 1991, 1998, 2008 and **2018**

Religion and the BSA



BBC Your account News Sport Weather iPlayer TV Radio

NEWS

Home **UK** World Business Politics Tech Science Health Family & Education

UK England N. Ireland Scotland Alba Wales Cymru Local News

More than half in UK are non-religious, suggests survey

4 September 2017



INDEPENDENT News InFact Politics Voice

News > UK > Home News

Record number of British people say they have no religion

News prompts fresh calls for Government to cut amount of public money going to the church and reduce its influence in society

May Bulman | @maybulman | Monday 4 September 2017 16:00 BST | 571 comments



Like Click to follow The Independent Online



The Telegraph

HOME | NEWS | SPORT | BUSINESS | ALL SECTIONS

News

UK | World | Politics | Science | Education | Health | Brexit | Royals | More

News

Britain has more non-believers than ever before as Church of England Christians make up lowest-ever share



Support the Guardian Subscribe Find a job

The Guardian

News Opinion Sport Culture Lifestyle

World > Europe US Americas Asia Australia Middle East Africa Inequality More

Religion

More than half UK population has no religion, finds survey

British Social Attitudes survey shows generation gap on religious affiliation is widening with only 3% of adults under 24 describing themselves as Anglican



MailOnline

Home Last updated: 18:47 BST, 17 May 2018

Home News | U.S. | Sport | TV&Showbiz | Australia | Latest headlines | World News | You mag | Event | Books | Promos

Britain loses its religion: Number of people who describe themselves as atheists is at its highest EVER level

- Number of UK adults who describe themselves as atheist at its highest ever level
- More than half - 53 per cent - now say they have no religion, up 5% on 2015
- Decline in religious affiliation has hit the Church of England particularly hard
- Just 15% of people consider themselves Anglican - has halved from 30% in 2005
- Bishop said: 'We care about numbers, but only because we care about people'
- And the Bishop of Liverpool added: 'no religion is not the same as atheism'

By KEILIGH BAKER FOR MAILONLINE

PUBLISHED: 17:00, 4 September 2017 | UPDATED: 10:16, 5 September 2017

Share 2.5k shares

The number of British adults who describe themselves as atheist has reached its highest ever level.

The study on religious affiliation by the National Centre for Social Research shows that the proportion of people in the UK who now describe themselves as

Religion and the BSA

DANIEL FINKELSTEIN
SEPTEMBER 6 2017, 12:00AM, THE TIMES

Should we care that Britain's lost its religion?

DANIEL FINKELSTEIN

Politics has been shaped by Christianity for centuries but now that it's vanishing, nationalism could take its place



Share    Save 

The point is that the Good Samaritan had to have the money to help, otherwise he too would have had to pass by on the other side."



The Telegraph

HOME | NEWS | SPORT | BUSINESS | ALL SECTIONS

News

UK | World | Politics | Science | Education | Health | Brexit | Royals | More ▾

◆ PREMIUM

🏠 > News

Traditional religion may be on the wane, but spirituality remains part of the human condition

JONATHAN SACKS

Support The Guardian

The Guardian

News Opinion Sport Culture Lifestyle

The Guardian view Columnists Cartoons Opinion videos Letters More

Loose canon

The disestablishment of the church is now necessary and inevitable

Giles Fraser





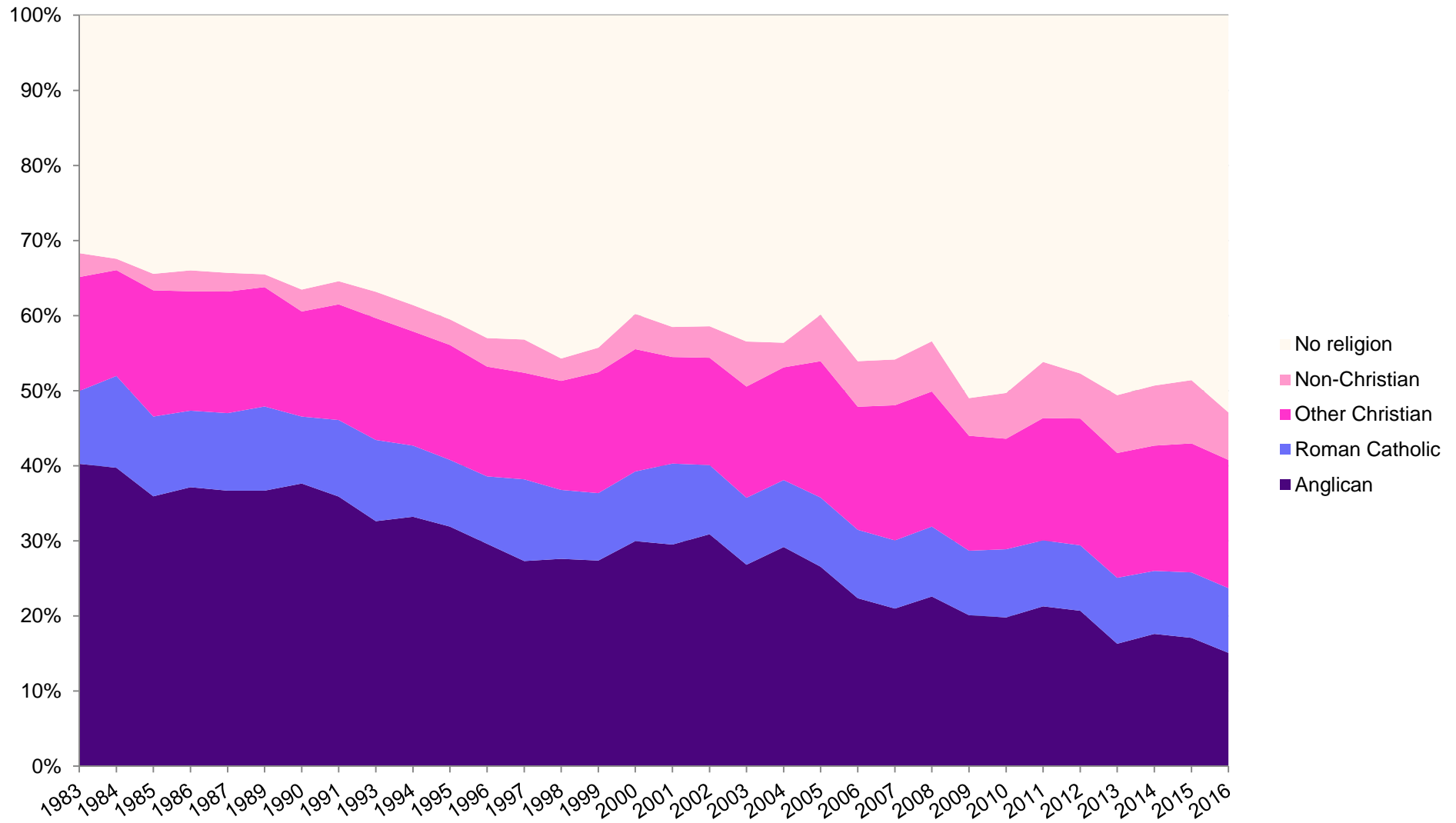
The BSA headline question

*Do you regard yourself as
belonging to any particular
religion?*

[No prompts]

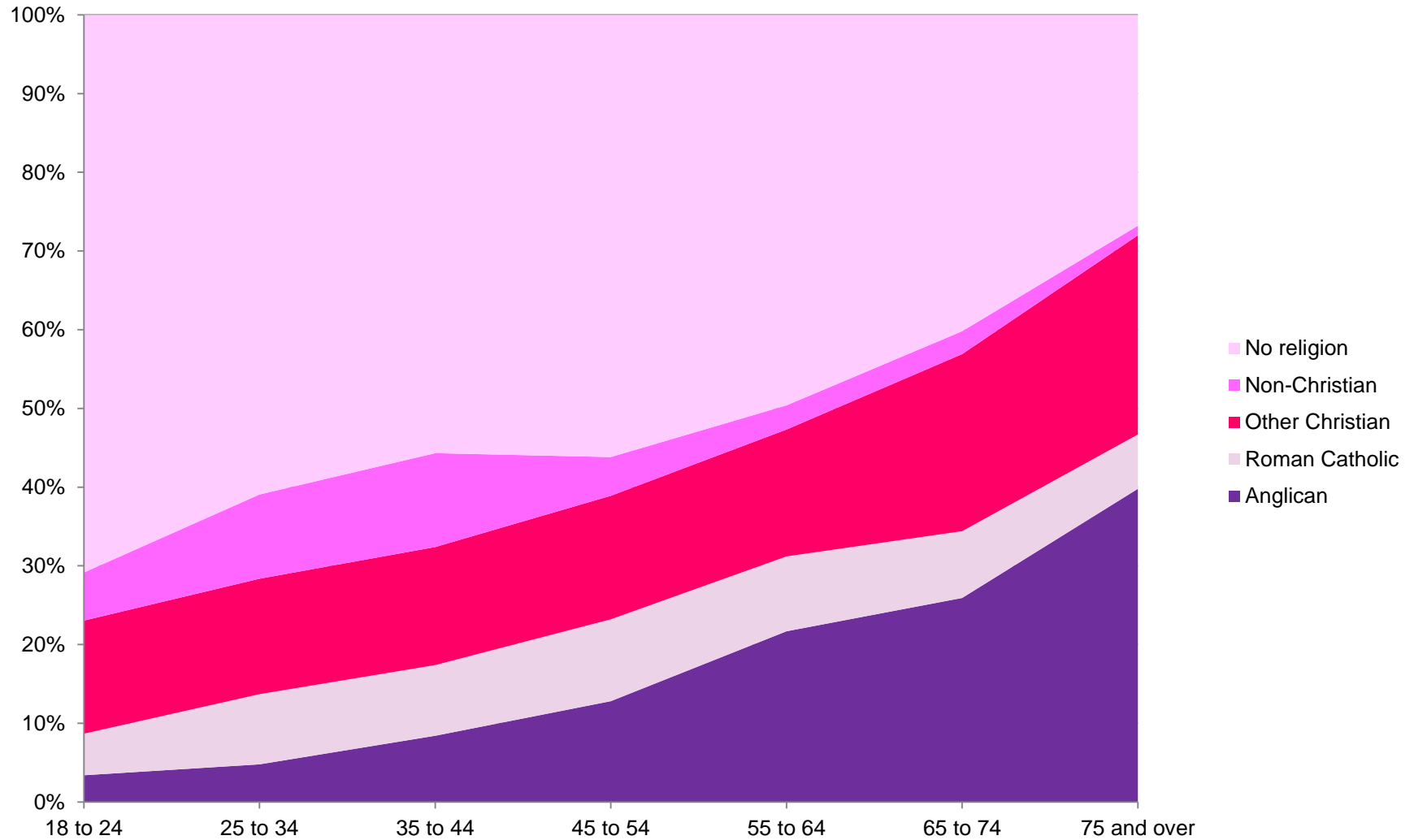


The BSA headline question





Age is the main driver





Age is the main driver

	18 to 24	25 to 34	35 to 44	45 to 54	55 to 64	65 to 74	75 and over
Anglican	3.4%	4.8%	8.4%	12.8%	21.7%	25.9%	39.8%
Roman Catholic	5.3%	8.9%	9.0%	10.4%	9.5%	8.5%	6.9%
Other Christian	14.4%	14.7%	15.0%	15.7%	16.1%	22.5%	25.3%
Non-Christian	6.1%	10.7%	11.9%	4.9%	3.1%	2.9%	1.2%
No religion	71.0%	61.0%	55.7%	56.2%	49.6%	40.2%	26.8%



What the ESS tells us

	2002	2016
Attendance at religious services apart from special occasions such as weddings and funerals		
Monthly or more	18%	18%
Less often	32%	31%
Never	51%	52%
Apart from when you are at religious services, how often, if at all, do you pray?		
Daily	19%	17%
Monthly	18%	15%
Less often	19%	16%
Never	44%	51%

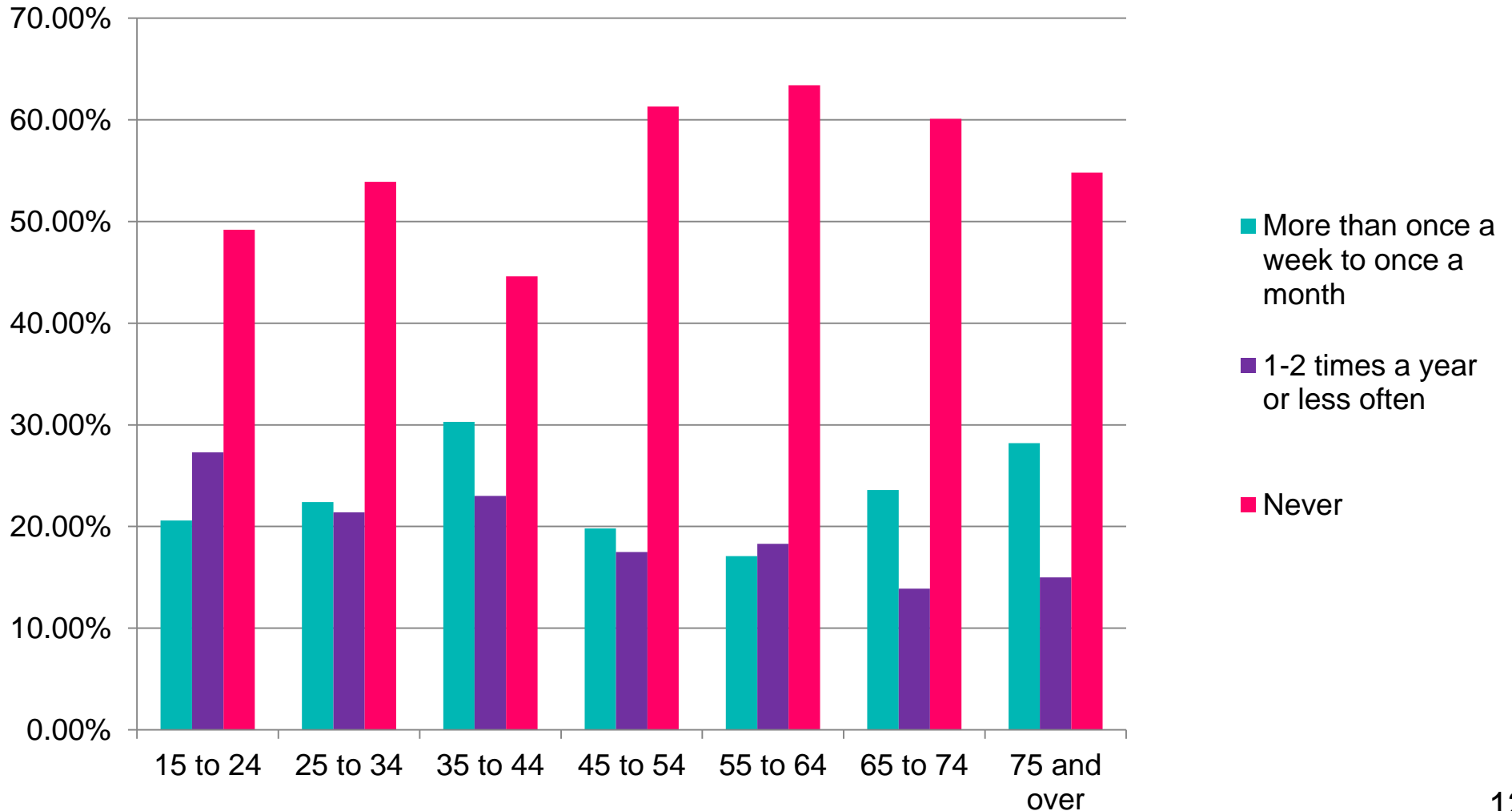
Available here: <http://www.ccesd.ac.uk>



What the ESS tells us

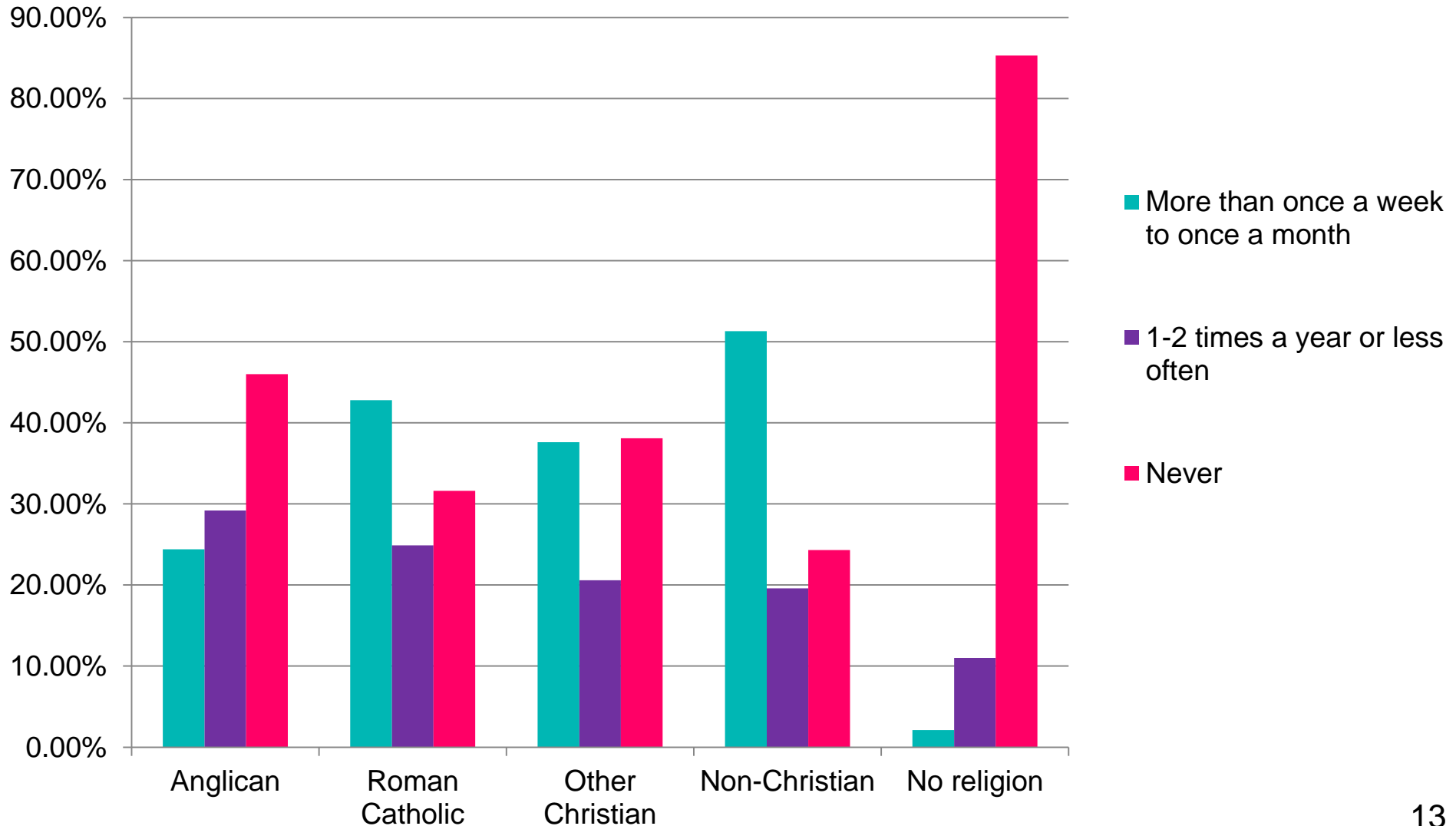
	2002	2016
Do you regard yourself as belonging to a particular religion		
Yes	48%	45%
No	52%	56%
Self-assessed religiosity		
Not religious (0-4)	48%	59%
Neutral (5)	18%	11%
Religious (6-10)	34%	30%

Looking at the BSA, attendance doesn't vary much by age





But it does by religion

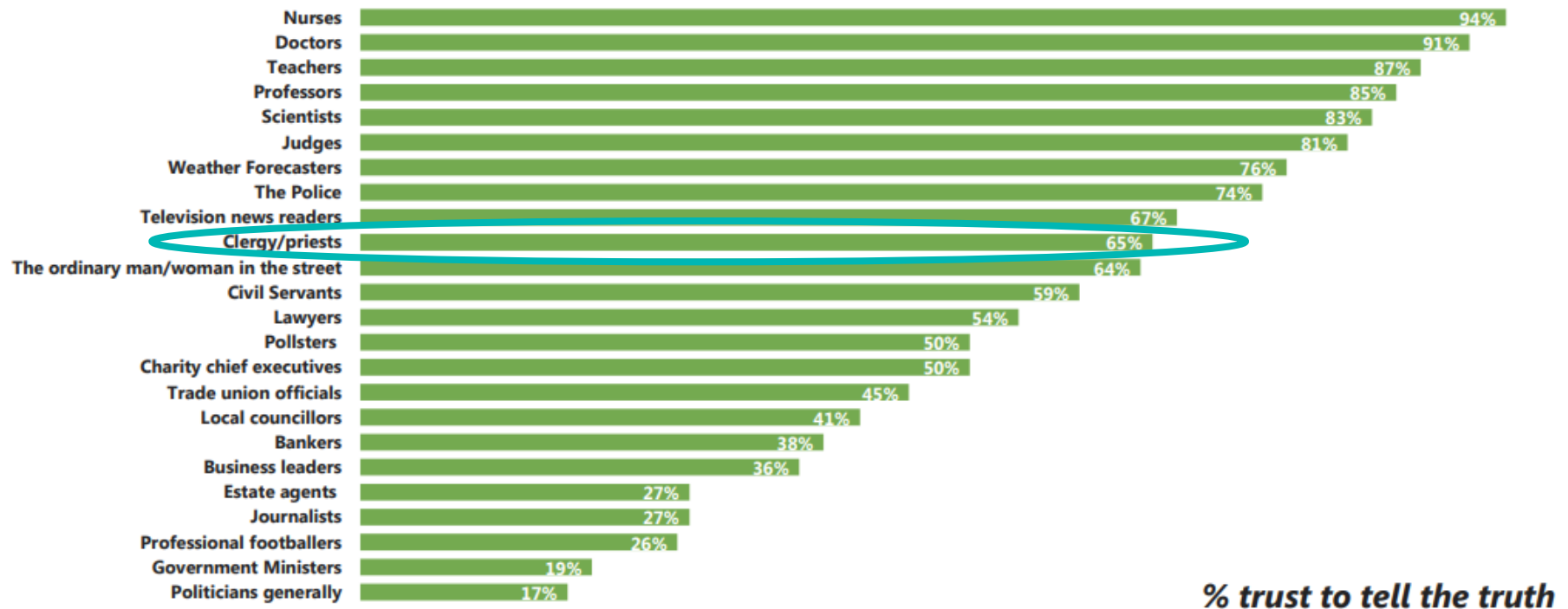




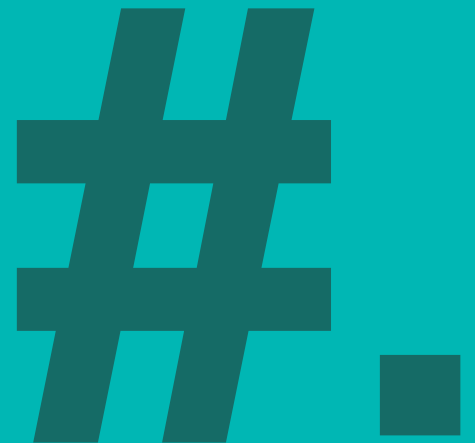
Trust in the clergy has fallen, both over time and relatively

Veracity Index 2017 – all professions overview

“Now I will read you a list of different types of people. For each would you tell me if you generally trust them to tell the truth, or not?”



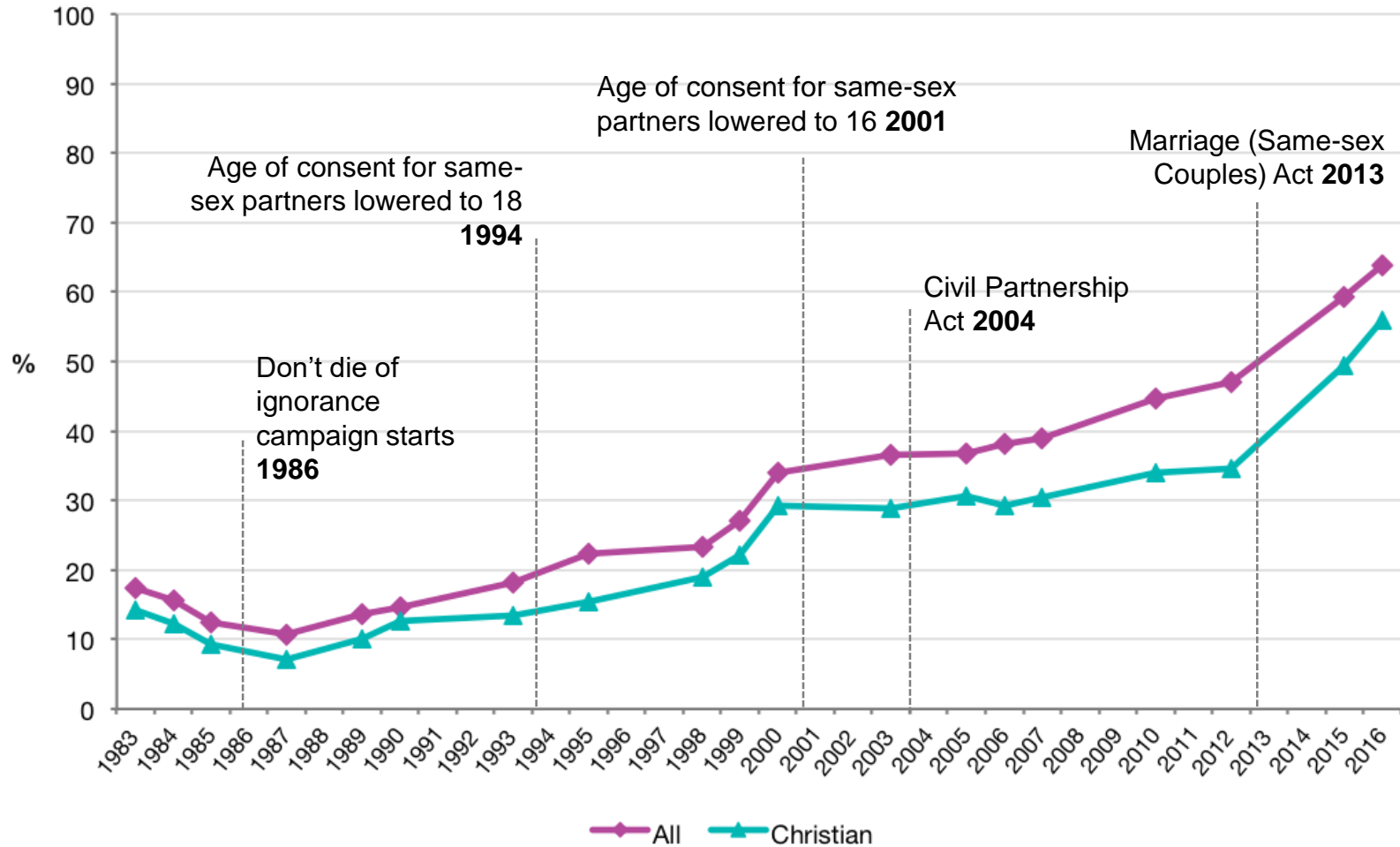
**What other
issues divide us
by age?**





Social issues

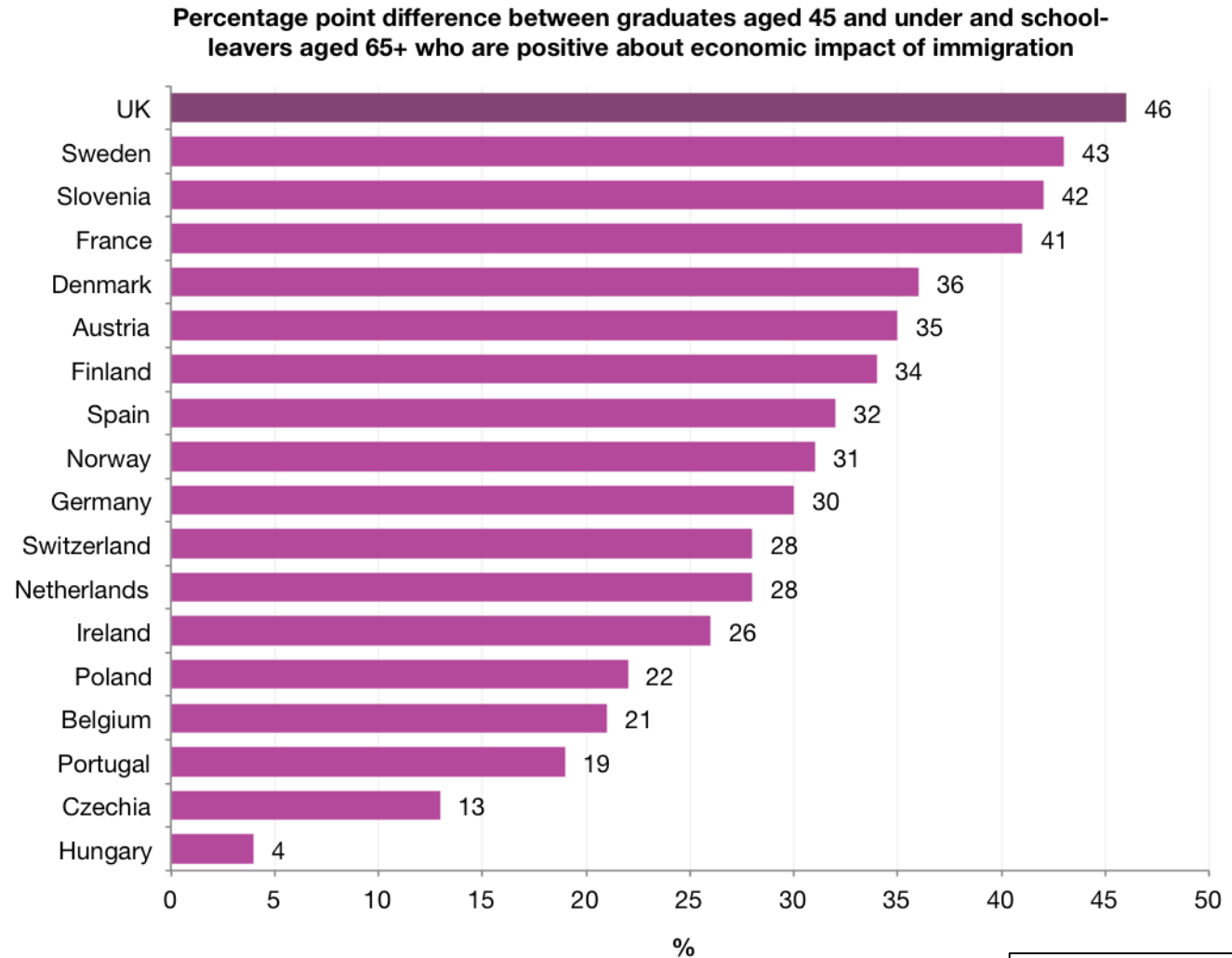
% saying same-sex relationships are “not wrong at all”



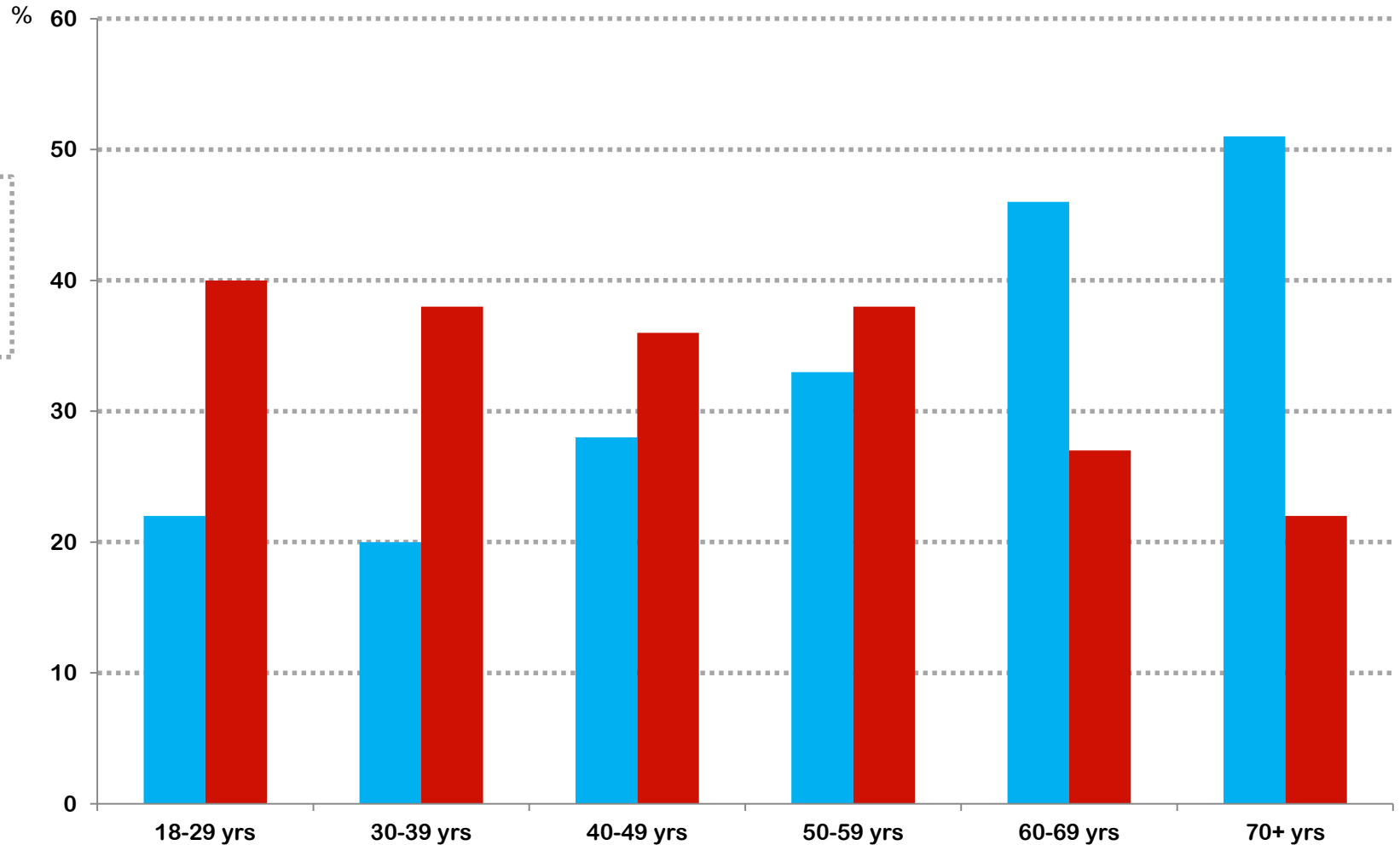
Immigration



The UK is the most divided country in Europe on the economic impact of immigration



Politics



How people voted in the election by age



What's coming in 2018 and 2019

- BSA 35 launch – early July
- New headline stat in late summer / autumn
- Significant ISSP module in the field now – results published in BSA 36 in June/July 2019
- International data available shortly afterwards

Thank you
