

Cathedral Statistics

2015

Research and Statistics
Church House
Great Smith Street
London SW1P 3AZ

Tel: 020 7898 1547

Published 2016 by Research and Statistics.

Copyright © Research and Statistics 2016

All rights reserved.

This document is available on line at <http://www.churchofengland.org/about-us/facts-stats/research-statistics.aspx>, any reproduction of the whole or any part of the document should reference: Church of England Research and Statistics, Great Smith Street, London SW1P 3AZ

[Email: statistics.unit@churchofengland.org](mailto:statistics.unit@churchofengland.org)

[Twitter: @cofestats](https://twitter.com/cofestats)

The opinions expressed in this booklet are those of the authors and do not necessarily reflect the official policy of the General Synod or National Church Institutions of the Church of England.

Contents

	Page
Summary	1
Definitions and notes	3

Contents	Table	Figure	Page
Sunday and Midweek Attendance	1	1	4
Easter Communicants & Attendance, Holy Week Attendance	2	2	5
Christmas Communicants & Attendance, Advent Attendance	3	3	6
Baptisms, Thanksgiving, Marriages, Funerals & Memorials	4	4	7
Educational events			8
Educational event attendance	5	5	8
Cathedral schools	6	6	8
Cathedral services			9
Additional regular services	7		9
Public/civic events	8		9
Specially arranged services	9		9
Cathedral activities, volunteers, and visitors			10
Activities of cathedral personnel		7	10
Volunteers, visitors, community roll	10		10
Volunteers		8	10
Choristers			11
Cathedral choristers	11		11
Musicians	12		11
Voluntary choir members	13		11
Number of choirs	14		11

Appendix

Cathedral Form 2015	12
---------------------	----

Summary

This report contains information about worship and other activities taking place in English cathedrals. Data are collected from the 42 cathedrals in England in the annual Cathedral Statistics survey. Among other things, the survey asks about attendance at Sunday and midweek services; Easter and Christmas services; school visits; baptisms, marriages, and funerals; musical activities and volunteering. For reference, the survey form and guidance notes can be found in the appendix.

Attendance at Weekly Services (page 4; page 10)

On average 36,700 people (adults and children) attended cathedral services each week in 2015. This is an increase of 18% from 31,200 in 2005. Midweek attendance continues to be a significant part of worship; almost all of the increase in attendance over the past decade is due to increased midweek attendance. Attendance at Sunday services has remained stable.

Community rolls were revised in 2013. Numbers on community rolls increased by 5% from 15,100 in 2014 to 15,900 in 2015.

Easter and Christmas (pages 5-6)

In 2015, attendance at Easter services was 54,000, 2% higher than in 2014. There were 28,200 Easter communicants in 2015, the highest figure since 2009. Attendance during Holy Week, from Palm Sunday to Good Friday, was 92,500.

Christmas attendance was 125,200 in 2015, the highest figure since 2011. There were 33,100 communicants at Christmas in 2015. Services during Advent, the period leading up to Christmas, attracted an attendance of 824,300 in 2015, the highest figure for the past decade. All events and services from the beginning of Advent to 23rd December are captured in the Advent total.

Baptisms, Marriages and Thanksgivings (page 7)

In 2015, 760 baptisms and 12 thanksgivings were conducted in cathedrals, almost unchanged since 2010. Since 2011, the number of infant baptisms in cathedrals has been falling steadily. In contrast, the number of baptisms of people over 1 year of age has steadily increased since 2005.

In 2015, 270 marriages and 30 blessings were conducted in cathedrals. The number of funerals conducted by cathedrals has remained stable over the last ten years. 370 funerals and a further 120 memorial services were conducted by cathedral clergy in 2015. 70 funerals were conducted at crematoria on behalf of cathedrals.

Children and Young People (page 8)

The number of children and young people attending organised educational events in cathedrals increased by 14% from 280,900 in 2005 to 320,000 in 2015; a further 13,100 children visited Westminster Abbey. Over half of these visits were by children aged under 11 years old (Nursery/Pre-prep and Primary/Prep).

12,440 children attended cathedral schools or schools formally associated with cathedrals in 2015.

Music (page 11)

1,490 child choristers and 550 lay clerks and choral scholars provided choral music for cathedrals in 2015; a further 600 children and 1,410 adults were involved in voluntary choirs.

There were 40 male, 30 female and 80 mixed cathedral choirs. 790 visiting choirs sang in one service or a week of services and over 1,140 regular and 620 occasional musicians were reported as being involved in services in 2015.

Volunteers (page 10)

The number of people volunteering at cathedrals has risen by 13% from 13,300 in 2005 to 15,000 in 2015.

Services and events within the year (page 9)

471,300 people attended additional regular services conducted at least once a month (including fresh expressions and schools services).

Specially arranged services and public/civic events are not included in average weekly attendance figures as they are not part of the weekly pattern of services. 162,800 attended specially arranged diocesan services; 301,600 witnessed special (not regular) services for schools; 451,900 attended special occasion services and 25,800 attended services outside the cathedral building. Over 1.1 million people attended 5,310 public/civic events held in cathedrals. 2,590 specially arranged services were conducted by cathedrals in 2015.

Schools continue to visit cathedrals to mark special commemorative dates in their calendar year. Attendance at graduation ceremonies was 264,700 and at other public events such as concerts was 842,400 in 2015.

Additional activities supported by cathedral personnel (page 10)

In 2015, there were over 2,400 occasions in which cathedral clergy, choirs, or staff participated in diocesan meetings/events; 2,080 events/services were supported by clergy away from the cathedral; approximately 320 events/services were supported by cathedral choirs away from their cathedral; there were 350 occasions on which cathedral personnel participated in formal inter faith forums and events and 730 occasions when they participated in ecumenical events.

Visitors (page 10)

There were 9.4 million visitors to cathedrals in 2015; a further 1 million people visited Westminster Abbey.

Acknowledgements

This report contains information provided by the Head Vergers/Cathedral Administrators and the Deans, to whom we are grateful. Every English cathedral contributed to this exercise and we are pleased to be able to include specific figures from Westminster Abbey towards a more complete picture of cathedral ministry in England today.

Definitions and notes

While many figures in this booklet have been **rounded**, totals and averages were calculated before rounding. Thus row and column totals will not always agree exactly with the sum of the stated amounts.

42 cathedrals and Westminster Abbey participated in this exercise.

Specific figures for Westminster Abbey, being a Royal Peculiar, are not included in the charts and tables but as notes alongside the charts.

Cathedral figures reported in this booklet have been collated from the annual cathedral returns completed each year by Head Vergers/Cathedral Administrators and Deans.

Marriages	Couples newly married.
Prayer and Dedication	Prayer and dedication of marriages include couples for whom a service of blessing (after civil marriage) was held in the cathedral and does not include the renewal of vows.
Average Attendance on a Sunday and Midweek	Average number of attendees in a normal service which is not a major festival or contained in a peak holiday period.
Community Roll	Number of persons on the Electoral or Community Roll as presented to the Annual Cathedral Meeting. Lay members of either sex of seventeen years of age and over, who are baptised and are resident in the cathedral parish or, if not resident, have habitually attended public worship in the cathedral during a period of six months prior to enrolment are entitled to have their names entered upon the roll of a cathedral.
Schools	Schools or academies that are part of a cathedral foundation or have formal links/relationship with a cathedral during the academic year.
Educational Visits	Number of children attending organised educational events which take place either in a cathedral or organised by a cathedral and taking place elsewhere.
Choristers	Number of boys, girls and adult lay clerks/choral scholars at year end.
Peculiar	Used to refer to a church that is outside the parochial (parish) system, into which the vast majority of churches fit. Peculiars are practically all royal peculiars, the appointment of whose minister is directly in the hands of the Sovereign. Well-known examples include are Westminster Abbey and St George's Chapel, Windsor.
Activities of Cathedral people	Events, activities, and services supported by cathedral clergy, choirs, and staff away from the cathedral and occasions on which cathedral people participated in formal inter faith forums/events and ecumenical events.
Visitors	Visitors are defined as either people paying or donating at the point of entry or those who do not pay but possibly donate at alms box (excluding those who attend services and events.) Canterbury, London, York (until 2011), and Westminster Abbey are members of the Association of Leading Visitor Attractions (ALVA). Visitor numbers for these cathedrals and Westminster Abbey have been taken from ALVA's website.

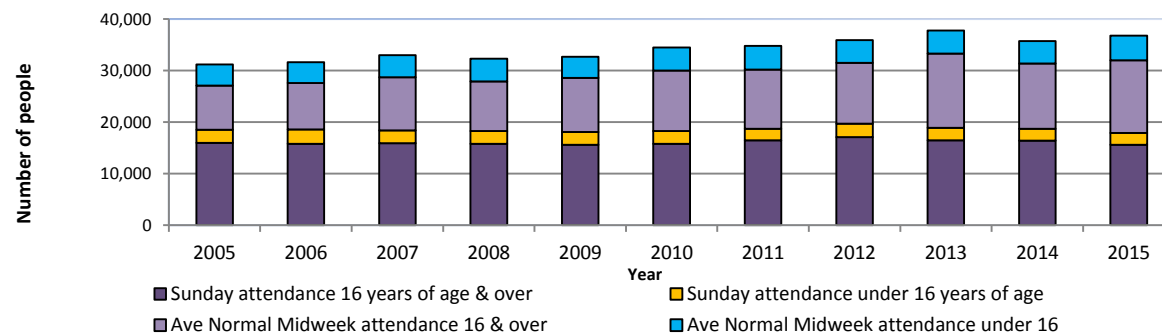
On average 36,700 people (adults and children) attended cathedral services each week in 2015. This is an increase of 18% from 31,200 in 2005. Midweek attendance continues to be a significant part of worship; almost all of the increase in attendance over the past decade is due to increased midweek attendance. Attendance at Sunday services has remained stable.

Table 1: Sunday and midweek attendance¹ at Church of England cathedrals (excluding Royal Peculiars), 2005-2015

Year	Sunday Attendance ²				Midweek Attendance ³				Total All Week Attendance		
	Under 16		16 and over		Under 16		16 and over		Number of People		
	Number	(base)	Number	(base)	Number	(base)	Number	(base)	Under 16	16 and over	Total
2005	2,500	(42)	16,000	(42)	4,100	(42)	8,600	(42)	6,600	24,600	31,200
2006	2,800	(42)	15,800	(42)	4,000	(42)	9,000	(42)	6,800	24,800	31,600
2007	2,500	(42)	15,900	(42)	4,300	(42)	10,300	(42)	6,800	26,300	33,100
2008	2,500	(42)	15,800	(42)	4,400	(42)	9,600	(42)	6,800	25,300	32,100
2009	2,500	(42)	15,600	(42)	4,100	(42)	10,500	(42)	6,600	26,100	32,700
2010	2,500	(42)	15,800	(42)	4,500	(42)	11,700	(42)	7,000	27,500	34,500
2011	2,200	(42)	16,500	(42)	4,600	(42)	11,500	(42)	6,700	28,000	34,700
2012	2,600	(42)	17,100	(42)	4,400	(42)	11,800	(42)	7,000	28,800	35,800
2013	2,400	(42)	16,500	(42)	4,500	(42)	14,400	(42)	6,900	30,900	37,800
2014	2,300	(42)	16,400	(42)	4,300	(42)	12,700	(42)	6,600	29,100	35,700
2015	2,300	(42)	15,600	(42)	4,800	(42)	14,100	(42)	7,000	29,700	36,700

- 1 Average attendance at normal services held by cathedrals either on Sunday or midweek.
- 2 Includes attendance at services that are not major festivals or contained in a peak holiday period. If the attendance fluctuates an annual 'average' should be given. Persons attending more than one service on the same day should, wherever possible, be counted only once no matter how many services they attend.
- 3 Midweek count only includes services held Monday - Saturday and excludes Sunday services.

Figure 1: Sunday and midweek attendance at Church of England cathedrals (excluding Royal Peculiars), 2005-2015



Westminster Abbey
 Weekday attendance: 2,320 adults and 250 children;
 Sunday attendance: 1,410 adults and 100 children

In 2015, attendance at Easter services was 54,000, 2% higher than in the previous year; the number of communicants was 28,200, the highest figure since 2009. Attendance during Holy Week was 92,500; which included events and services during Holy Week, from Palm Sunday to Good Friday

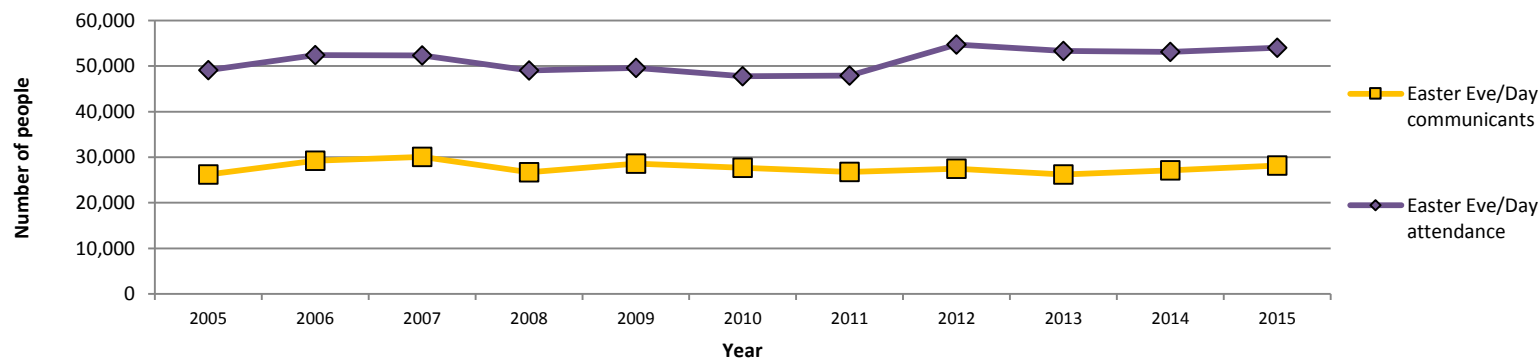
Table 2: Easter communicants & attendance and Holy Week attendance at Church of England cathedrals (excluding Royal Peculiars), 2005-2015

Year	Communicants		Easter ¹ Attendance ²		Holy Week ³	
	Number	(base)	Number	(base)	Number	(base)
2005	26,200	(42)	49,100	(42)	-	-
2006	29,200	(42)	52,400	(42)	-	-
2007	30,100	(42)	52,300	(42)	-	-
2008	26,700	(42)	49,000	(42)	-	-
2009	28,600	(42)	49,600	(42)	-	-
2010	27,700	(42)	47,800	(42)	110,400	(42)
2011	26,800	(42)	47,900	(42)	105,700	(42)
2012	27,500	(41)	54,700	(42)	107,700	(42)
2013	26,200	(42)	53,300	(42)	68,800	(42)
2014	27,100	(42)	53,100	(42)	89,300	(42)
2015	28,200	(42)	54,000	(42)	92,500	(42)

Westminster Abbey
There were 5,590 Holy Week attendees with the largest attendance at a service being 1,200

- 1 Easter includes vigil services on Easter Eve
- 2 Since 2013, Holy Week has been taken to be the period from Palm Sunday to Good Friday. This information was first collected in 2010. Before 2013, Easter figures were may well have been included in the Holy Week data, which accounts for the sharp fall in numbers from 2012 to 2013.
- 3 Total number of people that attended worship, both communicants and those that did not take communion, adults, children and young people, clergy and laity.

Figure 2: Easter attendance at Church of England cathedrals (excluding Royal Peculiars), 2005-2015



Christmas attendance was 125,200 in 2015, the highest figure since 2011. There were approximately 33,100 communicants at Christmas in 2015. Services during Advent, the period leading up to Christmas, attracted an attendance of 824,300 in 2015, the highest figure for the past decade. All events and services from the beginning of Advent to 23rd December are captured in the Advent total.

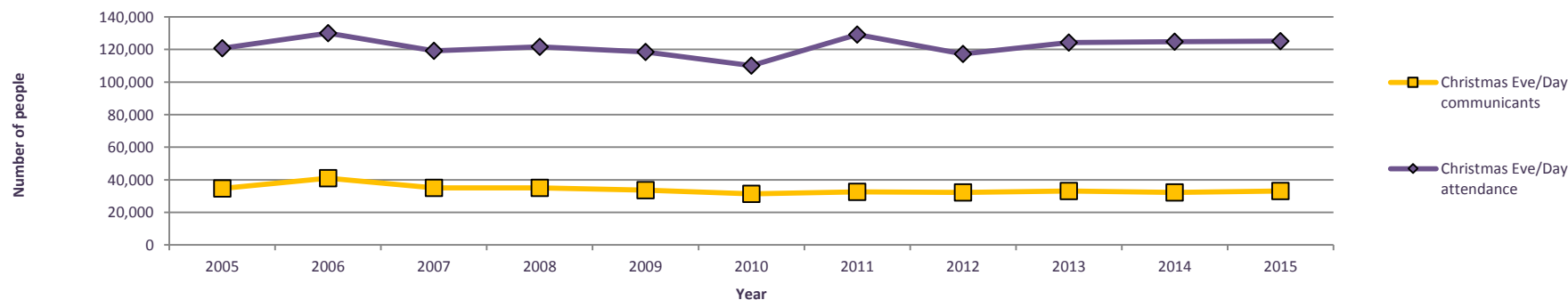
Table 3: Christmas communicants & attendance and Advent attendance at Church of England cathedrals (excluding Royal Peculiars), 2005-2015

Year	Christmas				Advent				Total	
	Communicants		Attendance		Congregation		Civic			
	Number	(base)	Number	(base)	Number	(base)	Number	(base)	Number	(base)
2005	34,700	(42)	120,800	(42)	-	(-)	-	(-)	723,600	(42)
2006	40,900	(42)	130,000	(42)	-	(-)	-	(-)	717,300	(42)
2007	35,100	(42)	119,100	(42)	-	(-)	-	(-)	726,500	(42)
2008	35,000	(42)	121,600	(42)	-	(-)	-	(-)	778,800	(42)
2009	33,600	(42)	118,500	(42)	-	(-)	-	(-)	729,600	(42)
2010	31,400	(42)	110,100	(42)	-	(-)	-	(-)	682,400	(42)
2011	32,600	(42)	129,100	(42)	-	(-)	-	(-)	776,400	(42)
2012	32,200	(42)	117,200	(42)	-	(-)	-	(-)	745,900	(42)
2013	33,100	(42)	124,300	(42)	202,700	(41)	286,300	(41)	489,000	(42)
2014	32,300	(42)	124,800	(42)	-	(-)	-	(-)	630,600	(42)
2015	33,100	(42)	125,200	(42)	-	(-)	-	(-)	824,300	(42)

In 2013 only, the Advent attendance figure was divided into two categories:
 1) attendance at services held for the regular congregation and local community.
 2) attendance at services held specifically for civic bodies, schools or other organisations.

Christmas Day includes vigil services on Christmas Eve. Total number of people that attended worship, both communicants and those that did not take communion, adult, children and young people, clergy and laity. Before 2013, participants were asked to record attendance from the eve of Advent Sunday through to St. Stephen's day. In 2013, the Advent attendance figure was measured from the Monday after Advent Sunday until 23rd December. In 2014, Advent attendance was recorded from the beginning of Advent until 23rd December.

Figure 3: Christmas attendance at Church of England cathedrals (excluding Royal Peculiars), 2005-2015



Westminster Abbey 7,700 adults, children and young people attended Christmas Eve/Day services at Westminster Abbey and more than 27,100 over the Advent season. The largest congregation size recorded during that season was 2,200 people.

In 2015 there were 760 baptisms and 12 thanksgivings conducted in cathedrals, almost unchanged since 2010. Since 2011, the number of infant baptisms in cathedrals has been falling steadily. In contrast, the number of baptisms of people over 1 year of age has steadily increased since 2005.

Table 4: Baptisms, Thanksgiving, Marriages, Funerals and Memorial services held at Church of England cathedrals (excluding Royal Peculiar), 2005-2015

Year	Baptisms ¹						Thanksgivings ^{1,3}			Marriages ¹			Funerals ¹				
	Infants under one year	Children aged 1 to 4 years ²	Children aged 5 to 12 years ²	Total aged 1 to 12 years	Age 13+	Total	Under 1 year ³	Children aged 1 to 4 years ³	Children aged 1 to 12 years	Total	Marriages ⁴	Blessings of marriage ⁵	Total	In Cathedrals ⁶	At Crematoria ⁷	Total	Memorials ⁸
2005	330	-	-	180	140	650	5	-	1	6	290	60	350	300	90	390	-
2006	360	-	-	200	150	710	3	-	1	4	300	70	370	270	80	350	-
2007	320	-	-	220	140	680	3	-	0	3	280	50	330	320	50	370	-
2008	360	-	-	210	150	710	8	-	3	11	310	50	360	300	60	360	-
2009	380	-	-	270	160	820	4	-	3	7	310	40	350	270	60	330	-
2010	350	-	-	220	190	760	3	-	0	3	320	30	350	340	70	410	130
2011	360	-	-	220	160	750	5	-	0	5	340	30	370	280	60	340	90
2012	350	-	-	250	160	760	2	-	3	5	340	20	360	290	110	400	100
2013	320	150	90	250	220	780	10	-	0	10	290	30	320	300	90	390	100
2014	300	190	50	240	210	760	10	8	-	18	310	20	330	290	70	360	100
2015	270	160	70	230	260	760	11	1	-	12	270	30	300	300	70	370	120

1 Number of offices between 1 January and 31 December

2 In 2013, baptisms aged 1 - 12 were split into two categories (aged 1 to 4 years; and 5 to 12 years)

3 In 2014, thanksgiving questions only asked about under 1 year and 1 - 4 years old.

4 Couples newly married

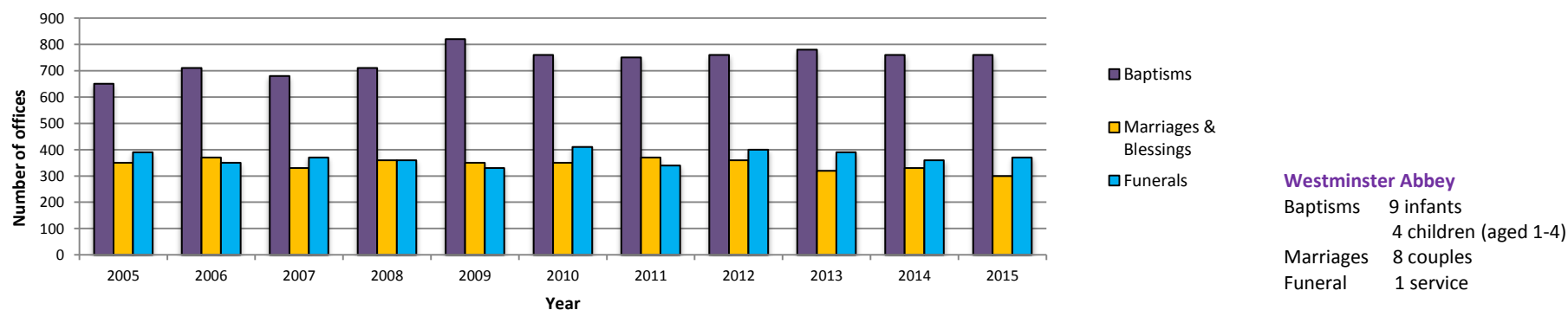
5 Service of blessing immediately after marriage does not include renewal of vows

6 Number of deceased for whom a funeral service was held in the cathedral

7 Number of deceased for whom a full funeral service was conducted on behalf of the cathedral at a crematorium

8 Number of memorial services (not including a funeral) held in the cathedral

Figure 4: Baptisms, Marriages and Funerals at Church of England Cathedrals (excluding Royal Peculiar), 2005-2015



270 marriages were conducted in cathedrals in 2015.

The number of funerals conducted by cathedrals has remained stable over the last ten years. 370 funerals and a further 120 memorial services were conducted by cathedral clergy in 2015. 70 funerals were conducted at crematoria on behalf of cathedrals.

The number of children and young people attending organised educational events in cathedrals increased by 14% over the period 2005 to 2015 and a further 13,100 children visited Westminster Abbey. Over half of these visits were by children aged under 11 years old (Nursery/Pre-prep and Primary/Prep).

Table 5: Children and young people attending educational events at Church of England cathedrals (excluding Royal Peculiars), 2005-2015

Year	Educational Events ¹					Total
	Nursery/ Pre-prep	Primary/ Prep	Secondary/ Senior ²	16 - 18	18 +	
2005	4,200	167,300	109,400	-	-	280,900
2006	5,100	164,700	112,400	-	-	282,100
2007	6,800	183,100	108,000	-	-	297,900
2008	4,500	171,700	121,700	-	-	297,900
2009	2,600	183,900	118,100	-	-	304,700
2010	26,200	150,200	96,800	-	-	296,000
2011	36,500	150,300	76,300	8,500	15,000	286,400
2012	38,600	131,900	82,600	9,200	44,400	306,800
2013	43,500	133,300	95,500	15,600	33,900	321,700
2014	36,600	132,800	94,300	12,700	33,000	309,400
2015	48,900	133,700	94,100	11,500	31,800	320,000

Westminster Abbey
 Educational event attendance
 Nursery/Pre-prep: 1,140;
 Primary/Prep: 7,150;
 Secondary/seniors: 2,230;
 16-18: 900;
 18+: 1,650

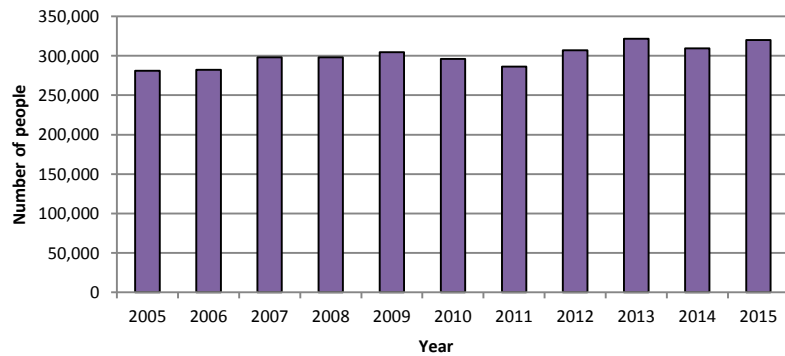
Table 6: Children and young people attending schools associated with Church of England cathedrals (excluding Royal Peculiars), 2005-2015

Year	Schools					Total	(base>0) ¹
	Nursery/ Pre-prep	Primary/ Prep	Secondary/ Senior ²	16 - 18	18 +		
2005	1,290	3,030	5,110	-	-	9,420	(21)
2006	1,330	2,650	5,360	-	-	9,330	(20)
2007	1,330	2,880	4,350	-	-	8,560	(19)
2008	980	3,760	7,320	-	-	12,050	(21)
2009	1,230	3,200	6,690	-	-	11,120	(21)
2010	1,050	3,140	5,660	1,080	10	10,950	(21)
2011	1,170	2,600	4,200	1,490	270	9,720	(19)
2012	1,200	3,040	4,930	1,800	30	11,000	(22)
2013	1,270	2,700	3,970	1,280	90	9,310	(21)
2014	790	2,420	4,360	1,620	50	9,240	(19)
2015	1,010	2,770	6,030	2,350	280	12,440	(21)

1 Number of children/students attending organised educational events during the year which took place either in the Cathedral or organised by the Cathedral and took place elsewhere
 2 This includes ages 16-18 and 18+ up to 2009

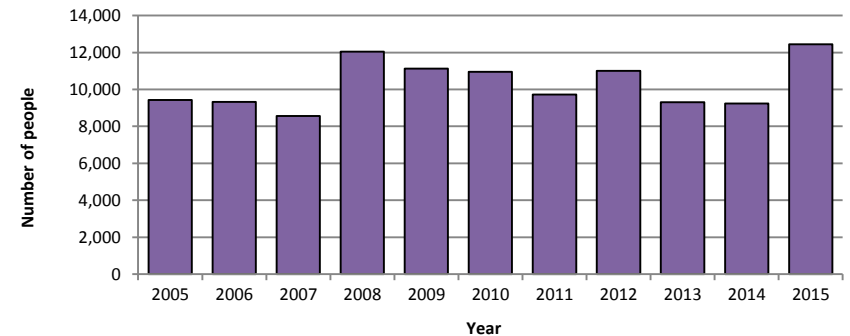
1 The number of Cathedrals which provided a figure greater than zero.
 2 This includes ages 16-18 and 18+ up to 2009

Figure 5: Children and young people attending educational events at Church of England cathedrals (excluding Royal Peculiars), 2005-2015



12,440 children attended cathedral schools or schools formally associated with cathedrals in 2015.

Figure 6: Children and young people attending schools associated with Church of England cathedrals (excluding Royal Peculiars), 2005-2015



471,300 people attended additional regular services conducted at least once a month (including fresh expressions and schools services). 162,800 attended specially arranged diocesan services; 301,600 witnessed special (not regular) services for schools; 451,900 attended special occasion services and 25,800 attended services outside the cathedral building. Over 1.1 million people attended 5,310 public/civic events held in cathedrals. 2,590 specially arranged services were conducted by cathedrals in 2015. Attendance at graduation ceremonies was 264,700 and at other public events such as concerts was 842,400 in 2015.

Table 7: Attendance at additional regular services at Church of England cathedrals (excluding Royal Peculiars), 2005-2015

Years	Additional Regular services ¹						Total Attendance ³
	Fresh expression		Schools		Other services		
	Attendance	(base>0) ²	Attendance	(base>0) ²	Attendance ³	(base>0) ²	
2005	-	(-)	-	(-)	-	(-)	-
2006	-	(-)	-	(-)	-	(-)	-
2007	-	(-)	-	(-)	-	(-)	-
2008	-	(-)	-	(-)	-	(-)	-
2009	-	(-)	-	(-)	-	(-)	-
2010	-	(-)	-	(-)	-	(-)	-
2011	-	(-)	-	(-)	-	(-)	-
2012	-	(-)	-	(-)	-	(-)	-
2013	14,700	(15)	170,700	(17)	341,200	(26)	526,600
2014	14,400	(18)	241,500	(17)	190,900	(24)	446,800
2015	14,400	(17)	265,000	(17)	191,900	(26)	471,300

Table 8: Attendance at public/civic events at Church of England cathedrals (excluding Royal Peculiars), 2005-2015

Years	Public/civic events ¹								Total Number	Total Attendance	Total (base>0) ²	
	Graduation ceremonies				Other Events							
	Number	(base>0) ²	Attendance	(base>0) ²	Number	(base>0) ²	Attendance	(base>0) ²				
2005	-	(-)	-	(-)	-	(-)	-	(-)	3,490	(42)	1,032,000	(42)
2006	-	(-)	-	(-)	-	(-)	-	(-)	3,640	(41)	1,355,700	(41)
2007	-	(-)	-	(-)	-	(-)	-	(-)	4,090	(41)	1,162,900	(42)
2008	-	(-)	-	(-)	-	(-)	-	(-)	5,260	(42)	1,750,400	(42)
2009	-	(-)	-	(-)	-	(-)	-	(-)	5,450	(42)	1,618,300	(42)
2010	260	(30)	301,600	(-)	4,890	(-)	1,331,400	(-)	5,150	(41)	1,633,000	(42)
2011	260	(32)	272,900	(32)	5,390	(42)	1,569,500	(42)	5,650	(42)	1,842,300	(42)
2012	280	(33)	275,400	(33)	5,000	(40)	822,900	(42)	5,280	(40)	1,098,300	(42)
2013	260	(31)	248,100	(31)	5,470	(41)	722,800	(40)	5,730	(41)	971,000	(40)
2014	280	(30)	265,200	(30)	5,950	(41)	872,100	(41)	6,230	(41)	1,137,200	(41)
2015	280	(31)	264,700	(31)	5,020	(40)	842,400	(40)	5,310	(40)	1,107,100	(40)

Table 9: Attendance at specially arranged services and public events at Church of England cathedrals (excluding Royal Peculiars), 2005-2015

Years	Specially Arranged Services ¹																Total Number	Total Attendance	Total (base>0) ²	
	Annual Festival/Diocesan Services				Schools				Special Services				Services held outside ⁴							
	Number	(base>0) ²	Attendance	(base>0) ²	Number	(base>0) ²	Attendance	(base>0) ²	Number	(base>0) ²	Attendance	(base>0) ²	Number	(base>0) ²	Attendance	(base>0) ²				
2005	-	(-)	-	(-)	-	(-)	-	(-)	-	(-)	-	(-)	-	(-)	-	(-)	2,750	(42)	903,900	(41)
2006	-	(-)	-	(-)	-	(-)	-	(-)	-	(-)	-	(-)	-	(-)	-	(-)	2,860	(42)	904,000	(41)
2007	-	(-)	-	(-)	-	(-)	-	(-)	-	(-)	-	(-)	-	(-)	-	(-)	2,870	(41)	1,002,100	(42)
2008	-	(-)	-	(-)	-	(-)	-	(-)	-	(-)	-	(-)	-	(-)	-	(-)	3,070	(42)	1,022,400	(42)
2009	-	(-)	-	(-)	-	(-)	-	(-)	-	(-)	-	(-)	-	(-)	-	(-)	3,040	(42)	953,400	(42)
2010	-	(-)	-	(-)	90	(31)	47,400	(31)	3,060	(-)	916,600	(-)	-	(-)	-	(-)	3,150	(42)	964,000	(42)
2011	-	(-)	-	(-)	100	(35)	50,700	(35)	2,940	(42)	875,600	(42)	-	(-)	-	(-)	3,040	(42)	926,300	(42)
2012	480	(40)	121,700	(40)	410	(35)	202,600	(35)	2,000	(41)	608,200	(41)	-	(-)	-	(-)	2,880	(41)	932,500	(41)
2013	470	(39)	99,200	(38)	490	(38)	295,800	(38)	1,560	(42)	449,400	(41)	-	(-)	-	(-)	2,510	(42)	844,400	(42)
2014	540	(41)	179,100	(41)	520	(41)	286,300	(41)	1,650	(41)	420,800	(41)	50	(21)	29,700	(22)	2,760	(41)	915,900	(41)
2015	470	(41)	162,800	(42)	520	(40)	301,600	(40)	1,540	(41)	451,900	(42)	70	(24)	25,800	(24)	2,590	(41)	942,000	(41)

Westminster Abbey

1 diocesan service:
1,500 in attendance;

58 special services:
44,580 in attendance;

21 special school services:
12,060 in attendance;

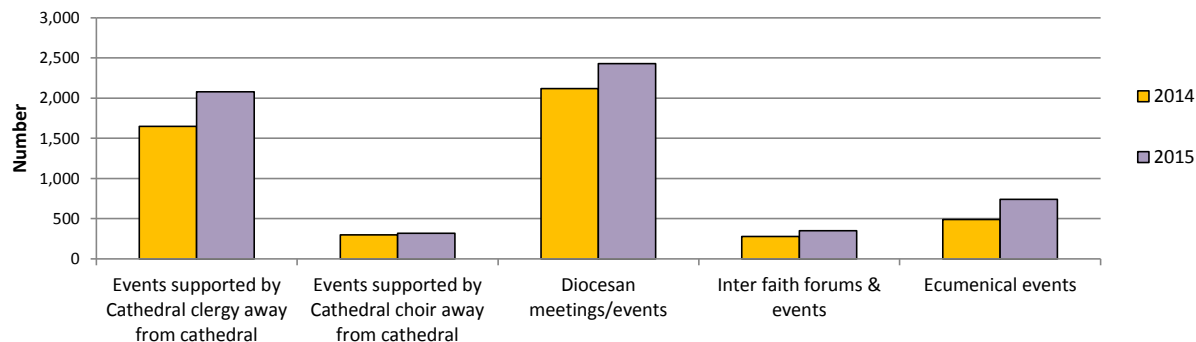
84,800 at additional
regular services and 80
community services;

60 other public events:
18,240 in attendance.

- Numbers in attendance at additional regular and specially arranged services are not included in average weekly attendance figures as they are not part of the weekly calendar of services. These are services that happen at least monthly. This section focuses on services other than morning, midday, evening prayer, Eucharists and Evensongs; for example fresh expressions of church and community services, school services and other services such as healing, Taize and Iona.
- The number of cathedrals which provided a figure greater than zero. Includes no estimates.
- The wording of the question was changed in 2013 to ensure the weekly pattern of services was not included, therefore data are not provided for previous years as they are not comparable.
- From 2014, we have collected data on services held outside cathedral buildings.

In 2015, there were over 2,400 occasions in which cathedral clergy, choirs, or staff participated in diocesan meetings/events; 2,080 events/services were supported by clergy away from the cathedral; approximately 320 events/services were supported by cathedral choirs away from their cathedral; there were 350 occasions on which cathedral personnel participated in formal inter faith forums and events and 730 occasions when they participated in ecumenical events.

Figure 7: Activities of Church of England cathedral personnel (excluding Royal Peculiars), 2014-2015



Note

Not all cathedrals responded to the questions about activities outside the cathedral.

Westminster Abbey

218 events/services supported by clergy away from the Abbey
 2 events/services supported by the choir away from the Abbey
 5 occasions on which clergy participated in formal diocesan meetings/events.
 13 formal inter faith forums and events supported by clergy.

There were 9.4 million visitors to cathedrals in 2015; a further 1 million people visited Westminster Abbey. The number of people volunteering at cathedrals has risen by 13% from 13,300 in 2005 to 15,000 in 2015.

Table 10: Volunteers, visitors & Community Rolls at Church of England cathedrals (excluding Royal Peculiars), 2005-2015

Years	Volunteers ¹		Visitors ²	Community Rolls ³
	Number	(base)	Number	Number
2005	13,300	(42)	9,740,900	16,300
2006	13,300	(42)	9,767,000	16,300
2007	15,000	(42)	9,411,000	15,900
2008	14,200	(42)	9,615,400	15,700
2009	15,000	(42)	9,721,700	16,500
2010	14,800	(42)	9,423,200	16,100
2011	14,500	(42)	9,521,000	16,300
2012	15,600	(42)	9,674,600	16,800
2013	14,700	(42)	10,247,700	14,200
2014	15,200	(42)	9,671,900	15,100
2015	15,000	(42)	9,487,400	15,900

1 Number of people volunteering

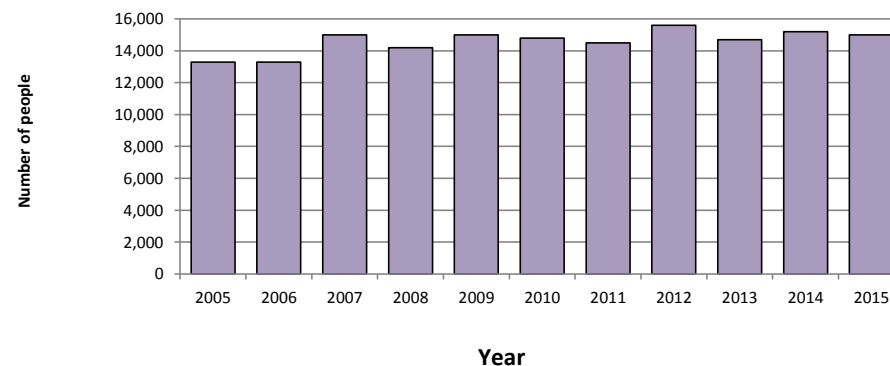
2 For Canterbury, London and Westminster Abbey the visitors figure can be found at www.alva.org.uk/ York Minster is no longer part of this group since 2011.

3 The community roll was renewed in 2013.

Westminster Abbey

1.04 million visitors

Figure 8: Volunteers at Church of England cathedrals (excluding Royal Peculiars), 2005-2015



Westminster Abbey 440 volunteers

1,490 child choristers and 550 paid professional adults provided choral music for cathedrals in 2015; a further 600 children and 1,410 adults were involved in voluntary choirs.

Table 11: Choristers in Church of England cathedrals (excluding Royal Peculiars), 2005-2015

Year	Music						Total Choristers Number
	Boy Choristers	Girl Choristers	Total Child Choristers	Lay Clerks/Choral Scholars		Total Lay clerks	
	Number	Number		Men	Women		
2005	850	590	1,440	-	-	450	1,890
2006	880	730	1,610	-	-	500	2,110
2007	860	690	1,550	-	-	490	2,030
2008	820	720	1,540	-	-	470	2,010
2009	870	730	1,600	-	-	470	2,060
2010	820	620	1,440	-	-	610	2,050
2011	780	650	1,430	-	-	640	2,080
2012	790	630	1,420	-	-	540	1,960
2013	780	650	1,430	430	80	510	1,940
2014	780	670	1,450	430	40	470	1,920
2015	800	690	1,490	470	80	550	2,040

Since 2013, Layclerks/Choral Scholars figures have been split into men and women.

Westminster Abbey

42 boy choristers; 21 paid professional men; 14 paid professional women

Table 13: Number of Voluntary Choir members in Church of England cathedrals (excluding Royal Peculiars), 2010-2015

	Choirs						Total Number
	Boys	Girls	Total (children)	Male	Female	Total (adult)	
	Number	Number		Number	Number		
2010	220	360	580	570	800	1,370	1,950
2011	360	460	820	600	780	1,380	2,200
2012	250	440	690	590	830	1,420	2,110
2013	240	400	640	580	830	1,410	2,050
2014	200	340	540	570	850	1,420	1,960
2015	230	370	600	560	850	1,410	2,010

There were 40 male, 30 female and 80 mixed cathedral choirs.

790 visiting choirs sang in one service or a week of services (Table 14).

Over 1,140 regular and 620 occasional musicians were reported as being involved in services in 2015.

Table 12: Number of musicians in Church of England cathedrals (excluding Royal Peculiars), 2014 and 2015

Year	Musicians									
	Regular					Occasional				
	Boys	Girls	Men	Women	Total	Boys	Girls	Men	Women	Total
2014	300	280	310	120	1,000	60	50	250	220	580
2015	380	370	290	100	1,140	40	50	310	220	620

NB: Question first asked in 2013 but split to two categories in 2014 (regular and occasional)

Westminster Abbey

7 adult (all male) regular musicians

26 adult (22 male and 4 female) occasional musicians

Table 14: Number of Choirs (excluding Royal Peculiars), 2012-2015

Year	Choirs					Total Number
	Male	Female	Mixed	Visiting	Total	
	Number	Number	Number	Number	Number	
2012	60	40	100	-	200	
2013	40	30	80	850	990	
2014	40	30	70	820	970	
2015	40	30	80	790	930	

Westminster Abbey

1 male choir; 2 mixed choirs; 52 visiting choirs.

Before 2012, cathedrals were asked to record choristers singing in Cathedral Choirs and voluntary choirs.

In 2012, additional questions were introduced asking for male, female and mixed choirs.

From 2013 onwards, visiting choirs were added to the question.

ATTENDANCE

1. Electoral Roll/ Cathedral Community Roll

Please state the number of people on the Electoral/ Community Roll as presented to the Annual Parochial Church/ Cathedral Community Roll Meeting in 2015.

2. Average Attendance on a Sunday and Midweek

This section focuses on services which happen weekly i.e. morning, midday and evening prayer, Eucharists and Evensongs.

Please enter separately the number of adults and children attending Sunday and midweek services, Sunday School or activities involving worship. All people should be counted whether or not they are regular members of the congregation. Please note the midweek count includes Saturday services.

If the attendance fluctuates, an annual 'average' should be given.

Please record the number of people attending services on a normal Sunday and during a normal week (not a festival or peak holiday period).

Adults are classified as all people of 16 years of age or over including those leading services. Children and young people are classified as all those aged under 16 years of age.

Regular services

These are services that happen at least monthly. This section focuses on services other than morning, midday, evening prayer, Eucharists and Evensongs; for example fresh expressions of church and community services, school services and other services such as healing, Taize and Iona.

Fresh expressions and other community services

A fresh expression is a form of church established primarily for the benefit of people who are not yet "members" of any church. Do not include activities such as Alpha or outreach activities which do not include worship. If you are uncertain as to whether an activity or service in your cathedral counts as a Fresh Expression please visit: <http://www.freshexpressions.org.uk> or visit:

<http://www.churchofengland.org/media/1839845/freshexpressionschoicetree.pdf>

Specially Arranged Services include:

- A) Diocesan or Episcopal services e.g. Ascension Day, Pentecost, ordinations, Chrism Mass (but excluding Christmas and Easter services).
- B) Services in response to a special occasion, e.g. civic, county and charity services, installation of Canons, anniversary services such as centenary celebrations, diocesan celebrations and confirmations (excluding confirmation services included elsewhere).
- C) Services for schools that are not regular. These may include leavers', end of term or school carol services.
- D) Services outside cathedral building. This includes carols around Christmas tree, Palm Sunday procession, etc.

Other Events includes those attending any other public events such as conferences, concerts, meetings; public or civic events organised by the cathedral or when the cathedral is being used as a venue (include performers as well as audience in the numbers).

FESTIVALS

3. Easter and Christmas

In the communicant boxes, please enter the number of communicants on Easter Eve and Easter Day and on Christmas Eve and Christmas Day. Clergy and other ministers who took communion should be included.

In the attending worship boxes, please enter the total number of people that attended worship over the same periods. Please include all people: communicants and those that did not take communion; adults, children and young people; clergy and laity.

Holy Week

Please give the total number of people attending all events and services in the cathedral during Holy Week from Palm Sunday to Good Friday, including a blessing of oils and Chrism service.

Advent

Please give the total number of people attending all events and services from the beginning of Advent up to and including 23rd December e.g. carol services, concerts, nativity plays, etc. whether organised by the cathedral or where the cathedral is being used as a venue.

4. Schools and Educational Visits

In the first row please enter the number of children/ students attending organised educational events during the year which took place either in the cathedral or were organised by the cathedral and took place elsewhere, e.g. a school or academy, running a course within a secondary school, etc.

In the second row, please state the number of children/ students attending those schools or academies which are part of the cathedral foundation or had formal links with the cathedral during the academic year. If the figure for 31 December is unavailable, please state the number registered at the start of the 2015/16 academic year

NB:

Nursery/Pre-prep/KS1 – includes nursery, reception, year 1 and year 2 (ages 3 to 7)

Primary/Prep/KS2 – includes years 3 to 6 (ages 7 to 11)

Secondary/Senior/KS3/KS4 – secondary school age is from year 7 to year 11 (ages 11 to 16)

16-18 years – includes year 12, 13 and 14 (Sixth form/A level). Students will typically study in either the sixth form of a secondary school or a further education college.

18+ - Colleges and universities

5. Visitors

Do not include those attending services and events counted elsewhere.

In the first box, please enter the number of visitors to the building paying to enter or donating at the point of entry.

In the second box, please state the number of visitors to the building who do not pay/ donate on entry. Non-paying includes those possibly donating at an alms box after entering.

6. Baptisms and Thanksgivings for the gift of a child

Please state the number of people in each age group baptised between 1 January and 31 December, or for whom a thanksgiving service for the gift (birth or adoption) of a child was held and registered. Please state how many of these baptisms were from sending parishes e.g. as part of a confirmation service.

7. Marriages, Prayer and Dedication after Civil Marriage

Please state the total numbers of couples married in the cathedral and of couples for whom a prayer and dedication service after civil marriage was held in the cathedral.

This does not include the renewal of vows on an anniversary or other occasion.

8. Funerals

Include all **funerals** conducted on behalf of the cathedral by any minister including readers, stipendiary clergy, non-stipendiary clergy and retired clergy.

In the first row please state the number of **funeral services held in the cathedral** and separately give the largest attendance at a funeral service.

In the second row please state the number of full **funeral services conducted on behalf of the cathedral at a crematorium or cemetery** (excluding committal only) and the largest single service attendance.

In the third row please state the number of **memorial/ thanksgiving services** (not including a funeral) held in the cathedral and the largest single service attendance.

9. Music

In the first row please enter separately the number of choristers (boys and girls) and professional adults (men and women) at the year end.

In the second row, please enter separately the number of voluntary choir members (boys and girls) and adults (men and women) at the year end.

In the third row, please enter separately the number of male, female, and mixed cathedral choirs; include all choirs (e.g. traditional choirs, community choirs and choral outreach programmes) at the year end. If two or more of the cathedral choirs sing together occasionally, count them as separate choirs only. Please include all visiting choirs once regardless of the number of times they sing services in your cathedral during the year

In the fourth row, please enter the number of musicians (other than singers). This should include organists and any other musicians such as those in an instrumental group. Do not include musicians who play for concerts only.

The first row is for those participating on a regular basis (monthly or more frequently).

The second row is for those participating on an occasional basis (cumulative).

10. Volunteers -

Include the **number of people** that assist for example, in welcoming and guiding visitors, with worship services (e.g. servers, readers, intercessors, stewards), and in roles such as flower arrangers and bell ringers. Voluntary committee members, including Chapter members, should be included in this Volunteers section.

11. Additional Questions

The Association of English Cathedrals is keen to explore several aspects of cathedrals' involvement in wider ministry and mission.

- a) Number of events/ services supported by cathedral clergy **away from** the cathedral, for example, presiding or preaching at services in other churches, attending institutions, ordinations, and other liturgical services, and attending events such as mystery plays, folk dramas and pageants.
- b) Number of events/ services supported by a cathedral choir **away from** the cathedral.
- c) Number of occasions on which people representing the cathedral participated in formal inter-faith forums and events promoting good relations between people of different faiths.
- d) Number of occasions in which people representing the cathedral participated in ecumenical events, for example, women's world day of prayer services, lent study groups, and pilgrimage walks.
- e) Number of occasions in which people representing the cathedral participated in diocesan events, for example, ordinations, Maundy Thursday service, other special celebration services, diocesan synod, bishop's council and bishop's staff meetings.